

Children's Administration

Department of Social and Health
Services

Strategic Plan Metrics

Children's Administration

Strategic Objective & Results WA

Support children in care

CX.10	Percent of cases where addressing the needs of kids, parents, and caregivers is scored as a strength	SO 2.2a
CX.11	Percent of cases where involving the child and family in case planning is scored as a strength	SO 2.2b

Protect children

C1.5	Percent of children in placement who received a visit to evaluate their health and safety during a calendar month they were in care	SO 3.1
CX.9	Percent of Child Protective Service responses initiated timely	SO 3.2

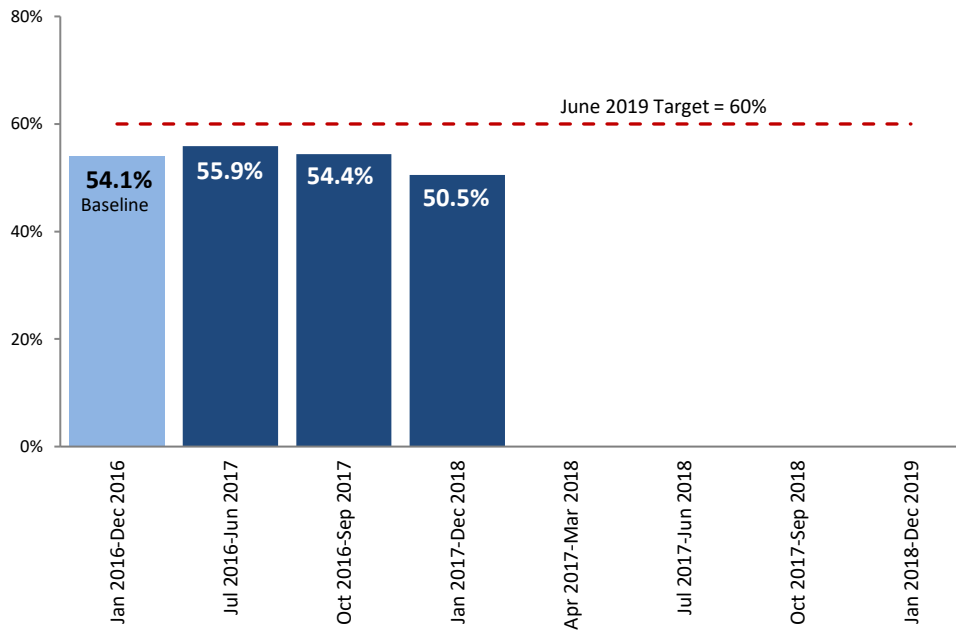
Children's Administration



Public Trust - Strong management practices ensure quality and efficiency

Percent of cases where addressing the needs of kids, parents, and caregivers is scored as a strength

Statewide - 12 month rolling average



SUMMARY

- Discussion and the updated action plan for this measure are located in the Children's Administration Strategic Plan.

DATA SOURCE: Central Case Review findings from the Federal Onsite Review Instrument (OSRI), CQI Section, DSHS Children's Administration; supplied by Hannah Moats.

MEASURE DEFINITION: Percent of applicable cases in which Addressing the Needs of Kids, Parents, and Caregivers is scored as a strength by the Central Case Review Team in the rolling 12-month period.

DATA NOTES:

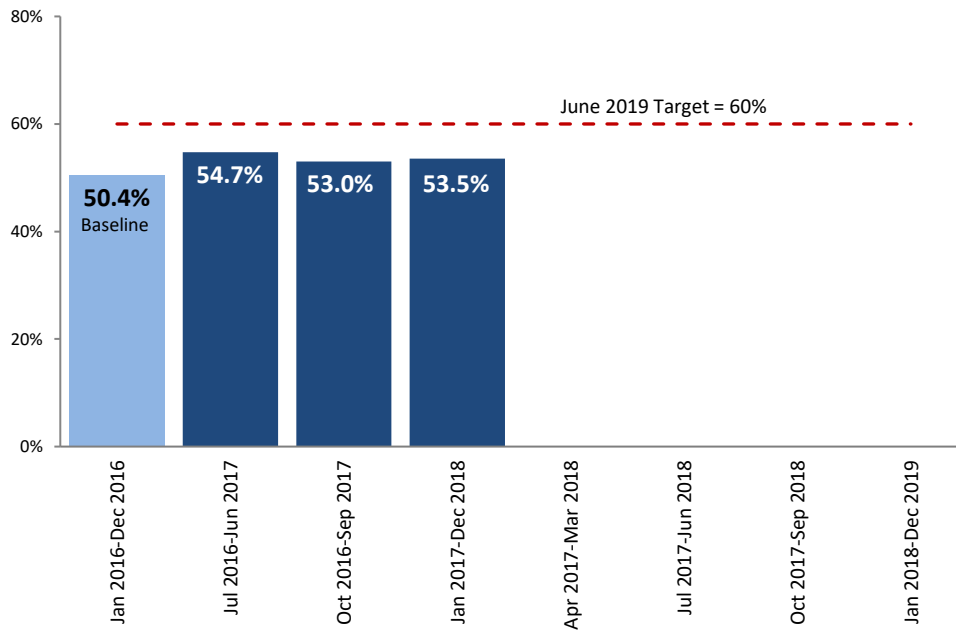
TO DATA: <https://www.dshs.wa.gov/data/metrics/CX.10.xlsx>

Children's Administration

Public Trust - Strong management practices ensure quality and efficiency

Percent of cases where involving the child and family in case planning is scored as a strength

Statewide - 12 month rolling average



SUMMARY

- Discussion and the updated action plan for this measure are located in the Children's Administration Strategic Plan.

DATA SOURCE: Central Case Review findings from the Federal Onsite Review Instrument (OSRI), CQI Section, DSHS Children's Administration; supplied by Hannah Moats.

MEASURE DEFINITION: Percent of applicable cases in which Child and Family Involvement in Case Planning is scored a strength by the Central Case Review Team in the rolling 12-month period.

DATA NOTES:

TO DATA: <https://www.dshs.wa.gov/data/metrics/CX.11.xlsx>

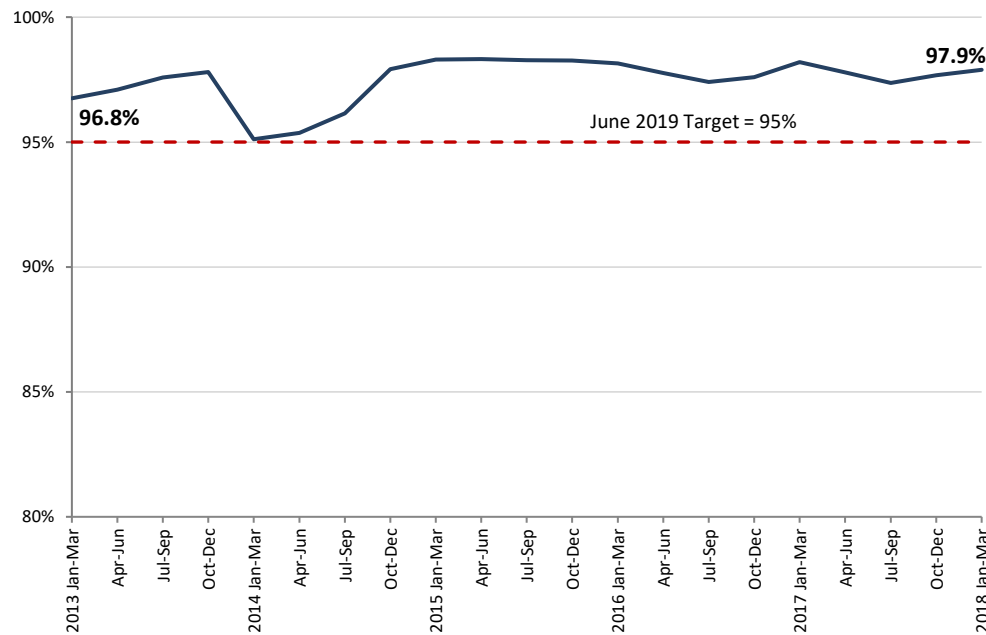
Children's Administration



DSHS clients receive protective services

Percent of children in placement who received a visit to evaluate their health and safety during a calendar month they were in care

Statewide Average



SUMMARY

- 97.9% of children requiring health and safety visits—31,540 children out of 32,220—were visited in the quarter 2018 January-March.

DATA SOURCE: FamLink; infoFamLink 9-26-12; supplied by Cindy Ellingson, Children's Administration.

MEASURE DEFINITION: This measure evaluates whether or not a child in an out-of-home placement or an in-home dependency received a health and safety visit from their social worker during a single calendar month.

DATA NOTES: **1** Population includes children in out-of-home placement and on a trial home visit under the age of 18, their placement or visit was open during the entire month (in placement on the 1st day of the month and no discharge during the month), and currently in DCFS care and custody. **2** Includes visits by others (e.g., Child Placing Agency, Interstate Compact). Excludes attempted visits. *Click below for additional data notes.*

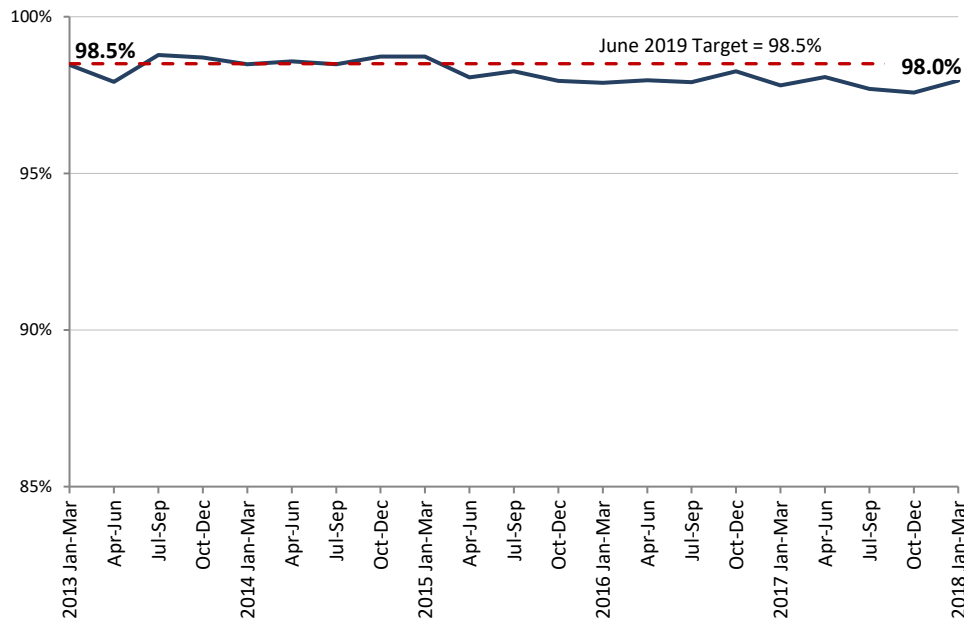
TO DATA: <https://www.dshs.wa.gov/data/metrics/C1.5.xlsx>

Children's Administration

DSHS clients receive protective services

Percent of Child Protective Service responses initiated timely

Statewide Average



SUMMARY

- Discussion and the updated action plan for this measure are located in the Children's Administration Strategic Plan.

DATA SOURCE: InfoFamLink; supplied by Cindy Ellingson, Children's Administration.

MEASURE DEFINITION: Rate of child victims in emergent and non-emergent referrals (response within 24 and 72 hours) seen or attempted within policy requirements.

DATA NOTES: 1 Alleged victims in CPS referrals with a documented face-to-face visit or attempt within policy expectations. Excludes DLR-CPS intakes and alleged victims with exclusions or extensions.

TO DATA: <https://www.dshs.wa.gov/data/metrics/CX.9.xlsx>