

BHA By the Numbers | *Fiscal year 2021*

The Department of Social and Health Services' Behavioral Health Administration transforms lives by providing inpatient mental health care in adult psychiatric hospitals, a children's psychiatric hospital, competency restoration programs, and centers for civilly committed sex offenders. BHA's Office of Forensic Mental Health Services also manages the state's adult forensic mental health care programs, providing competency evaluation and restoration services. Together, with our state and community partners, we are transforming mental health across Washington.



KEY

BHA Behavioral Health Administration | **CRP** Competency Restoration Program | **CSTC** Child Study and Treatment Center |
ESH Eastern State Hospital | **MOD** Maintenance and Operation Division | **NGRI** Not Guilty by Reason of Insanity | **OFMHS** Office
of Forensic Mental Health Services | **SCC** Special Commitment Center | **WSH** Western State Hospital

Statistics provided by DSHS' Research and Data Analysis Division

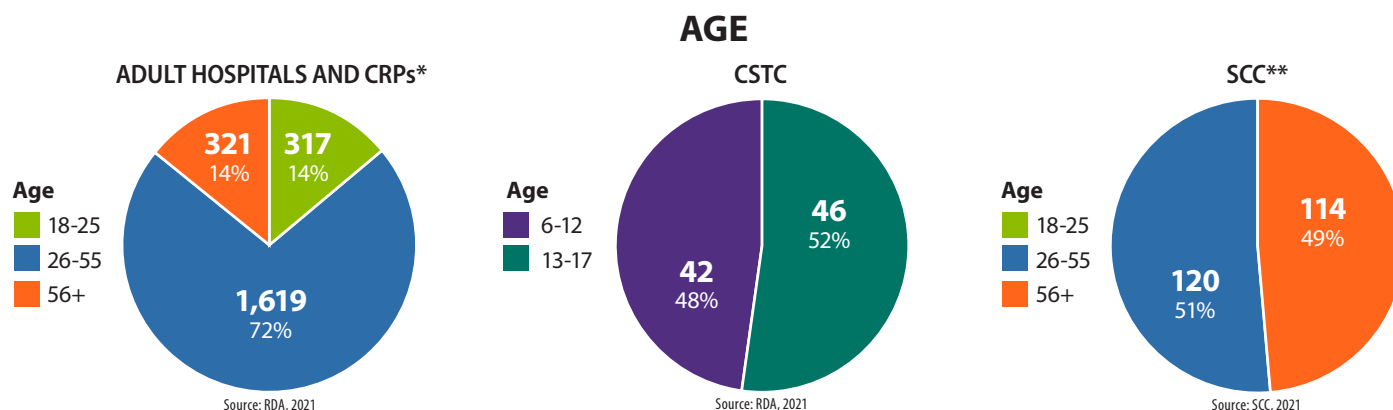


Washington State
Department of Social
& Health Services

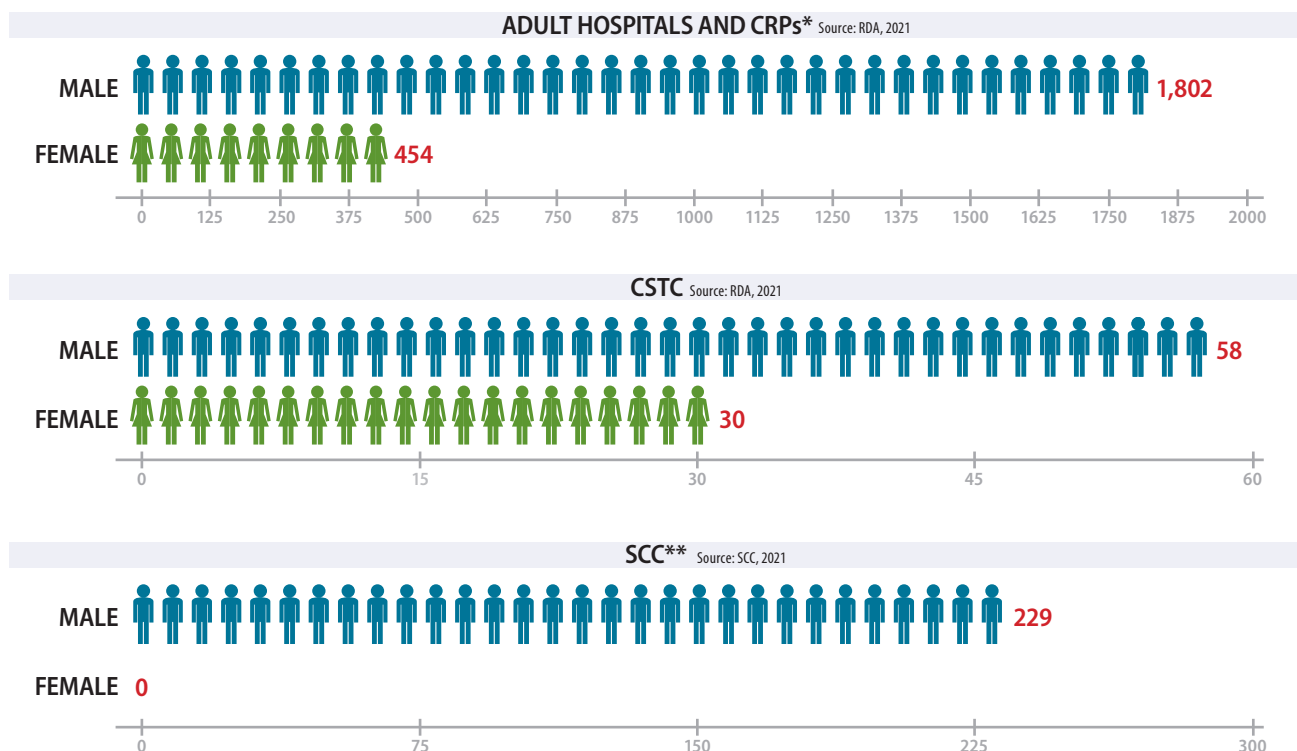
Transforming lives

Who we serve

BHA serves a diverse patient population and strives to provide culturally aware and competent care.



GENDER



RACE / ETHNICITY

The percentages may not add to 100% as some clients identified as more than one race/ethnicity.

ADULT HOSPITALS AND CRPs*	CSTC	SCC**
White Non-Hispanic 1,179 (35.6%)	White Non-Hispanic 39 (26.2%)	White Non-Hispanic 192 (74.0%)
Black 398 (12.0%)	Black 22 (14.8%)	Black 29 (10.5%)
Native American 296 (8.9%)	Native American 19 (12.8%)	Native American 0
Hispanic 254 (7.7%)	Hispanic 21 (14.1%)	Hispanic 0
Pacific Islander 205 (6.2%)		Other 0

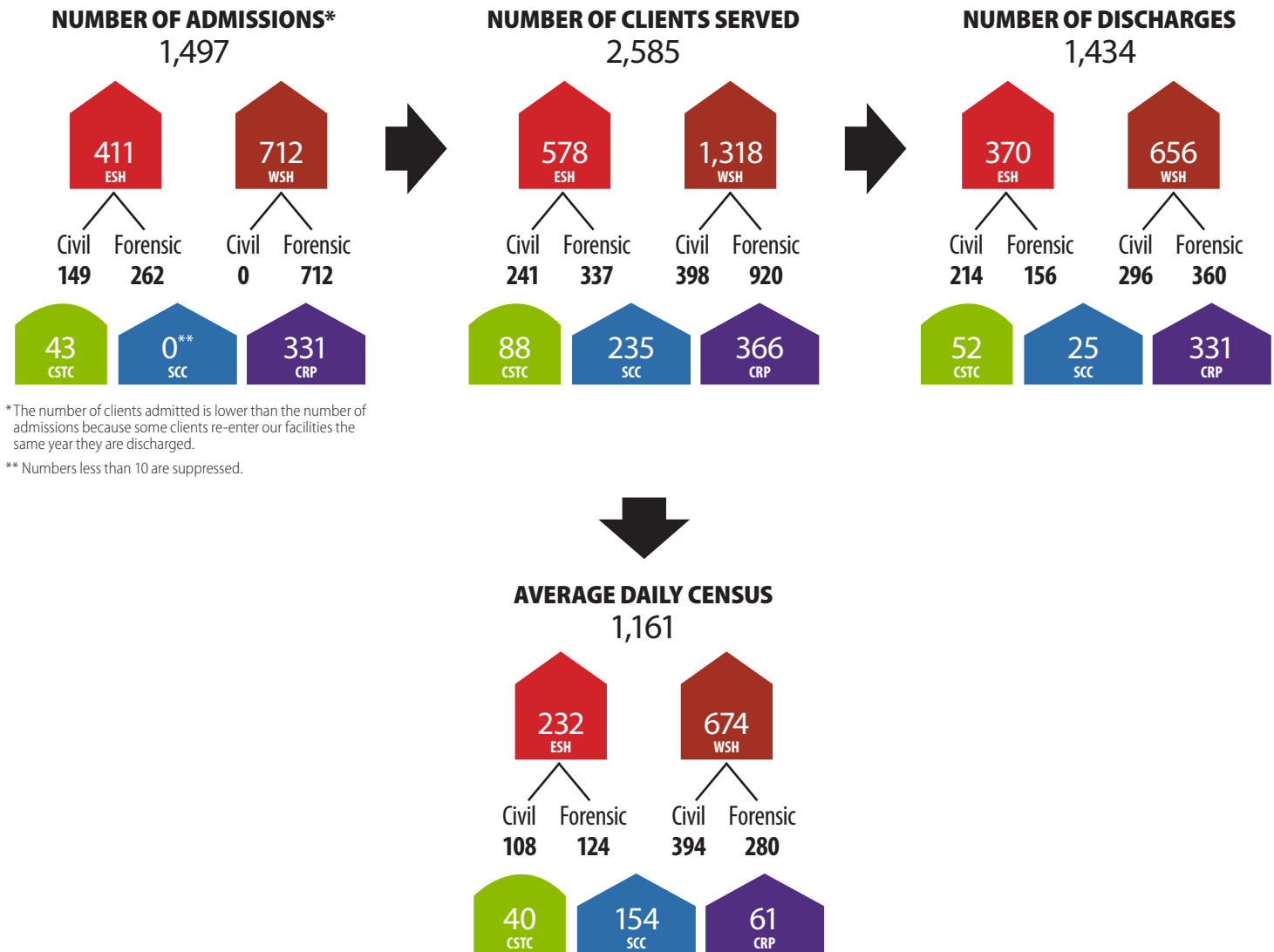
Source: RDA, 2021 Source: RDA, 2021 Source: SCC, 2021

*Note that data under "adult hospitals and CRPs" includes Eastern State Hospital, Western State Hospital, Fort Steilacoom Competency Restoration Program, Maple Lane Competency Restoration Program, and Yakima Competency Restoration Program.

**Numbers less than 10 are suppressed.

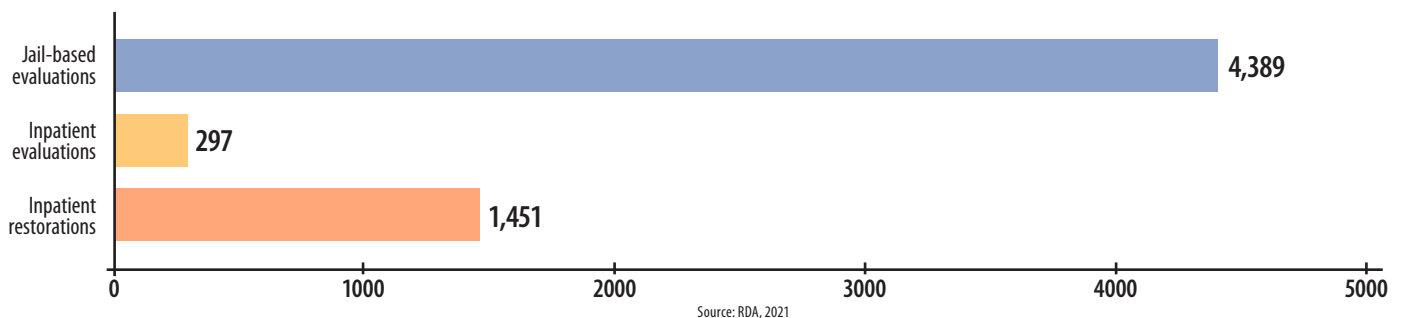
NUMBER OF PEOPLE SERVED IN FY21

Source: RDA, 2021



Competency evaluations

Our OFMHS team also conducts competency evaluations of clients in jails, and provides restoration services to patients in our competency restoration programs.



Our capacity and occupancy rates

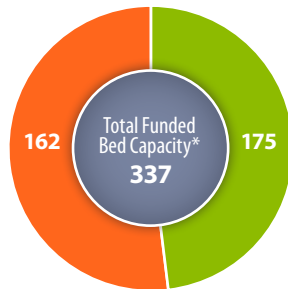
It is common for there to be a difference between the number of funded beds and the average occupancy rates due to patients discharging from BHA facilities, maintenance and renovations, and other standard operations. However, the COVID-19 pandemic contributed significantly to this gap in 2021, as additional infection control protocols required social distancing measures such as single-occupancy rooms and the establishment of quarantine and isolation wards.

ESH AND WSH TOTAL FUNDED BEDS

Source: RDA, 2021

ESH Total Funded Beds

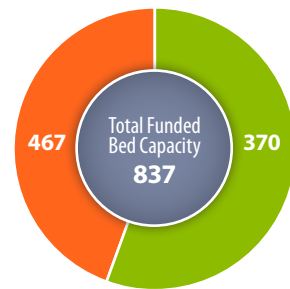
- Civil Beds
- Forensic Beds (NGRI and Restoration)



* ESH funded bed capacity assume closure of EPD in FY21 to achieve savings.

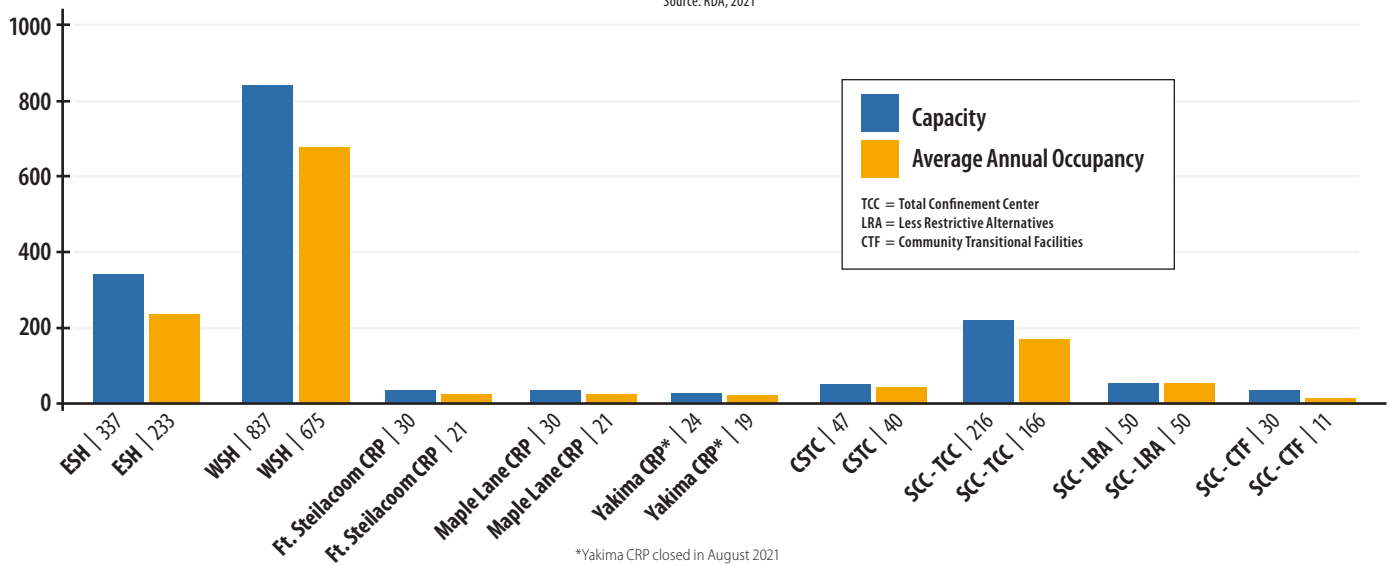
WSH Total Funded Beds

- Civil Beds
- Forensic Beds (NGRI and Restoration)



CAPACITY AND AVERAGE ANNUAL OCCUPANCY

Source: RDA, 2021



OPERATING BUDGETS | FY2021*

Source: RDA, 2021

