

APPENDIX A

Transformation Granted States and Evidence-Based
Practices

Compiled February 2007

**Transformation Granted States and Evidence-Based Practices
February 2007**

State	Priorities	Evaluation	EBP Work Plan	Evidence-Based Practices
<p>Connecticut i,ii,iii</p>	<p>Has transformation plan in place based on recommendations made from gathering data from various sources described under evaluation.</p> <p>The State used the New Freedom Commission goals and a template adapted from the Ohio Department of Mental Health Needs Assessment and Inventory of Resources to organize the information they had gathered in order to prioritize recommendation for transformation work.</p> <p>Recommendations include:</p> <ol style="list-style-type: none"> 1. Expand upon suicide prevention guidelines by the Department of Education. 2. Develop, implement and provide incentives to programs to adopt a 	<p><i>Connecticut Citizens Phone Survey</i> (prevalence of mental health symptoms, severity, seeking help, consumer satisfaction, recommendations for transformation, N= 557)</p> <p><i>Dept. of Mental Health and Addiction Services Agency Recovery Self-Assessment</i> (assesses if provider meets criteria important to a recovery-oriented system, distributed to directors of DMHAS funded agencies, N=114)</p> <p><i>Elements of Recovery Facilitating System</i> (measuring the progress of local systems as they shift toward recovery in line with transformation goals and public policies)</p> <p><i>Department of Children and Families: Mental Health Transformation Survey</i></p>	<p>It is stated in the Mental Health Plan that it will support services that are recovery and resilience oriented, culturally responsive and evidenced based.</p> <p>Evidence-based practices are cited in the plan as:</p> <p>in the juvenile and State entities that serve children and youth</p> <p>criminal and justice systems continue to adopt evidence-based practices and early interventions that eliminate racial, ethnic and gender disparities</p> <p>(The Department of Correction provides comprehensive health care to the offender population that meets a community standard of care, and includes medical, mental</p>	<p>Individual work groups are exploring evidence-based practices based on the scope of the work group. For example one group is focused on suicide prevention in schools and is examining EBP in this area.</p>

	<p>recovery oriented performance measures system, including a universal satisfaction survey for children and adults.</p> <ol style="list-style-type: none"> 3. Develop an integrated information system across agencies. 4. Increase timely access to services by maximizing Medicaid funding and other financially related policies. 5. Prevent or minimize further criminal justice involvement by creating systemic and policy changes. 6. Develop a consumer/family/provider -friendly resource information system. 7. Train mental health workforce and other health and human service personnel. 8. Protect and enhance the rights of persons with mental illness. 	<p>(a self-reported survey that seeks input from parents and providers throughout CT on how the form and function of the state’s mental health system could be improved)</p>	<p>health, dental, addiction and ancillary services, in compliance with applicable state and federal laws and consent decrees. This spectrum of health care is carried out through a partnership the Department has established with the services of the University of Connecticut, Correctional Managed Health Care).</p> <p>advance evidence-based practices using dissemination and demonstration projects, and create a public-private partnership to guide their implementation</p> <p>providers must receive appropriate training and agencies or systems need to support evidence-based practices in order to achieve positive results</p> <p>Reference to specific evidence-based practices, implementation, and fidelity were not found in the plan.</p>	
--	--	--	---	--

State	Priorities	Evaluation	EBP Work Plan	Evidence-Based Practices
<p>Hawaii^{iv,v}</p>	<p>Transformation work is in the beginning stages. Transformation grant was given by SAMSHA September 2006.</p> <p><u>AMHD Guiding Principles:</u> The following guiding principles apply to persons with SPMI who also have:</p> <ul style="list-style-type: none"> • Co-occurring medical conditions • Substance use disorders • Homelessness • Mental retardation • Involuntary civil or penal commitment status. <p>1. Informed Self Directed Recovery is the foundation on which all mental health services are provided.</p> <p>2. All mental health services are based on the individual's needs, strengths and desires.</p> <p>3. Empathic and hope instilling relationships are an essential</p>	<p>During FY 2006, in addition to the Center for Mental Health Services (CMHS) National Outcome Measures and the State Selected Outcome Measures (Consumer Survey including MHSIP items), the AMHD and CAMHD activities and initiatives will focus on continuing to transform the mental health system of care consistent with the President's New Freedom Commission goals.</p>	<p>As a step toward further improvement of treatment of services, CAMHD convened the Task Force for Empirical Basis to Services in 1999. In August 2002, the Task Force became a standing committee known as the CAMHD Evidence Based Services Committee (EBS Committee)</p> <p>The overarching goals continue to be to broaden and update the summary of scientific information regarding effective interventions for youth with behavioral and emotional needs used to guide decisions about care.</p> <p>The EBS Committee publishes reports on effective, evidence based interventions on a biennial basis. These reports are made available to the public on the Department of Health website.</p>	<p>Specific EBP's regarding AMHD and CAMHD can be found on the state's website and under the Evidence-Based Services Committee</p> <p>Examples include:</p> <ul style="list-style-type: none"> Illness management: Recovery Family psycho-education Assertive community treatment Integrated services for adults with co-occurring mental illness and substance abuse Medication management Supported employment

	<p>component of all services.</p> <p>4.The major goal of services is a safe and decent place to live, meaningful relationships and activities.</p> <p>5.Consumers are an integral component of the service system design throughout AMHD.</p> <p>6.Everyone is mindful, respectfully inquires, and makes adjustments to behave in a culturally informed, sensitive and responsive manner.</p> <p>7.Services are provided that is in the least restrictive, most integrated community settings, which are warm, welcoming, and respectful of consumers.</p> <p>8.Service standards are based on professional, national standards and Evidence Based Practices.</p> <p>9.Significant others are involved and supported to maintain relationships that are critical for healthy community living.</p> <p>CAMHD</p> <p>The seven priority areas that are currently guiding CAMHD and its provider agencies in our</p>		<p>http://www.hawaii.gov/health/mental-health/camhd/library/webs/ebs/ebs-index.html</p>	
--	--	--	--	--

	<p>agencies in our service to Hawaii’s children and youth and their families are:</p> <ul style="list-style-type: none"> • Decrease stigma and increase access to care • Implement and monitor effectiveness of a comprehensive resource management program • Implement a publicly accountable performance management program • Implement and monitor a comprehensive practice development program • Implement and monitor a strategic personnel management plan • Implement and monitor a strategic financial plan • Implement and monitor a strategic information technology program 			
State	Priorities	Evaluation	EBP Work Plan	Evidence-Based Practices
Maryland ^{vi,vii}	<p>A transformation work group (TWG) was formed as part of the MHS SIG. It includes various state agencies as well as consumer and family member groups.</p> <p>The Mental Hygiene Administration has collaborative working relationships and service</p>	<p>It appears that evaluation work is being conducted regarding the integration of evidence-based practices. The extent of this needs further exploration.</p>	<p>Maryland partially funded the National Wraparound Initiative and adopted the NWI practice model for Maryland.</p> <p>Maryland has a nationally recognized model of jail-based mental health services, which, in several programs, includes trauma treatment. Effort are underway to establish Medicaid</p>	<p>The Mental Hygiene Administration (MHA) is launching an initiative that promotes evidence based practices (EBP) to improve the quality of services provided to individuals with mental illness. Evidence-Based Practices (EBPs) represent those standardized clinical or rehabilitative interventions for which clear, consistent research data derived from controlled research experiments</p>

	<p>projects that have been developed with other TWG organizations. Cross-agency efforts are common in Maryland and will be enhanced by the MHS SIG.</p>		<p>benefits within 24-48 hours of release and expedite the availability of necessary medications.</p> <p>Through partnership with Maryland Department of Education, Division of Rehabilitative Services, and the University of Maryland, 10 mental health vocational programs have received training in the evidence-based practice, "Supported Employment" with additional planned for 2007.</p>	<p>demonstrate that employing such an approach improves the outcomes for recipients of the service intervention.</p> <p>Over the past several years MHA, through University of Maryland Evidence Based Practice Center, has been providing technical assistance and consultation to programs in implementing EBPs. At this time, MHA is planning to develop new rates for programs implementing EBP in the areas of Supported Employment, Family Psychoeducation, and Assertive Community Treatment (ACT).</p> <p>Over the next year MHA is planning to implement additional EBPs and provide rate incentives to agencies.</p>
State	Priorities	Evaluation	EBP Work Plan	Evidence-Based Practices
Missouri ^{viii}	<p>Missouri was awarded a SAMHSA Mental Health Grant in October of 2006.</p> <p>The primary focus of the first year is the development of a Comprehensive State Mental Health Plan by the Transformation Leadership Workgroup.</p> <p>This workgroup, established by</p>			

	Governor Matt Blunt and includes senior leaders from the departments of Mental Health, Social Services, Health and Senior Services, Corrections, Public Safety, and Elementary and Secondary Education, along with mental health consumers, family.			
State	Priorities	Evaluation	EBP Work Plan	Evidence-Based Practices
New Mexico ^{ix,x,xi}	<p>A plan specifically addressing the “transformation” of the mental health system was not found.</p> <p>What follows is taken from the 2004 and 2006 reports titled <u>Comprehensive and Strategic Health Plan</u></p> <p>Principles of the 2004 New Mexico Comprehensive Strategic Plan include:</p> <p>To support the development of a system of health services that balances needs, quality, safety and available resources.</p>	<p>According to the 2006 <u>Comprehensive and Strategic Health Plan</u></p> <p>Completion of the provider capacity survey, report, and training.</p> <p>Complete consumer / family satisfaction surveys for FY 06.</p> <p>Evaluation process underway including process, system performance and customer/family outcomes.</p>	<p>The initial focus of the 2004 <u>Comprehensive and Strategic Health Plan</u> was on prevention and early intervention. Four health status indicators were to be the focus statewide:</p> <ul style="list-style-type: none"> • Childhood immunizations • Obesity • Teen pregnancy • Youth suicide <p>According to the 2006 <u>Comprehensive and Strategic Health Plan</u>:</p> <p>The Consortium for BH Training</p>	<p>Both the 2004 and 2006 <u>Comprehensive and Strategic Health Plans</u> minimally addressed specific evidence-based practices. Below are two specific practices mentioned in the 2006 report:</p> <p>Implement Functional Family Therapy statewide for at-risk child welfare and juvenile justice adolescents.</p> <p>Train providers in Eye Movement Desensitization and Reprocessing, a therapeutic intervention recommended for Post Traumatic Stress by the Veterans Administration and the</p>

	<p>To promote consumer choice within the constraints of funding.</p> <p>To involve communities and providers in the design and coordination of New Mexico's health care delivery system.</p> <p>To support community-based and home-based services.</p> <p>To promote culturally appropriate services.</p> <p>To provide a venue for health care providers in order to address the holistic needs of clients in an integrated manner.</p> <p>To encourage individuals to make responsible choices for their own health and health care.</p> <p>Highlighted updates from the 2006 report include:</p> <p>Creation of 34 additional school-based health centers with BH components</p> <p>Housing plan beginning, with emphasis on adults with serious mental illness and youth in transition to adulthood</p> <p>Primary care and BH interface to</p>		<p>and Research (CBHTR) kicked off with new Department of Higher Education to address workforce and evidence-based practices development and Dissemination.</p> <p>Plan to identify matching funds and include increased evidence-based and promising practices in the Medicaid state plan.</p> <p>Plan to increase provider capacity to deliver evidence-based practices and new changes to Medicaid state plan.</p>	<p>Department of Defense.</p>
--	--	--	---	-------------------------------

	<p>address pharmacy and psychiatric consultation based on acuity rather than diagnosis, especially for rural areas</p> <p>Provide intensive services/supports for children/ adolescents with behavioral health needs in custody or at-risk of out-of home placement.</p> <p>Implement Functional Family Therapy statewide for at-risk child welfare and juvenile justice adolescents.</p> <p>Increase services for persons with behavioral health needs leaving jails or prisons, including youth leaving the juvenile justice system.</p> <p>Explore and implement inclusion of traditional healers and culturally specific healing practices in service definitions.</p> <p>Work with State and local military and veteran's organizations to develop programs and services that address suicide-related issues for veterans and their families.</p>			
--	--	--	--	--

	Develop a state-wide pool of therapists that are specifically trained to treat veterans with Post Traumatic Stress Disorder associated with service in war zones and the related challenges facing their families.			
State	Priorities	Evaluation	EBP Work Plan	Evidence-Based Practices
Ohio ^{xii,xiii,xiv}	The State of Ohio used the goals stated in The President's New Freedom Commission on Mental Health as the basis for their transformation plan. State-of-the-art mental health practices are a key element of transformation. The ODMH Office of Clinical Best Practices promotes recovery and resiliency through workforce development activities focusing on the accelerated adoption of evidence-based mental health services. Initiatives supported by the office improve the capacity of the community mental health workforce to use the best available approaches to support good mental health. The office partners with colleges, universities, and other	Coordinated Centers of Excellence are grounded in ongoing research and evaluation. Refer to individual centers for specifics on evaluation.	9 Coordinated Centers of Excellence Include: Treatment/SAMI CCOE Supported Employment/SE CCOE Cluster-Based Planning Alliance CCOE Mental Illness/Mental Retardation, Developmental Disability CCOE Criminal Justice CCOE Center for Learning Excellence CCOE Center for Innovative Practices CCOE	Examples of evidenced-based practices include: Sequential Intercept Model: Working with the National GAINS Center, the CJ/CCOE has been elaborating a model to encourage communities to approach jail diversion systematically, at multiple levels. The Sequential Intercept Model proposes that there are a number of "points of interception" or opportunities where an intervention can be made with a person with mental illness that will keep that individual from entering or going "deeper" into the criminal justice system. Conceptually, more people will be intercepted at each level than at the subsequent level. Screening tool: Brief Mental Health Screen (BJMHS).

	<p>stakeholders in Ohio's public mental health system to reach this goal. Included in these partnerships are the Coordinating Centers of Excellence (CCOEs), which teach and train practicing mental health professionals about effective approaches; the Residency and Traineeship Programs, which expose individuals entering the workforce to evidence-based practices in public mental health; and other programs of vital importance to mental health in Ohio, such as the Tobacco Dependence Project.</p> <p>The selection of CCOE's was based on two criteria: 1) level of evidence suggesting that the practice is effective; 2) the level of salience, the extent to which the issues and populations addressed by the practice are priorities for the public mental health system and the state as a whole.</p> <p>Ohio.s Networks and CCOEs serve as expert resources providing technical assistance and consultation to improve</p>		<p>Wellness Management and Recovery CCOE</p> <p>Consolidated Culturalogical Assessment Tools CCOE</p>	<p>Supported Employment (SE) is an evidence-based practice that helps people with severe symptoms of mental illness identify, acquire, and maintain competitive employment in their communities. SE is assertive about helping people find the job they want as soon as they express the desire to work.</p> <p>New Hampshire-Dartmouth Integrated Dual Disorder Treatment (IDDT)</p> <p>The Cluster-Based Planning Alliance</p> <p>The Sequential Intercept Mode</p> <p>Multisystemic Therapy (MST)</p> <p>Illness Management and Recovery (IMR) Program and the Consumer Education component of the Ohio Medication Algorithm Project (OMAP)</p> <p>Consolidated Culturalogical Assessment Tools (C-CAT)</p> <p>Assertive Community Treatment</p>
--	---	--	---	--

	<p>quality by promoting Best Clinical Practices. These practices integrate the desires and values of consumers, the knowledge and skills of the practitioners, and the best research evidence that links a particular intervention with a desired outcome. Mental health agencies can support the transformation of mental health care in Ohio by committing to recovery and resilience, adopting Best Clinical Mental Health Practices, measuring their effectiveness through Consumer-focused Outcomes, and using proven Quality Improvement tools and techniques.</p>			
State	Priorities	Evaluation	EBP Work Plan	Evidence-Based Practices
Oklahoma xv,xvi,xvii	<p>Oklahomans understand that having good mental health and being free from addictions is essential to overall health.</p> <ul style="list-style-type: none"> • Suicide prevention strategies • Intersect with primary care • Continuity between levels of care <p>Care is consumer and family</p>	<p>An initial Needs Assessment - Resource Inventory was conducted and informed the final goals for transformation.</p> <p>Focus groups were conducted with mental health consumers and family members, CMHC staff and management, substance abuse service providers, and substance abuse clients and family members.</p>	<p>The Innovation Center was developed and hosted by the Oklahoma Department of Mental Health and Substance Abuse Services to provide strategic resources to enhance and sustain transformation.</p> <p>The Innovation Center is a specialty technical assistance center. Primary clients for the</p>	<p>The Innovation Center website does not list out particular EBP's. It does provide a link to the SAMSHA evidence-based practices website.</p> <p>The 2006 Oklahoma Substance Abuse and Mental Health Services: Comprehensive Plan highlights various practices that have or will be implemented Statewide. Some of these include:</p>

	<p>driven</p> <ul style="list-style-type: none"> • Recovery support specialist capacity • Consumers & families as trainers • Expand understanding and decrease stigma within other systems <p>Disparities in services are eliminated</p> <ul style="list-style-type: none"> • Employment for consumers from minority populations • One-stop access to services • Linkages with public schools <p>Early screening, assessment, and referral to services are common place</p> <ul style="list-style-type: none"> • Holistic and integrated assessment tools and techniques • Transitions services for older youth <p>Excellent care is delivered and research is accelerated</p> <ul style="list-style-type: none"> • Evidence based practice training in educational institutions • Trauma training for 	<p>The Innovation Center website provides links to SAMSHA and the Human Service Research Institute.</p>	<p>Center are the staff of partnering agencies and communities committed to change in order to improve services for consumers.</p> <p>The 3 main areas of focus listed under the Innovation Center website include:</p> <p>Evidence-based practices as defined and listed by SAMHSA</p> <p>Reducing stigma</p> <p>Mental health in schools</p>	<p>All Certified Community Mental Health Centers (CMHC) must provide either Clubhouse or a general psychosocial rehabilitation (PSR) program for adults.</p> <p>Programs of Assertive Community Treatment (PACT)</p> <p>Wraparound services</p>
--	--	---	--	---

	<p>emergency, law enforcement, and clergy</p> <ul style="list-style-type: none"> • Science-based knowledge for prescribers of medication <p>Technology is used to access care and information</p> <ul style="list-style-type: none"> • Consumer access to technology • JOIN and Oklahoma 2-1-1 • Interagency agreements to better utilize technology & information sharing • Technology (telemedicine, teleconferencing, etc.) 			
State	Priorities	Evaluation	EBP Work Plan	Evidence-Based Practices
Texas ^{xviii,xix,xx}	Texas was awarded the Mental Health Transformation grant in 2006. It has provided the resources and brought together the state’s leadership and stakeholders to provide guidance and direction to unite these fragmented activities, develop and implement new initiatives, and take the state behavioral health system to a higher, significant level of	An assessment was carried out with the goals of the original grant application at the forefront, which included a preliminary assessment of needs and had the broad support of the Governor and the Transformation Working Group (TWG) agencies and consumers. This expanded assessment allowed for further exploration of agency, consumer, and community needs and resources	With a public health approach, Texas will make the following a priority of all agencies. Focus on prevention and early intervention and adopt a family based approach. Implement national outcome measures and focus on how cultural issues impact disparities in access and	

	<p>transformation.</p> <p>Priorities include:</p> <ul style="list-style-type: none"> • Consumer and family member voice • Public health approach • Returning vets • Early intervention • Crisis services • Recovery orientation 	<p>for behavioral health transformation as well as to maximize consumer voice and participation in the process. The assessment will attempt to collectively present information for a more comprehensive view of the needs and resources that exist in the state and will be used to inform development of the comprehensive mental health plan.</p> <p>The assessment included:</p> <ul style="list-style-type: none"> • Data gathered and presented in the original application. • Data gathered from consumers at town halls, public forums, via letter and email, and published documents. • Data gathered from TWG agencies through interviews and review of historical documents. • Statistical data gathered from agencies and reports. <p>Questions asked of consumers included:</p> <ol style="list-style-type: none"> 1) What is working well in the system? 2) What is not working well? 3) What changes would you recommend? <p>Questions asked of TWG agencies included:</p> <ol style="list-style-type: none"> 1) What are your agency priorities? 	<p>outcome.</p> <p>Expand the use of cutting edge technology.</p> <p>Demonstrate successful integration of physical and behavioral health.</p> <p>Seek public/private partnerships.</p> <p>Work to develop and maintain shared transformation agenda with stakeholders at both the state and local levels.</p> <p>Texas will approach this by:</p> <p>Developing and supporting local behavioral health collaboratives.</p> <p>Using cutting edge technology to change work processes across agencies.</p> <p>Improvement of the system will be targeted to the IOM Quality Chasm principles:</p> <ul style="list-style-type: none"> • Apply evidence to health care delivery • Use information 	
--	---	--	---	--

		<p>2) What are your needs for behavioral health? 3) What are your areas of interest in behavioral health transformation?</p> <p>The evaluation of the Texas Mental Health Transformation project is to be carried out by the Center for Health and Social Policy at the LBJ School of Public Affairs, The University of Texas.</p> <p>The purpose of the evaluation is to inform the transformation process as it evolves.</p> <p>Evaluation tools include: Government Performance Results Act (GPRA) measures</p> <p>SAMHSA’S National Outcomes Measures (NOM’S).</p> <p>Some of the features of the initial conceptual design include:</p> <ul style="list-style-type: none"> • A focus on business processes, including the internal workflow of agencies, the relationships among agencies, information flow, and the roles of consumers and family members • Consumers and family member experiences • Outcome indicators related to 	<p>technology</p> <ul style="list-style-type: none"> • Align payment policies with quality improvement • Prepare the workforce 	
--	--	--	--	--

		<p>plan strategies</p> <ul style="list-style-type: none"> • Measures related to infrastructural components of transformation, including those related to organizational culture. 		
State	Priorities	Evaluation	EBP Work Plan	Evidence-Based Practices
<p>Washington xxi, xxii, xxiii</p>	<p>Year one of the Transformation Grant has been devoted to developing a shared understanding and common agenda for transformation. It is our vision that all people in the state of Washington who experience mental health challenges will lead productive and fulfilling lives, free of stigma, in a safe and least restrictive environment. We have engaged in a broad public process to develop a roadmap for achieving this vision. We are ready for change.</p> <p>The Transformation effort relies on the participation of consumers, families, and youth including their membership in the Transformation Work Group (TWG), in outreach, education and training, policy formation, evaluation and public education</p>	<p>The evaluation process will be consumer and family driven.</p> <p>A transformed mental health system centers on development of an infrastructure that allows consumers, family members and other stakeholders to monitor progress, evaluate outcomes, and assess the need for mid-course corrections.</p> <p>The principle components of the evaluation process include:</p> <ol style="list-style-type: none"> 1. Development and Implementation of Government Performance and Results Act (GPRA) measures 2. Collection and reporting of SAMHSA’s National Outcome Measures across all agencies engaged in the transformation 3. Implementation of a Theory of Change evaluation to assess the overall impact of the Initiative on achieving the six original goals of the President’s New Freedom Commission and two goals on 	<p>Providers, some consumers, researchers, and policymakers in the mental health and social service community in Washington State have been involved for some time in a passionate discussion about evidence-based practices. This debate is not theoretical; it has emerged as the DSHS Juvenile Rehabilitation Administration, Mental Health Division and Children’s Administration move to require/facilitate the adoption of evidence-based practices. The discussion revolves around a number of issues which in many ways echo similar discussions within the research community.</p>	<p>Mental health providers in Washington State have been working for years to “train up” to the programs state policy-makers want to fund – as well as those programs their own review of the literature suggests are most effective. However, their training budgets are limited, so there are lags in their ability. Below are a list of evidence-based practices that some part of the mental health systems is now mandating.</p> <p>Aggression Replacement Therapy Assertive Community Treatment Dialectical Behavior Therapy Elderly Depression Screening & Treatment Family Psychoeducation Functional Family Therapy Family Integrative Therapy Illness Self-Management & Recovery Integrated Co-Occurring Disorders Medication Management Multi-Systemic Treatment</p>

	<p>campaigns. This approach of bringing consumers, family members and youth into the transformation effort as full partners ensures the transformation process will result in a comprehensive, culturally competent, fully integrated, consumer-, family- and youth-centered system committed to continuous improvement.</p> <p>Washington's MHTP has been built on the foundation of the President's New Freedom Commission Report. However, what is emerging in Washington State is unique to the needs of the consumers, family members and youth of Washington. The MHTP is building the infrastructure to support an on-going process of planning, action, learning and innovation that will result in measurable improvements in the lives of both young and old throughout the State.</p> <p>The Transformation Work Group was charged with developing the Transformation Plan. To accomplish this, the</p>	<p>employment and housing added by Washington State's Transformation Work Group.</p> <p>The primary responsibility for the evaluation will remain with the Transformation Grant staff, who will coordinate the work with the primary contractors for this project:</p> <ul style="list-style-type: none"> • DSHS, Division of Research and Data Analysis • DSHS Division of Mental Health Research Division • The University of Washington, Division of Justice and Health Policy • The Cecil G. Sheps Center for Health Services Research, University of North Carolina-Chapel Hill <p>In 2006, the WA Mental Health Division (MHD) contracted with the University of Washington Institute for Mental Illness Research and Training (WIMIRT) to conduct a statewide survey of mental health providers. The goal of the survey was to collect information about the utilization of Evidence-Based Practices (EBPs) in Washington State. Of</p>		<p>Parent Training Trauma-Focused Cognitive Behavior Therapy Wraparound</p>
--	--	--	--	---

	<p>TWG established an ambitious Year 1 work plan first identifying seven areas for analysis, focusing on target populations:</p> <ol style="list-style-type: none"> 1. Children/Youth and Parents/Families 2. Adult Consumers and Families 3. Older Adult Consumers and Families 4. Youth Transitioning into Adulthood 5. Homeless Population 6. Criminal Justice-Juveniles and Adults 7. Co-Occurring Disorders (Dual Diagnoses) <p>Subcommittees were developed to examine these seven areas and to recommend key outcomes for further exploration and development.</p>	<p>150 eligible mental health facilities, 67 completed the survey, yielding a 45% response rate.</p>		
--	--	--	--	--

-
- ⁱ Dailey, W.F. Chinman, M.J., Davidson, L., Garner, L., et al. (2000). How are we doing? A statewide survey of community adjustment among people with serious mental illness receiving intensive outpatient services. *Community Mental Health Journal*, 36, (4), pp. 363.382.
- ⁱⁱ A comprehensive mental health plan for the state of Connecticut (2006). Retrieved on January 3, 2007 from www.dmhs.state.ct.us/transformation/MHTfinalreport.pdf.
- ⁱⁱⁱ Personal communication with Cheryl Stockford, State of Connecticut Mental Health Transformation on January 23, 2007.
- ^{iv} Statewide comprehensive integrated service plan including the community mental health services block grant application FY 2006. Retrieved on January 12, 2007 from www.amhd.org/images/StatePlan2005.pdf
- ^v Hawaii Child and Adolescent Mental Health Division website retrieved on January 12, 2007 from www.hawaii.gov/health/mental-health/camhd/index.html
- ^{vi} Maryland Department of Health and Mental Hygiene website retrieved on January 12, 2007 from www.dhmd.state.md.us/mha/mhanew.html
- ^{vii} *Mental Health Transformation Trends*, Sept-Oct. 2006, Vol. 1. Retrieved on January 12, 2007 from www.samhsa.gov/Matrix/MH_transformation_trends.aspx
- ^{viii} Missouri Department of Mental Health, Office of Transformation website retrieved on January 23, 2007 from www.dmh.missouri.gov/transformation/transformation.htm
- ^{ix} New Mexico Department of Health website retrieved on January 12, 2007 from <http://www.health.state.nm.us/index.html>
- ^x New Mexico Comprehensive Strategic Health Plan (2006). The Department of Health and the New Mexico Health Policy Commission.
- ^{xi} New Mexico Comprehensive Strategic Health Plan (2004). The Department of Health and the New Mexico Health Policy Commission.
- ^{xii} Tools for transformation: A guide to Ohio's Coordinating Centers of Excellence and Networks (2005). Ohio Department of Mental Health, Office of the Medical Director Program and Policy Development.
- ^{xiii} Ohio Department of Mental Health website retrieved on January 12, 2007 from <http://www.mh.state.oh.us/>
- ^{xiv} Personal communication with Dee Roth, Office of Program and Evaluation, Ohio Department of Mental Health on January 23, 2007.
- ^{xv} Oklahoma Department of Mental Health and Substance Abuse Services website retrieved on January 12, 2007 from <http://www.odmhsas.org/>
- ^{xvi} The Innovation Center: Transformation For A Healthy Oklahoma website retrieved on January 12, 2007 from <http://www.okinnovationcenter.org/>
- ^{xvii} Oklahoma Substance Abuse and Mental Health Services: Comprehensive Plan (2006). Supported in part by a grant from the Substance Abuse and Mental Health Services Administration (SM-05-009) Cooperative Agreements for Mental Health Transformation Grants (John Hudgens, Principal Investigator).
- ^{xviii} Voices Transforming Texas: Texas Assessment of Mental Health Needs and Resources, Executive Summary (2006). Texas Transformation Working Group, Funded by the Substance Abuse and Mental Health Services Administration.
- ^{xix} Speck, N., Texas Health Institute. Mental Health Transformation in Texas. A presentation given to the Texas Rural Health Association on August 15, 2006 in Austin, Texas.
- ^{xx} Comprehensive Mental Health Plan for the State of Texas (2006). Mental Health Transformation State Incentive Grant, Project Director, Vijay Ganju retrieved on January 31, 2006 from http://www.mhtransformation.org/documents/RevCompPlan_101106.pdf
- ^{xxi} The Voices: 2006 Washington State Mental Health Resource and Needs Assessment Study. DSHS|RDA Report Number 3.31
- ^{xxii} The Plan: 2006 Washington Mental Health Transformation Plan, Phase I. Project Director Kenneth Stark retrieved on January 31, 2006 from http://mhtransformation.wa.gov/pdf/mhtg/CMHP_WithAppendix.pdf
- ^{xxiii} Voss, W. & McBride, D. (2006). Evidence-Based Practices Used by Washington State Mental Health Providers. Report prepared for The Washington State Mental Health Division.

APPENDIX B

Evidence Based Practices Selection Criteria and Definitions

Part 1a: Matrix of Practices by Administration Types and Rating Sources

Part 1b: Rating Systems Definition

Part 1c: References

Part 2: Evidence Based Practices Inclusion Criteria

Part 3: Evidence Based Practices Definitions

Part 1a: Matrix of Practices by Administration Types and Rating Sources

Practices	MH/COD Practices Currently Implemented or Planning to be Implemented in Washington						Rating Systems/Level of Support								Child or Adult	Endorsed by 3 or more sources
	DASA ¹²	MHD ^{10,18,23,25}	JRA ^{23,24}	CA ^{23,26}	DOC ²⁸	Don't Know	WIMIRT	SAMHSA				T-Grant EBPEP Task Group	Children's EBP Expert Panel	Alcohol and Drug Abuse Institute (ADAI)	WSIPP	C= Child A= Adult B= Both
								DIG	Toolkit	NREPP (2007)	Model Programs					
1-2-3 Magic ⁹						X							Level 2			C
ABC Model for Foster Parents ⁷						X						Promising				C
Abuse Focused CBT ⁹						X							Level 2			C
Across Ages ^{19,22}						X	Best				Model					C
Aggression Replacement Training ^{7,9}	X	X	X									Level 1	Level 1			C
All Stars ²²						X					Model					C
AL Juvenile Court Liasons ⁷						X						Model				
Al's Pals: Kids Making Healthy Choices ²²						X					Model					C
American Indian Life Skills Development ²²						X					Effective					C
Anger Coping Therapy/Anger Coping Self-Instruction Training ^{7,9}						X						Level 2	Level 2			C
Anger Focused CBT ⁹						X							Level 2			TBD
Anger Management for Substance Abuse and Mental Health Clients ^{13,29}						X							EBP	EBP		A
APIC Model (An Approach to Community Re-entry from Jails for Inmates with Co-occurring Disorders) ¹⁹						X	Best									A

Practices	MH/COD Practices Currently Implemented or Planning to be Implemented in Washington						Rating Systems/Level of Support									Child or Adult	Endorsed by 3 or more sources
	DASA ¹²	MHD ^{10,18,23,25}	JRA ^{23,24}	CA ^{23,26}	DOC ²⁸	Don't Know	WIMIRT	SAMHSA				T-Grant EBPEP Task Group	Children's EBP Expert Panel	Alcohol and Drug Abuse Institute (ADAI)	WSIPP	C= Child A= Adult B= Both	
								DIG	Toolkit	NREPP (2007)	Model Programs						
Applied Behavior Analysis ^{7,9}						X						Level 1	Level 1			C	
Asian Youth Alliance ^{19,22}						X	Not Rated				Promising					C	
Assertive Community Treatment (ACT/PACT) ^{3,7,19,27,29}		X					Best	EBP	EBP			Evidence Based	Level 3		EBP	B	X
Assisted Recovery from Trauma and Substances (ARTS) ¹⁹						X	Not Rated									A	
Auditory Integration Training ^{7,9}						X						Level 3	Level 4			C	
Be A Star ²²						X					Promising					C	
Behavioral Activation ⁷						X						Effective				A	
Behavioral Couples Therapy for Alcoholism and Drug Abuse ³⁰						X			EBP							A	
Behavioral Family Intervention (BFI) ⁹						X							Level 3			C	
Behavioral Monitoring and Reinforcement Program ²²						X					Promising					C	
Behavioral Parent Training ^{7,9}						X						Level 2	Level 1			C	
Behavioral Therapy for Anxiety ²⁹						X								EBP			
Behavioral Tailoring ⁷						X						Effective				A	
Behavioral Treatment of Panic Disorder ²⁹						X								EBP			

Practices	MH/COD Practices Currently Implemented or Planning to be Implemented in Washington						Rating Systems/Level of Support										Child or Adult	Endorsed by 3 or more sources
	DASA ¹²	MHD ^{10,18,23,25}	JRA ^{23,24}	CA ^{23,26}	DOC ²⁸	Don't Know	WIMIRT	SAMHSA				T-Grant EBPEP Task Group	Children's EBP Expert Panel	Alcohol and Drug Abuse Institute (ADAI)	WSIPP	C= Child A= Adult B= Both		
								DIG	Toolkit	NREPP (2007)	Model Programs							
Behavioral Treatment for Substance Abuse in Schizophrenia ^{7,19,29}						X	Not Rated					Effective			EBP	A	X	
Bernalillo County Juvenile Detention Center ⁷						X						Model						
Beyond the Baby Blues ⁷						X						Emerging				C		
Big Brothers/Big Sisters of America ²²						X					Effective					C		
Bilingual/Bicultural Counseling and Support Services ²²						X					Promising					C		
Blue Bay Healing Center ¹⁹						X	Promising									C		
Boston Juvenile Court Clinic ⁷						X						Model						
Boys and Girls Club: North Cheyenne Smart Moves Program ¹⁹						X	Promising									C		
Brain Power ²²						X					Promising					C		
Brief Psychodynamic Psychotherapy for Depression ^{19,29}						X	Promising							EBP		A		
Brief Strategic Family Therapy ^{9,13,19,22}						X	Not Rated				Model		Level 1	EBP		C	X	
Build Respect Stop Bullying ³⁰						X				EBP								
California Infant-Parent Program ⁷						X						Evidence Based				C		
CASA Start ^{9,22}						X					Model		Level 4			C		

Practices	MH/COD Practices Currently Implemented or Planning to be Implemented in Washington						Rating Systems/Level of Support									Child or Adult	Endorsed by 3 or more sources	
	DASA ¹²	MHD ^{10,18,23,25}	JRA ^{23,24}	CA ^{23,26}	DOC ²⁸	Don't Know	WIMIRT	SAMHSA				T-Grant EBPEP Task Group	Children's EBP Expert Panel	Alcohol and Drug Abuse Institute (ADAI)	WSIPP			C= Child A= Adult B= Both
								DIG	Toolkit	NREPP (2007)	Model Programs							
Center for Older Adults and Their Families ¹⁹						X	Promising										A	
Child and Family Focused CBT ⁹						X							Level 2				C	
Child Development Project ²²						X					Model						C	
Child/Infant - Parent Psychotherapy ⁷						X						Evidence Based					C	
Children of Divorce Intervention Program (CODIP) ²²						X					Effective						C	
Children in the Middle ^{22,30}						X				EBP	Model						C	
Circle of Security ^{7,9}		X										Promising	Level 4				C	
Clinician Based Psychoeducational Intervention for Families ³⁰						X				EBP							B	
Clubhouse (e.g., Fountain House Model) ⁷		X										Evidence Based					A	
Clubhouse-based Transitional Employment Services (TES) ⁷						X						Evidence Based					A	
Cognitive-Behavioral Social Skills Training ²²						X				EBP							TBD	
Cognitive Behavior Therapies ^{7,9,19,22,29,30}	X	X	X				Promising					Evidence Based	Level 1		EBP		B	X
Cognitive Processing Therapy (CPT) ⁹						X							Level 3				C	

Practices	MH/COD Practices Currently Implemented or Planning to be Implemented in Washington						Rating Systems/Level of Support									Child or Adult	Endorsed by 3 or more sources	
	DASA ¹²	MHD ^{10,18,23,25}	JRA ^{23,24}	CA ^{23,26}	DOC ²⁸	Don't Know	WIMIRT	SAMHSA				T-Grant EBPEP Task Group	Children's EBP Expert Panel	Alcohol and Drug Abuse Institute (ADAI)	WSIPP			C= Child A= Adult B= Both
								DIG	Toolkit	NREPP (2007)	Model Programs							
Cognitive-Behavioral Intervention for Trauma in Schools (CBITS) ²²	X										Promising					C		
Cognitive Therapy for Depression ^{19,29}						X	Not Rated								EBP	B		
Colorado Crisis Intervention Team ⁷						X						Model				TBD		
Colorado Youth Leadership Project ²²						X					Promising					C		
Community Contacts for the Widowed ¹⁹						X	Promising									A		
Community Reinforcement Approach to Substance Abuse Treatment ¹⁹						X	Promising									A		
Comprehensive Assessment Reporting Evaluation (CARE) ¹⁹						X	Promising									A		
Concurrent Treatment of PTSD and Cocaine Dependence ¹⁹						X	Not Rated									A		
Contingency Management (co-occurring) ^{7,9,13}	X											Evidence Based	Level 3	EBP		A	X	
Cook County Juvenile Court Clinic ⁷						X						Model				C		
Coping Cat ³⁰						X				EBP						TBD		
Coping Power ²²						X					Effective					C		
Co-treatment Oriented Courts ⁷						X						Emerging				B		

Practices	MH/COD Practices Currently Implemented or Planning to be Implemented in Washington						Rating Systems/Level of Support									Child or Adult	Endorsed by 3 or more sources	
	DASA ¹²	MHD ^{10,18,23,25}	JRA ^{23,24}	CA ^{23,26}	DOC ²⁸	Don't Know	WIMIRT	SAMHSA				T-Grant EBPEP Task Group	Children's EBP Expert Panel	Alcohol and Drug Abuse Institute (ADAI)	WSIPP			C= Child A= Adult B= Both
								DIG	Toolkit	NREPP (2007)	Model Programs							
Creating Lasting Family Connections ^{19,27}						X	Best				Model					C		
Crisis Intervention for People with Severe Mental Illness ²⁹						X								EBP				
Crisis Intervention Team (CIT) ⁷		X										Evidence Based				B		
Critical Time Intervention ³⁰						X				EBP								
Cultural Enhancement Through Storytelling ¹⁹						X	Best									C		
Dando Fuerza a la Familia ^{19,22}						X	Not Rated				Promising					C		
Dare to Be You ^{19,22,30}						X	Best			EBP	Model					C	X	
Daughters of Tradition ¹⁹						X	Promising									C		
Delores Mission Women's Cooperative ¹⁹						X	Not Rated									A		
Dementia Care Project in Boarding Homes ¹⁹						X	Promising									A		
Diagnostic and Assessment Units ⁷						X						Model				C		
Diagnostic Classification System of Mental Disorders or Infancy and Early Childhood (DC:0-3) ^{7,19}						X	Promising					Promising				C		

Practices	MH/COD Practices Currently Implemented or Planning to be Implemented in Washington						Rating Systems/Level of Support										Child or Adult	Endorsed by 3 or more sources
	DASA ¹²	MHD ^{10,18,23,25}	JRA ^{23,24}	CA ^{23,26}	DOC ²⁸	Don't Know	WIMIRT	SAMHSA				T-Grant EBPEP Task Group	Children's EBP Expert Panel	Alcohol and Drug Abuse Institute (ADAI)	WSIPP	C= Child A= Adult B= Both		
								DIG	Toolkit	NREPP (2007)	Model Programs							
Dialectical Behavioral Therapy ^{7,9,13,19,30}	X	X	X				Not Rated				EBP		Evidence-Based	Level 2	EBP	EBP	B	X
Domestic Violence Pilot Projects ¹⁹						X	Promising										C	
Dreamcatcher Meditation ¹⁹						X	Promising										C	
Dual Focus Schema Therapy ¹⁹						X	Not Rated										A	
Early Childhood Mental Health Consultation ⁷						X							Promising & Emerging				C	
Early Head Start ⁷						X							Promising				C	
Early Intervention Foster Care program ⁷						X							Evidence Based				C	
East Texas Experiential Learning Center ²²						X					Effective						C	
Effects of Clazapine on Substance Use in Schizophrenia ²⁹															EBP			
Elder Substance Abuse Outreach Program ¹⁹						X	Promising										A	
Elder Wrap-Around Team ^{7,19}						X	Promising						Emerging				A	

Practices	MH/COD Practices Currently Implemented or Planning to be Implemented in Washington						Rating Systems/Level of Support									Child or Adult	Endorsed by 3 or more sources	
	DASA ¹²	MHD ^{10,18,23,25}	JRA ^{23,24}	CA ^{23,26}	DOC ²⁸	Don't Know	WIMIRT	SAMHSA				T-Grant EBPEP Task Group	Children's EBP Expert Panel	Alcohol and Drug Abuse Institute (ADAI)	WSIPP			C= Child A= Adult B= Both
								DIG	Toolkit	NREPP (2007)	Model Programs							
Electroconvulsive Therapy for Schizophrenia ²⁹						X									EBP			
Emerson David Family Development Center ¹⁹						X	Not Rated										C	
Expanded Community Services (ECS) ⁷						X						Emerging					A	
Exposure with Response Prevention ^{7,19}						X	Not Rated					Effective					A	
Eye Movement Desensitization & Reprocessing (EMDR) ^{7,9}		X										Level 2/Effective	Level 2				B	
Faith Based Prevention Model ¹⁹						X	Not Rated										A	
Families and Schools Together (FAST) ^{7,19}						X	Best					Level 2					C	
Families That Care - Guiding Good Choices ^{19,22}						X	Best				Model						C	
Family Caregiver Counseling Service ¹⁹		X					Promising										C	
Family Development Research Project ²²						X					Effective						C	
Family Effectiveness Training ^{9,19}						X	Best						Level 4				C	
Family Focused Child Centered Treatment (FTI) ^{7,9}						X						Level 2	Level 2				C	
Family Group Conferences ⁷						X						Level 1					C	

Practices	MH/COD Practices Currently Implemented or Planning to be Implemented in Washington						Rating Systems/Level of Support								Child or Adult	Endorsed by 3 or more sources		
	DASA ¹²	MHD ^{10,18,23,25}	JRA ^{23,24}	CA ^{23,26}	DOC ²⁸	Don't Know	WIMIRT	SAMHSA				T-Grant EBPEP Task Group	Children's EBP Expert Panel	Alcohol and Drug Abuse Institute (ADAI)			WSIPP	C= Child A= Adult B= Both
								DIG	Toolkit	NREPP (2007)	Model Programs							
Family Health Promotion ²²						X					Promising					C		
Family Integrated Transitions ^{7,9}		X	X	X								Evidence Based	Level 2			C		
Family Intervention for Dual Disorders ^{19,29}						X	Not Rated								EBP	C		
Family Intervention Resources Services Team (FIRST) ⁷						X						Model				C		
Family Intervention Specialists ⁷						X						Model				C		
Family Matters ^{22,30}						X				EBP	Model					C		
Family Psychoeducation ^{3,7,27}		X										EBP	EBP			Effective	C	X
Family Support Services (PACE) Program ¹⁹						X	Not Rated										C	
Family Therapy (anorexia only) ^{7,9}						X							Level 2	Level 2			C	
Family Treatment/ Dependency Court ⁷						X							Promising				C	
FAN (Family Advocacy Network) Club ²²						X						Effective					C	
Fast Track Project ¹⁹						X	Promising										C	
Focus on Families ²²						X						Promising					C	
Foster parents mentoring birth parents ⁷						X							Emerging				C	
Friendly PEERsuasion ²²						X						Effective					C	

Practices	MH/COD Practices Currently Implemented or Planning to be Implemented in Washington						Rating Systems/Level of Support										Child or Adult	Endorsed by 3 or more sources
	DASA ¹²	MHD ^{10,18,23,25}	JRA ^{23,24}	CA ^{23,26}	DOC ²⁸	Don't Know	WIMIRT	SAMHSA				T-Grant EBPEP Task Group	Children's EBP Expert Panel	Alcohol and Drug Abuse Institute (ADAI)	WSIPP	C= Child A= Adult B= Both		
								DIG	Toolkit	NREPP (2007)	Model Programs							
Functional Communication Training ^{7,9}						X						Level 3	Level 4			C		
Functional Family Parole ⁷			X									Promising				B		
Functional Family Therapy ^{7,9,19,27}	X	X	X	X			Best	EBP				Evidence Based	Level 1			C	X	
Gatekeeper program ^{7,19,22}						X	Best				Promising	Promising				A	X	
GentleCare Prosthetic Life Care System ¹⁹						X	Promising									A		
Geriatric Mental Health Outreach Program ¹⁹						X	Promising									A		
Geriatric Mental Health Specialty Training ⁷		X										Emerging				A		
Geriatric Regional Assessment Team (GRAT) ^{7,19}		X					Promising					Emerging				A		
Get Real About Violence ²²						X					Promising					C		
Good Behavior Game ²²						X					Effective					C		
Great Body Shop ²²						X					Promising					C		
Greater Access to EAPS (GATE) ²²						X					Effective					A		
Group Counseling Theory ¹⁹						X	Promising									B		
Guiding Good Choices ⁹						X							Level 4			C		
Hamilton County Individualized Disposition Docket ⁷						X						Model						
Head Start ⁹						X							Level 1			C		

Practices	MH/COD Practices Currently Implemented or Planning to be Implemented in Washington						Rating Systems/Level of Support								Child or Adult	Endorsed by 3 or more sources	
	DASA ¹²	MHD ^{10,18,23,25}	JRA ^{23,24}	CA ^{23,26}	DOC ²⁸	Don't Know	WIMIRT	SAMHSA				T-Grant EBPEP Task Group	Children's EBP Expert Panel	Alcohol and Drug Abuse Institute (ADAI)	WSIPP	C= Child A= Adult B= Both	
								DIG	Toolkit	NREPP (2007)	Model Programs						
Healing Lodge of the Seven Nations ¹⁹						X	Promising									C	
Helping the Non-Compliant Child ²²						X					Effective					C	
Home Instruction Training for Pre-School Youngsters ⁹						X						Level 1				C	
Home Visiting Family Support Program ⁷						X					Promising					C	
Home-Based Behavioral Systems Family Therapy ²²						X					Effective					C	
Houston Parent-Child Development Program ²²						X					Effective					C	
I Can Problem Solve ^{9,22}						X					Promising		Level 2			C	
Illinois Mental Health Juvenile Justice Initiative ⁷						X						Model					
Illness Self-Management/Illness Management & Recovery ^{3,7,27}		X										Effective				A	X
Improving Children's Mental Health through Parent and Community Empowerment ⁷						X						Emerging				C	
Improving Mood: Promoting Access to Collaborative Treatment (IMPACT) ^{7,19}						X	Promising					Evidence Based				A	

Practices	MH/COD Practices Currently Implemented or Planning to be Implemented in Washington						Rating Systems/Level of Support								Child or Adult	Endorsed by 3 or more sources		
	DASA ¹²	MHD ^{10,18,23,25}	JRA ^{23,24}	CA ^{23,26}	DOC ²⁸	Don't Know	WIMIRT	SAMHSA				T-Grant EBPEP Task Group	Children's EBP Expert Panel	Alcohol and Drug Abuse Institute (ADAI)			WSIPP	C= Child A= Adult B= Both
								DIG	Toolkit	NREPP (2007)	Model Programs							
In the Company of Their Peers: Geriatric Peer Counseling ¹⁹						X	Promising										A	
Incredible Years ^{7,9}		X										Evidence Based	Level 1				C	
Indiana Family Project ⁷						X						Model					C	
Individual Placement and Support (IPS) ^{7,22}						X					Effective	Evidence Based					A	
Ingersoll Gender Center ¹⁹						X	Promising										A	
Integrated Dual Disorders Treatment ^{3,9,13,19,27,29}	X	X					Not Rated	EBP	EBP			Effective		EBP	EBP		A	X
Integrated Group Therapy ⁷						X						Evidence Based					A	
Integrated Group Treatment for Bipolar and Substance Use Disorders ^{19,29}						X	Not Rated								EBP		A	
Integrated Program for Comorbid Schizophrenia & Substance Use ²⁹						X									EBP			
Integrated Treatment Model ¹¹			X														C	
Intensive Family Preservation Services ^{7,9}			X									Level 3	Level 1				C	
Interpersonal Therapy ^{7,9,19,29}						X	Promising					Level 1/ Effective	Level 1		EBP		B	X
Interpersonal-Social Rhythm Therapy ⁷						X						Effective					A	
Iowa's Elderly Outreach Project (IOP) ¹⁹						X	Promising										A	

Practices	MH/COD Practices Currently Implemented or Planning to be Implemented in Washington						Rating Systems/Level of Support								Child or Adult	Endorsed by 3 or more sources		
	DASA ¹²	MHD ^{10,18,23,25}	JRA ^{23,24}	CA ^{23,26}	DOC ²⁸	Don't Know	WIMIRT	SAMHSA				T-Grant EBPEP Task Group	Children's EBP Expert Panel	Alcohol and Drug Abuse Institute (ADAI)			WSIPP	C= Child A= Adult B= Both
								DIG	Toolkit	NREPP (2007)	Model Programs							
Jail Diversion Programs (e.g., Illinois MH Juvenile Justice Initiative) ⁷						X						Model				B		
Job-Loss Recovery Program ²²						X					Promising					A		
K' E' Project ¹⁹						X	Promising									C		
Kaiser Permanente Social Health Maintenance Organization ¹⁹						X	Promising									A		
Kids Intervention with Kids in School ²²						X					Promising					C		
Kimihqitahasultipon Program ¹⁹						X	Promising									C		
King Co Treatment Court ⁷						X						Model						
Kit Clark Senior Services ¹⁹						X	Promising									A		
LA-Westside Infant Family Network ⁷						X						Promising				C		
Leadership and Resiliency Program ²²						X					Model					C		
Lesbian, Gay, Bisexual, and Transgender - Affirmative/Feminist Therapies ¹⁹						X	Promising									A		
Let Each One Teach One ²²						X					Promising					C		
Life Givers ¹⁹						X	Promising									C		
Life Skills Training ^{9,19}						X	Promising					Level 4				C		

Practices	MH/COD Practices Currently Implemented or Planning to be Implemented in Washington						Rating Systems/Level of Support							Child or Adult	Endorsed by 3 or more sources			
	DASA ¹²	MHD ^{10,18,23,25}	JRA ^{23,24}	CA ^{23,26}	DOC ²⁸	Don't Know	WIMIRT	SAMHSA				T-Grant EBPEP Task Group	Children's EBP Expert Panel			Alcohol and Drug Abuse Institute (ADAI)	WSIPP	C= Child A= Adult B= Both
								DIG	Toolkit	NREPP (2007)	Model Programs							
Light Therapy for Depression ²⁹						X									EBP			
Linking the Interests of Families and Teachers (LIFT) ^{9,22}						X					Promising		Level 2			C		
Lions Quest Skills for Adolescence ²²						X					Model					C		
Listening Mothers ⁷						X						Emerging				C		
Little Havana Health Program ¹⁹						X	Promising									A		
Los Nino's Bien Educados Parenting Program ⁹						X							Level 4			C		
Matrix Model ³⁰						X				EBP								
Medication Algorithms ⁷						X						Evidence Based				A		
Medication Management ²⁷	X	X						EBP								B		
Medications for specific conditions ^{7,9,29}						X						Level 1	Level 1		EBP	B	X	
Mental Health Court ⁷						X						Promising				A		
Mentalization Partial-Hospitalization ⁷						X						Effective				A		
Miami-Dade Infant Mental Health Court ⁷						X						Promising				C		
Minimal Intervention Approach to Problem Gambling ²²						X					Promising					A		
Minneapolis American Indian Center ¹⁹						X	Promising									C		

Practices	MH/COD Practices Currently Implemented or Planning to be Implemented in Washington						Rating Systems/Level of Support							Child or Adult	Endorsed by 3 or more sources			
	DASA ¹²	MHD ^{10,18,23,25}	JRA ^{23,24}	CA ^{23,26}	DOC ²⁸	Don't Know	WIMIRT	SAMHSA				T-Grant EBPEP Task Group	Children's EBP Expert Panel			Alcohol and Drug Abuse Institute (ADAI)	WSIPP	C= Child A= Adult B= Both
								DIG	Toolkit	NREPP (2007)	Model Programs							
Mno Bmaadzid Endaad ¹⁹						X	Promising										C	
Mockingbird Family Model ⁷						X						Emerging					C	
Moral Reconciliation Therapy (MRT) ^{11,28}			X		X												B	
Motivational Enhancement Therapy (MET) ^{7,9}	X											Evidence Based	Level 2				B	
Motivational Interviewing (co-occurring) ^{7,19,29}						X	Not Rated					Effective			EBP		A	X
MOVE ⁷						X						Evidence Based					C	
Multidimensional Family Therapy ^{7,9,13,19,22}	X						Not Rated				Model	Level 2	Level 1	EBP			C	X
Multidimensional Treatment Foster Care ^{7,9}		X	X	X								Level 1	Level 1				C	
Multi-Family Group Treatment (MFG) ^{7,9,19,29}		X					Not Rated					Effective	Level 2		EBP		C	X
Multimodal Approaches (Medication & CBT & Parent Training) ^{7,9}						X						Level 1	Level 1				C	
Multimodal Substance Abuse Prevention ²²						X					Promising						C	
Multisystemic Therapy ^{7,9,19,22,27}	X	X	X	X			Best	EBP			Model	Evidence Based	Level 1				B	X
Music Therapy for Schizophrenia ²⁹						X									EBP			

Practices	MH/COD Practices Currently Implemented or Planning to be Implemented in Washington						Rating Systems/Level of Support								Child or Adult	Endorsed by 3 or more sources		
	DASA ¹²	MHD ^{10,18,23,25}	JRA ^{23,24}	CA ^{23,26}	DOC ²⁸	Don't Know	WIMIRT	SAMHSA				T-Grant EBPEP Task Group	Children's EBP Expert Panel	Alcohol and Drug Abuse Institute (ADAI)			WSIPP	C= Child A= Adult B= Both
								DIG	Toolkit	NREPP (2007)	Model Programs							
National Federation of Families for Children's Mental Health ⁷						X						Promising					TBD	
Native Visions-Wind River ¹⁹						X	Promising										C	
Natural Helpers Program ¹⁹						X	Promising										C	
Network Therapy ³⁰						X				EBP								
New York Community Mobile Crisis Team ⁷						X						Model						
Nurse-Family Partnership ^{7,9}		X										Evidence Based	Level 1				C	
Nurturing Parenting Programs ⁹		X											Level 2				C	
NYS PINS Diversion Program ⁷						X						Model						
Older Adult Outreach and Education Service ¹⁹						X	Promising										A	
Olweus Bullying Prevention ²²						X					Model						C	
On Lok Senior Services Program Day Health Center ¹⁹						X	Promising										A	
OSLC Treatment Foster Care ²²						X					Effective						C	
Outcomes-Based Treatment Plan (OBTP) ¹⁹						X	Promising										A	
Over 60 Health Center ¹⁹						X	Promising										A	

Practices	MH/COD Practices Currently Implemented or Planning to be Implemented in Washington						Rating Systems/Level of Support							Child or Adult	Endorsed by 3 or more sources			
	DASA ¹²	MHD ^{10,18,23,25}	JRA ^{23,24}	CA ^{23,26}	DOC ²⁸	Don't Know	WIMIRT	SAMHSA				T-Grant EBPEP Task Group	Children's EBP Expert Panel			Alcohol and Drug Abuse Institute (ADAI)	WSIPP	C= Child A= Adult B= Both
								DIG	Toolkit	NREPP (2007)	Model Programs							
Panic Control Treatment ¹⁹						X	Promising										A	
Parent & Teacher Behavior Management (e.g., Barkley curriculum) ⁹						X						Level 1					C	
Parent-Child Assistance Program ²²						X					Promising						C	
Parent-Child Interaction Therapy ^{7,9}		X										Level 1	Level 1				C	
Parent-Infant Psychotherapy ¹⁹						X	Promising										C	
Parenting Partnership ²²						X					Promising						C	
Parenting Through Change ³⁰						X				EBP								
Parenting Wisely ^{9,19}						X	Best						Level 1				C	
Parents Anonymous Adult Group ¹⁹						X	Best										A	
Parents as Teachers ^{7,9}						X						Evidence Based	Level 1				C	
Pathways ⁷						X						Evidence Based					C	
PeaceBuilders ²²						X					Promising						C	
Peacemakers ²²						X					Promising						C	
Peer Assistance and Leadership ²²						X					Promising						C	
Peer Coping Skills Training ⁹						X							Level 4				C	
Peer Support ⁷		X										Promising					A	
Peers Making Peace ²²						X					Promising						C	

Practices	MH/COD Practices Currently Implemented or Planning to be Implemented in Washington						Rating Systems/Level of Support								Child or Adult	Endorsed by 3 or more sources		
	DASA ¹²	MHD ^{10,18,23,25}	JRA ^{23,24}	CA ^{23,26}	DOC ²⁸	Don't Know	WIMIRT	SAMHSA				T-Grant EBPEP Task Group	Children's EBP Expert Panel	Alcohol and Drug Abuse Institute (ADAI)			WSIPP	C= Child A= Adult B= Both
								DIG	Toolkit	NREPP (2007)	Model Programs							
Perinatal Care Program ²²						X					Promising						C	
Personal Assistance Services (PAS) ⁷						X						Emerging					A	
Pharmacotherapy for Anxiety Disorder ²⁹						X									EBP			
Pharmacotherapy for Depression ²⁹						X									EBP			
Pharmacotherapy for Post Traumatic Stress Disorder ²⁹						X									EBP			
Pharmacotherapy for schizophrenia ²⁹						X									EBP			
Pivotal Response Intervention ⁹						X						Level 4					TBD	
Positive Behavioral Interventions and Supports (PBIS) ⁷						X						Evidence Based					C	
Positive Parenting Program (PPP) ⁹						X						Level 1					C	
Pre-admission Screening and Resident Review (PASRR) ¹⁹						X	Promising										C	
Preparing for the Drug Free Years ¹⁹						X	Best											
Prevention and Relationship Enhancement Program (PREP) ³⁰						X				EBP								

Practices	MH/COD Practices Currently Implemented or Planning to be Implemented in Washington						Rating Systems/Level of Support								Child or Adult	Endorsed by 3 or more sources		
	DASA ¹²	MHD ^{10,18,23,25}	JRA ^{23,24}	CA ^{23,26}	DOC ²⁸	Don't Know	WIMIRT	SAMHSA				T-Grant EBPEP Task Group	Children's EBP Expert Panel	Alcohol and Drug Abuse Institute (ADAI)			WSIPP	C= Child A= Adult B= Both
								DIG	Toolkit	NREPP (2007)	Model Programs							
Prevention of Suicide in Primary Care Elderly- Collaborative Trial (PROSPECT) ^{7,19}						X	Promising						Evidence Based				A	
Preventive Treatment Program ⁹						X							Level 4					
PRIDE Program ¹⁹						X	Promising										C	
Primary Care Research in Substance Abuse And Mental Health for Elders (PRISME) ¹⁹						X	Promising										A	
Program for All-Inclusive Care of Elderly ¹⁹						X	Promising										A	
Program to Encourage Active and Rewarding Lives for Seniors (PEARLS) ^{7,19}						X	Promising						Evidence Based				A	
Project 12-Ways ⁹						X							Level 2				C	
Project Achieve ^{7,22}						X					Model	Level 2					C	
Project Alert ^{19,22}						X	Best				Model						C	
Project Eagle ¹⁹						X	Promising										C	
Project Link ²²						X					Promising						C	
Project Making Medicine ¹⁹						X	Promising										C	
Project PACE ²²						X					Promising						C	
Project Venture: The National Indian Youth Leadership Project ^{19,22}						X	Best				Model						C	

Practices	MH/COD Practices Currently Implemented or Planning to be Implemented in Washington						Rating Systems/Level of Support							Child or Adult	Endorsed by 3 or more sources		
	DASA ¹²	MHD ^{10,18,23,25}	JRA ^{23,24}	CA ^{23,26}	DOC ²⁸	Don't Know	WIMIRT	SAMHSA				T-Grant EBPEP Task Group	Children's EBP Expert Panel			Alcohol and Drug Abuse Institute (ADAI)	WSIPP
								DIG	Toolkit	NREPP (2007)	Model Programs						
Prolonged Exposure Therapy ^{9,22}						X					Model		Level 2			B	
Promoting Alternative Thinking Strategies (PATH) ^{7,19}		X					Best						Level 2			C	
Promoting First Relationships (PFR) ⁷						X							Promising			TBD	
Promoting Maternal Mental Health in Pregnancy ⁷						X							Promising			A	
Protecting You, Protecting Me ²²						X					Model					C	
Psychogeriatric Assessment and Treatment in City Housing (PATCH) ¹⁹						X	Best									A	
Psychological Treatment of Post-Traumatic Stress Disorder ²⁹						X									EBP		
PTSD Stress-Management Therapy ²⁹						X									EBP		
Pueblo Zuni Recovery Center ¹⁹						X	Promising									C	
Purdue Brief Family Therapy ^{7,9}						X							Level 2	Level 2		C	
Reconnecting Youth ²²						X					Model					C	
Residential Student Assistance Program (RSAP) ²²						X					Model					C	

Practices	MH/COD Practices Currently Implemented or Planning to be Implemented in Washington						Rating Systems/Level of Support								Child or Adult	Endorsed by 3 or more sources		
	DASA ¹²	MHD ^{10,18,23,25}	JRA ^{23,24}	CA ^{23,26}	DOC ²⁸	Don't Know	WIMIRT	SAMHSA				T-Grant EBPEP Task Group	Children's EBP Expert Panel	Alcohol and Drug Abuse Institute (ADAI)			WSIPP	C= Child A= Adult B= Both
								DIG	Toolkit	NREPP (2007)	Model Programs							
Resolving Conflict Creatively Program (RCCP) ²²						X					Effective					C		
Resources for Enhancing Alzheimer's Caregiver Health (REACH) ¹⁹						X	Best									A		
Respite Care ⁷						X					Promising					TBD		
Responding in Peaceful and Positive Ways ²²						X					Model					C		
Rural Educational Achievement Project ²²						X					Effective					C		
Rural Elderly Outreach Project (REOP) ¹⁹						X	Promising									A		
Sacred Child Project ¹⁹						X	Promising									C		
Safe Children: Schools and Families Educating Children ²²						X					Model					C		
Safe Dates ^{22,30}						X				EBP	Model							
San Francisco General Hospital: Consultation/Liaison Program ¹⁹						X	Not Rated									A		
Santa Clara, CA Court for the Individualized Treatment of Adolescents ⁷						X						Model						
Say It Straight ²²						X					Promising					C		

Practices	MH/COD Practices Currently Implemented or Planning to be Implemented in Washington						Rating Systems/Level of Support								Child or Adult	Endorsed by 3 or more sources		
	DASA ¹²	MHD ^{10,18,23,25}	JRA ^{23,24}	CA ^{23,26}	DOC ²⁸	Don't Know	WIMIRT	SAMHSA				T-Grant EBPEP Task Group	Children's EBP Expert Panel	Alcohol and Drug Abuse Institute (ADAI)			WSIPP	C= Child A= Adult B= Both
								DIG	Toolkit	NREPP (2007)	Model Programs							
School Transitional Environmental Program (STEP) ⁹						X							Level 2			C		
School Violence Prevention Demonstration Program ²²						X					Effective					C		
Second Step ^{9,22,30}						X				EBP	Model		Level 2			C	X	
Seeking Safety: A Psychotherapy for Trauma/PTSD & Substance Abuse ^{13,19,30}						X	Promising			EBP				EBP		A	X	
Sembrando Salud ²²						X					Effective					C		
Senior Companion Program ¹⁹						X	Best									A		
Senior Services' Caregiver Outreach and Support Program ¹⁹						X	Promising									A		
Sequenced Treatment Alternatives to Reduce Depression ⁷						X						Evidence Based				A		
SISTERS ²²						X					Promising					C		
Skills Training/Social Skills Training ^{7,9}						X						Level 1/ Effective	Level 1			B		
Skills, Opportunities, and Recognition (SOAR) ²²						X					Effective					C		

Practices	MH/COD Practices Currently Implemented or Planning to be Implemented in Washington						Rating Systems/Level of Support								Child or Adult	Endorsed by 3 or more sources		
	DASA ¹²	MHD ^{10,18,23,25}	JRA ^{23,24}	CA ^{23,26}	DOC ²⁸	Don't Know	WIMIRT	SAMHSA				T-Grant EBPEP Task Group	Children's EBP Expert Panel	Alcohol and Drug Abuse Institute (ADAI)			WSIPP	C= Child A= Adult B= Both
								DIG	Toolkit	NREPP (2007)	Model Programs							
Social Adjustment Program for Southeast Asians ¹⁹						X	Not Rated									A		
Social Competence Promotion Program for Young Adolescents (SCPP-YA) ²²						X					Effective					C		
Sons of Tradition ¹⁹						X	Promising									C		
SOS: Signs of Suicide ²²						X					Promising					C		
Southeast Alaska Regional Health Consortium ¹⁹						X	Promising									B		
Southern Ute Spirit Youth Services Program ¹⁹						X	Promising									C		
Speak Up When You're Down ⁷						X						Promising				TBD		
Specialized Help for Alzheimer's in a Residential Environment (SHARE) ¹⁹						X	Promising									A		
STEEP model ⁷						X						Evidence Based				C		
Storytelling for Empowerment ^{19,22}						X	Promising									C		
Strengthening Families Program (SFP) ^{9,19,22}		X					Best				Model		Level 1			C	X	
Strengthening Hawaii Families ^{19,22}						X	Not Rated				Promising					C		
Strengthening Multiethnic Families and Communities (SMFC) ¹⁹						X	Best									B		

Practices	MH/COD Practices Currently Implemented or Planning to be Implemented in Washington						Rating Systems/Level of Support								Child or Adult	Endorsed by 3 or more sources		
	DASA ¹²	MHD ^{10,18,23,25}	JRA ^{23,24}	CA ^{23,26}	DOC ²⁸	Don't Know	WIMIRT	SAMHSA				T-Grant EBPEP Task Group	Children's EBP Expert Panel	Alcohol and Drug Abuse Institute (ADAI)			WSIPP	C= Child A= Adult B= Both
								DIG	Toolkit	NREPP (2007)	Model Programs							
Strengthening the Bonds of Chicano Youth & Families ²²						X					Promising					C		
Stress Inoculation Training ⁷						X						Effective				TBD		
Students Managing Anger & Resolution Together (SMARTteam) ^{22,30}						X				EBP	Model					C		
Supported Education ⁷						X						Promising				A		
Supported Employment ^{3,7,27,29}		X						EBP	EBP			Effective			EBP	A	X	
Supported Housing ^{7,27}		X						EBP				Emerging				A		
Supportive Expressive Psychotherapy ¹³						X								EBP		A		
Systematic Treatment Enhancement Program for Bipolar Disorder (STEP-BD) ¹⁹						X	Not Rated									A		
Talk Safe ¹⁹						X	Promising									A		
Targeted Parent Assistance ⁷						X						Emerging				C		
TARGET-T ⁷						X						Evidence Based				C		
Teaching Students To Be Peacemakers ²²						X					Model					C		
Teenage Health Teaching Modules ²²						X					Promising					C		
Texas Special Needs Diversionary Program ⁷						X						Model				C		

Practices	MH/COD Practices Currently Implemented or Planning to be Implemented in Washington						Rating Systems/Level of Support								Child or Adult	Endorsed by 3 or more sources		
	DASA ¹²	MHD ^{10,18,23,25}	JRA ^{23,24}	CA ^{23,26}	DOC ²⁸	Don't Know	WIMIRT	SAMHSA				T-Grant EBPEP Task Group	Children's EBP Expert Panel	Alcohol and Drug Abuse Institute (ADAI)			WSIPP	C= Child A= Adult B= Both
								DIG	Toolkit	NREPP (2007)	Model Programs							
The Eden Alternative ¹⁹						X	Promising										A	
The Historical Trauma & Unresolved Grief Intervention (HTUG) ⁹						X							Level 4				B	
The Multi-faceted primary Care Intervention ¹⁹						X	Promising										A	
The SHARE Model ¹⁹						X	Promising										A	
The TAMAR Project ^{7,19}						X	Not Rated						Evidence Based				A	
The Village ¹⁹						X	Not Rated										TBD	
Therapeutic Foster Care ^{7,27}		X											Level 1				C	
Tinkham Alternative High School ²²						X					Promising						C	
Token Economies ⁷						X							Effective				TBD	
Tool Good For Violence ²²						X					Model						C	
Transcend ¹⁹						X	Not Rated										A	
Trauma Focused Integrative Eclectic Therapy ^{7,9}						X							Level 3	Level 4			TBD	
Trauma Focused Play Therapy ^{7,9,22}						X					Model		Level 3	Level 4			C	X
Trauma Recovery and Empowerment Model (TREM) ³⁰						X				EBP								
Treating Tobacco Use and Dependence ¹³						X								EBP			A	

Practices	MH/COD Practices Currently Implemented or Planning to be Implemented in Washington						Rating Systems/Level of Support							Child or Adult	Endorsed by 3 or more sources			
	DASA ¹²	MHD ^{10,18,23,25}	JRA ^{23,24}	CA ^{23,26}	DOC ²⁸	Don't Know	WIMIRT	SAMHSA				T-Grant EBPEP Task Group	Children's EBP Expert Panel			Alcohol and Drug Abuse Institute (ADAI)	WSIPP	C= Child A= Adult B= Both
								DIG	Toolkit	NREPP (2007)	Model Programs							
Turtle Mountain Safe Communities Program ¹⁹						X	Promising										C	
Twelve Feathers Program ¹⁹						X	Promising										C	
UCLA Family Development Project ⁷						X						Emerging					C	
United American Indian Involvement ¹⁹						X	Promising										A	
United States Air Force Suicide Prevention Program ³⁰						X				EBP								
Urban Women Against Substance Abuse (UWASA) ²²						X					Promising						A	
Welcome Baby ⁷						X						Emerging					C	
Wellness Recovery Action Plan (WRAP) ⁷		X										Promising					A	
With Eagle's Wings ¹⁹						X	Best										C	
Woodrock Youth Development Program ²²						X					Promising						C	
Wraparound Services/Wraparound Process ^{7,19}		X					Promising					Promising					B	
Yale Child Study Center Parents First Program ⁷						X						Promising					C	
Young Parents Project ⁷						X						Evidence Based					C	
Youth Care Model ⁷						X						Emerging					C	
Youth Relationships Project ⁹						X							Level 2				C	
Zuni Life Skills Curriculum ¹⁹						X	Promising										C	

Part 1b: Rating Systems Definition

WIMIRT¹⁹

The WIMIRT Best and Promising Practices Report included two definitions*

1. Best Practices are strategies and programs that are deemed research-based by scientists and researchers through a number of organizations including NIMH, NIDA, American Psychological Association, National Association of Social Workers, CSAP, NCAP, OJJDP, and DOE.
2. Promising Practices are programs that seem effective, but do not have enough outcome data or have not been sufficiently evaluated to be deemed a best practice. Ideally, these programs or strategies have some quantitative data showing positive outcomes over a period, but do not have enough research or replication to support generalized outcomes.

*Note: If a rating was not specified for a particular practice, "Not Rated" was entered.

SAMHSA^{3,22,27,30}

SAMHSA has at least 4 initiatives to disseminate and/or collect information about EBP utilization:

1. DIG - Every State has to report data on 10 practices as a requirement of the SAMHSA Data Infrastructure Grant (DIG). They are ACT, Supported Employment, Supported Housing, Family Psychoeducation, Medication Management, Therapeutic Foster Care, MST, FFT, Integrated Dual Disorders Treatment & Illness Management & Recovery. The DIG identifies all of these practices as EBPs.
2. Toolkits- SAMHSA has created toolkits for five mental health practices, all of which are identified as EBPs: Illness Management & recovery, Family Psychoeducation, Integrated Dual Disorder, Treatment, ACT, & Supported Employment.
3. Model Programs- the National Registry of Evidence Based Programs and Practices (NREPP) has three definitions of evidence based programs*:
 - A. Promising = Programs in this category have been implemented and sufficiently evaluated. The programs have shown positive outcomes, but do not have the consistently positive findings required for an Effective Program status.
 - B. Effective = Programs in this category have been implemented, evaluated, and show consistently positive outcomes. The developers of these programs have not yet agreed to work with SAMHSA to disseminate their programs on an extensive basis.
 - C. Model = Programs in this category are well-implemented and well-evaluated. These programs have been reviewed by the National Registry of Evidence-based Programs and Practices (NREPP) and have agreed to provide quality materials, training, and technical assistance for nationwide implementation.
4. NREPP - SAMHSA revised NREPP in 2007 (formerly called Model Programs). To be considered, the practice had to meet the following conditions:
 - A. demonstrate one or more positive outcomes ($p \leq .05$) in mental health and/or substance use behavior among individuals, communities, or populations;
 - B. Intervention results have been published in a peer-reviewed publication or documented in a comprehensive evaluation report; AND
 - C. documentation (e.g., manuals, process guides, tools, training materials) of the intervention and its proper implementation is available to the public to facilitate dissemination.

*Note: Practices that were judged to be exclusively Alcohol and/or Drug treatments were excluded.

TG ECBPEP Task Group⁷

The Evidence/Consensus-Based/Promising/Emerging Practices (ECPEP) Task Group report presented 4 different rating systems.*

1. Evidence-Based=Most support; Promising=less support; Emerging=Least Support
2. Level 1=Best Support; Level 2=Good/Moderate Support; Level 3=Promising Practice
3. The Juvenile Justice section presented Model programs (e.g., Texas Special Needs Diversionary Program)
4. Effective= Most Support; Promising=less support; Emerging= Least Support

*Note: When possible, the highest rating was chosen.

Children's EBP Expert Panel⁹

The Children's EBP Expert Panel rated each practice from 1 to 5, depending on the problem area: Level 1= best empirical support, Level 2= good or moderate support, Level 3= moderate support for other populations or conditions, level 4= innovative practices, and Level 5= practices having known risks.

Only practices between 1-4 were included in this document (a rating of 5 was a practice with known risks). If the practice was given more than one level assignment, the highest was entered.

Alcohol and Drug Abuse Institute (ADAI)¹³

All the practices on the ADAI database are identified as Evidence-Based Practices (EBPs) and meet the following criteria:

1. they are supported by research, often through randomized controlled trials and quasi-experimental studies.
2. they result in meaningful outcomes
3. they are standardized (e.g., thorough instructions).
4. they have been studied in more than one setting (i.e. replicated).
5. they can be monitored with fidelity.

Only practices that were applicable to co-occurring MH/SA populations were included in the current document.

Washington State Institute for Public Policy (WSIPP)²⁹

Practices that met the following criteria were included in the meta-analyses; 1) studies had to have a control or comparison group; 2) enough information to calculate effect sizes; 3) the analysis had to include treatment drop-outs, not just treatment completers

Part 1c: References

- ^[1] U.S. Department of Health and Human Services. (1999). *Mental Health: A Report of the Surgeon General*. Rockville, MD: U.S. Department of Health and Human Services, Substance Abuse and Mental Health Services Administration, Center for Mental Health Services, National Institutes of Health, National Institute of Mental Health.
- ^[2] New Freedom Commission on Mental Health, *Achieving the Promise: Transforming Mental Health Care in America*. Final Report. (2003). DHHS Pub. No SMA-03-3832. Rockville, MD.
- ^[3] Substance Abuse and Mental Health Services Administration. (2006). *Evidence-based Practices: Shaping mental health services toward recovery*. Retrieved December 11, 2006 from <http://mentalhealth.samhsa.gov/cmhs/communitysupport/toolkits/>
- ^[4] Washington's Mental Health Transformation Project: Partnerships for Recovery and Resiliency (2006). Governor Frames Direction for Transformation – TWG Establishes Year 2 Priorities. Downloaded January 14, 2007 from <http://mhtransformation.wa.gov/>
- ^[5] Institute of Medicine (2001). *Crossing the Quality Chasm: A New Health System for the 21st Century*. Washington, D.C.: National Academy Press.
- ^[6] Drake, R. E., Merrens, M. R., and Lynde, D.W.. (2005) *Evidenced-Based Mental Health Practice*. WW Norton & Co. p.67
- ^[7] Evidence/Consensus Based/Promising/Emerging practices (ECBPEP) Supplemental Report to the Transformation Work Group (2006). Retrieved from <http://www.mhtransformation.wa.gov/MHTG/strategies.shtml>
- ^[8] Roberts, A.R & Yeager, K. (2004). Systematic reviews of evidence-based studies and practice-based research: How to search for, develop, and use them. In Roberts, A.R. & Yeager, K.R. (Eds.). *Evidence-Based Practice Manual: Research and Outcome Measures in Health and Human Services*. (pp.3-14). Oxford: Oxford University Press.
- ^[9] Report of the Children's Evidence-Based Practices Expert Panel-Update. (2006). Retrieved January 11, 2007 from the MHT Evaluation Task Group Listserv.
- ^[10] Voss, W.D. & McBride, D (2006). *Evidence-Based Practices Used by Washington State Mental Health Providers: Survey Findings*. Report prepared for the Washington State Mental Health Division.
- ^[11] Juvenile Rehabilitation Administration – Integrated Treatment Model Report. (2002). Retrieved January 13, 2007 from http://www1.dshs.wa.gov/pdf/jra/ITM_Design_Report.pdf
- ^[12] Division of Alcohol and Substance Abuse. (2006). *DASA Adolescent Substance Abuse Treatment Statewide Coordination Project: Treatment Improvement Survey Findings*. Retrieved January 2, 2007 from <http://theteenline.org/csatsite/Treatment%20Improvement%20Survey%20Findings.pdf>.
- ^[13] University of Washington Alcohol and Drug Abuse Institute. *Evidence Based Practices for Treating Substance Use Disorders: Matrix of Interventions*, August 2006. Retrieved January 16, 2007 from <http://adai.washington.edu/ebp/matrix.pdf>
- ^[14] Aos, S., Miller, M., & Drake, E. (2006). *Evidence-based public policy options to reduce future prison construction, criminal justice costs, and crime rates*. Olympia: Washington Institute for Public Policy.
- ^[15] Center for Substance Abuse Treatment. *Understanding Evidence-Based Practices for Co-Occurring Disorders*. COCE Overview Paper 5. Rockville, MD: Substance Abuse and Mental Health Services Administration, and Center for Mental Health Services, 2006.
- ^[16] Tuunainen, A., Kripke, D.F., Endo, T. Light therapy for non-seasonal depression. *Cochrane Database of Systematic Reviews* (2004), Issue 2. Art. No.: CD004050. DOI: 10.1002/14651858.CD004050.pub2.

- ^[17] Abbass, A.A., Hancock, J.T., Henderson, J. Kisely, S. Short-term psychodynamic psychotherapies for common mental disorders. Cochrane Database of Systematic Reviews, 2006, issue 4. Art. No.:CD004687. DOI: 10.1002/14651858.CD004687.pub3
- ^[18] The Voices: 2006 Washington State Mental Health Resource and Needs Assessment Study. DSHS/RDA Report No. 3.31.
- ^[19] A Literature Review and Resource Guide for Evidence Based Best and Promising Mental Health Practices (2003). Washington Institute for Mental Illness Research and Training retrieved from <http://www1.dshs.wa.gov/pdf/hrsa/mh/Bestpracreport.pdf> on January 9, 2007.
- ^[20] Scott, K. & LeCroy, C.W. (2004). Evidence-based practice and manualized treatment with children. In Roberts, A.R. & Yeager, K.R. (Eds.). Evidence-Based Practice Manual: Research and Outcome Measures in Health and Human Services. (pp.246-252). Oxford: Oxford University Press.
- ^[21] Munson, C.E. (2004). Evidence-based treatment for traumatized and abused children. Roberts, A.R. & Yeager, K.R. (Eds.). Evidence-Based Practice Manual: Research and Outcome Measures in Health and Human Services. (pp.252-263). Oxford: Oxford University Press.
- ^[22] SAMHSA's Model Programs. Retrieved on January 19, 2007 from <http://www.modelprograms.samhsa.gov/>
- ^[23] DSHS Children's Mental Health Initiative. Retrieved on January 19, 2007 from <http://www1.dshs.wa.gov/WorkingTogether/MHGroup.html>.
- ^[24] Schmidt, H. - Clinical Director Juvenile Rehabilitation Administration (JRA), (personal communication, January 18, 2007)
- ^[25] Christian, A. - CEO of Washington Community Mental Health Council, (personal communication, January 12, 2007)
- ^[26] Intensive Family Preservation Services Retrieved on January 19, 2007 from http://www1.dshs.wa.gov/ca/services/srvAdlsFAQ.asp#Preservation_Services
- ^[27] Data Infrastructure Grant (DIG) Guidelines for Reporting Evidence-Based Practices (2006). Retrieved on January 19, 2007 from www.nri-inc.org/SDICC/SDICC06/EBPReportingGuidelinesFinal.doc
- ^[28] Washington State Department of Corrections (DOC) Program. Retrieved January 19, 2007 from <http://www.doc.wa.gov/general/guide/programs.htm>
- ^[29] Steve Aos, Jim Mayfield, Marna Miller, and Wei Yen. (2006). Evidence-based treatment of alcohol, drug, and mental health disorders: Potential benefits, costs, and fiscal impacts for Washington State. Olympia: Washington State Institute for Public Policy.
- ^[30] SAMHSA's New National Registry of Evidence-Based Programs and Practices (2007). Retrieved on March 5, 2007 from <http://nrepp.samhsa.gov/listofprograms.asp>

Part 2: Evidence Based Practices Inclusion Criteria

	Score3 Number of EBP (3) Selections	Score2 Number of "Promising" (2) Selections	Score1 Number of "Emerging" (1) Selections	Total_Count Total Number of Endorsements	Numeric_Score Total Score	Washington Currently offered in Washington State
Aggression Replacement Training7,9	2.00	.00	.00	2.00	6.00	1
Assertive Community Treatment(ACT/PACT)3,7,19,27, 29	5.00	.00	1.00	6.00	16.00	1
Behavioral Treatment for Substance Abuse in Schizophrenia7,19,29	2.00	.00	1.00	3.00	7.00	0
Brief Strategic Family Therapy9,13,19,22	3.00	.00	1.00	4.00	10.00	0
Cognitive Behavior Therapies7,9,19,22,29,30	3.00	1.00	.00	4.00	11.00	1
Contingency Management (co- occurring)7,9,13	2.00	.00	1.00	3.00	7.00	1
Dare to Be You19,22,30	3.00	.00	.00	3.00	9.00	0
Dialectical Behavioral Therapy7,9,13,19,30	4.00	1.00	1.00	6.00	15.00	1
Eye Movement Desensitization & Reprocessing (EMDR)7,9	1.00	1.00	.00	2.00	5.00	1
Family Integrated Transitions7,9	1.00	1.00	.00	2.00	5.00	1
Family Psychoeducation3,7,27	3.00	.00	.00	3.00	9.00	1
Functional Family Therapy7,9,19,27	4.00	.00	.00	4.00	12.00	1
Gatekeeper program7,19,22	1.00	2.00	.00	3.00	7.00	0
Illness Self-Management/Illness Management & Recovery3,7,,27	3.00	.00	.00	3.00	9.00	1
Incredible Years7,9	2.00	.00	.00	2.00	6.00	1
Integrated Dual Disorders Treatment3,9,13,19,27,29	5.00	.00	1.00	6.00	16.00	1
Interpersonal Therapy7,9,19,29	3.00	1.00	.00	4.00	11.00	0

	Score3 Number of EBP (3) Selections	Score2 Number of "Promising" (2) Selections	Score1 Number of "Emerging" (1) Selections	Total_Count Total Number of Endorsements	Numeric_Score Total Score	Washington Currently offered in Washington State
Medications for specific conditions7,9,29	3.00	.00	.00	3.00	9.00	0
Motivational Enhancement Therapy (MET)7,9	1.00	1.00	.00	2.00	5.00	1
Motivational Interviewing (co- occurring)7,19,29	2.00	.00	1.00	3.00	7.00	0
Multi-Family Group Treatment (MFG)7,9,19,29	2.00	1.00	1.00	4.00	9.00	1
Multidimensional Family Therapy7,9,13,19,22	3.00	1.00	1.00	5.00	12.00	1
Multidimensional Treatment Foster Care7,9	2.00	.00	.00	2.00	6.00	1
Multisystemic Therapy7,9,19,22,27	5.00	.00	.00	5.00	15.00	1
Nurse-Family Partnership7,9	2.00	.00	.00	2.00	6.00	1
Parent-Child Interaction Therapy7,9	2.00	.00	.00	2.00	6.00	1
Promoting Alternative Thinking Strategies (PATH)7,19	1.00	1.00	.00	2.00	5.00	1
Second Step9,22,30	2.00	1.00	.00	3.00	8.00	0
Seeking Safety: A Psychotherapy for Trauma/PTSD & Substance Abuse13,19,30	2.00	1.00	.00	3.00	8.00	0
Strengthening Families Program (SFP)9,19,22	3.00	.00	.00	3.00	9.00	1
Supported Employment3,7,27,29	4.00	.00	.00	4.00	12.00	1
Therapeutic Foster Care7,27	2.00	.00	.00	2.00	6.00	1

Part 3: Evidence Based Practices Definitions

Aggression Replacement Training¹

An intervention designed for aggressive adolescents and children. Its component procedures are: 1) Skill Streaming- which teaches a curriculum of prosocial, interpersonal skills (i.e. what to do instead of aggression); 2) Anger Control Training - to teach youth what not to do if provoked; and 3) Moral Reasoning Training - to promote values that respect the rights of others, and help youths want to use the interpersonal and anger management skills taught.

Assertive Community Treatment (ACT or PACT)^{2,9}

A multi-disciplinary team based approach to the provision of treatment, rehabilitation and support services. In this approach, normally used with clients with severe and persistent mental illness, the treatment team typically provides all client services using a highly integrated approach to care. Key aspects are low caseloads, 24 hour service availability, and the availability of the services in a range of settings.

Brief Strategic Family Therapy^{3,4}

A family-based intervention aimed at preventing and treating child and adolescent (ages 8-17) behavior problems, particularly substance use and its associated problems such as antisocial/aggressive behavior. BSFT uses the therapeutic techniques of: 1) Joining – forming a therapeutic alliance with all family members; 2) Diagnosis – identifying interactional patterns that encourage problematic youth behavior; and 3) Restructuring – changing family interactions that are related to the problematic behavior.

Cognitive Behavior Therapy (CBT)⁵

A form of psychotherapy focusing on decreasing symptoms and improving quality of life by changing a person's thoughts and behaviors. The treatment involves a collaborative agreement on treatment goals which the patient tracks each week, learning and practicing new skills and ways of thinking in the treatment session and practicing via homework assignments throughout the week. Many EBP's on this list are based on CBT. For this survey, only rate this if CBT is used in your site separate from another EBP in this list.

Contingency Management (CM)⁵

A broad group of behavioral interventions that structure the client's environment in such a way as to encourage change. CM includes setting specific, objective goals, the systematic reinforcement of desired behaviors, and specific, objective consequences for not meeting these goals.

Dare to Be You⁶ Error! Bookmark not defined.

DARE To Be You (DTBY) is a multilevel prevention program that serves high-risk families with children 2 to 5 years old. Program objectives focus on children's developmental attainments and aspects of parenting that contribute to youth resilience to later substance abuse, including parental self-efficacy, effective child rearing, social support, and problem-solving skills.

Dialectical Behavioral Therapy (DBT)⁷

DBT is cognitive-behavioral therapy for individuals exhibiting self-injurious behaviors, such as self-cutting, suicidal thoughts, urges to suicide, and suicide attempts. Standard DBT is provided via four modes of treatment: weekly individual therapy, weekly skills training, phone coaching as needed, and a weekly therapist consultation team.

Eye Movement Desensitization & Reprocessing (EMDR)⁸Error! Bookmark not defined.

Eye Movement Desensitization and Reprocessing (EMDR) is a psychotherapy treatment that was originally designed to alleviate the distress associated with traumatic memories. EMDR uses a three pronged protocol: (1) the past events that have laid the groundwork for dysfunction are processed, forging new associative links with adaptive information; (2) the current circumstances that elicit distress are targeted, and internal and external triggers are desensitized; (3) imaginal templates of future events are incorporated, to assist the client in acquiring the skills needed for adaptive functioning.

Family Integrated Transitions⁹

The Family Integrated Transitions (FIT) program provides integrated individual and family services to juvenile offenders who have mental health and chemical dependency disorders during their transition from incarceration back into the community. FIT is based on components of three programs: multisystemic therapy (MST), dialectical behavior therapy (DBT), and motivational enhancement therapy (MET).

Family PsychoeducationError! Bookmark not defined.¹⁰

Offered as part of an overall clinical treatment plan for individuals with mental illness to achieve the best possible outcome through the active involvement of family members in treatment and management and to alleviate the suffering of family members by supporting them in their efforts to aid the recovery of their loved ones. Core characteristics of family Psycho Education programs include the provision of emotional support, education, resources during periods of crisis, and problem-solving skills.

Functional Family Therapy (FFT)¹⁰

Functional Family Therapy (FFT) is an outcome-driven prevention/intervention program for youth who have demonstrated the entire range of maladaptive, acting out behaviors and related syndromes. Treatment occurs in phases where each step builds on one another to enhance protective factors and reduce risk by working with both the youth and their family. The phases are engagement, motivation, assessment, behavior change, and generalization.

Gatekeeper Program³

The Gatekeeper Program is a community-wide system of proactive case finding to identify at-risk older adults who remain invisible to the service delivery systems created to serve them. Gatekeepers are non-traditional referral sources that come into contact with older adults through their everyday work activities.

Illness Self-Management/Illness Management & Recovery¹⁰

Illness Self-Management is a broad set of rehabilitation methods aimed at teaching individuals with a mental illness, strategies for collaborating actively in their treatment with professionals, for reducing their risk of relapses and re-hospitalizations, for reducing severity and distress related to symptoms, and for improving their social support. Services include a specific curriculum that can include mental illness facts, recovery strategies, using medications, stress management and coping skills. It is critical that a specific curriculum is being used for these components to be counted for reporting.

Improving Mood: Promoting Access to Collaborative Treatment (IMPACT)³

With this model primary care patients have up to 12 months of access to a depression care manager who is supervised by a psychiatrist and primary care liaison. The care manager provides medication support and/or counseling and depression management in collaboration with the primary care physician.

Incredible Years¹¹

Incredible Years features three comprehensive, multifaceted, developmentally based curricula for parents, teachers, and children. The program is designed to promote emotional and social competence and to prevent, reduce, and treat aggressive, defiant, oppositional, and impulsive behaviors in young children 2 to 8 years old.

Integrated Dual Diagnosis Treatment¹⁰

Dual diagnosis treatments combine or integrate mental health and substance abuse interventions at the level of the clinical encounter. Hence, integrated treatment means that the same clinicians or teams of clinicians, working in one setting, provide appropriate mental health and substance abuse interventions in a coordinated fashion.

Interpersonal Therapy^{3,12}

Interpersonal therapy (IPT) is a time-limited (12-16 weeks) treatment that suggests that a client's interpersonal relationships may play a significant role in the onset and maintenance of depressive symptoms. Problem areas addressed in IPT are the client's difficulty in interpersonal functioning, unresolved grief, role transitions, and interpersonal deficits.

Medications for specific conditions

Pharmacotherapy for a variety of psychiatric conditions including depression, bipolar disorder, anxiety, and schizophrenia.

Motivational Enhancement Therapy (MET)¹³

MET is based on principles of cognitive and social psychology whereby the counselor seeks to develop a discrepancy in the client's perceptions between current behavior and significant personal goals. As applied to drug abuse, MET seeks to alter the harmful use of drugs. The intervention is typically brief, limited to two to four sessions that each last 1 hour. MET differs from Motivational Interviewing (see below).

Motivational Interviewing¹⁴

Motivational interviewing is a directive, client-centered counseling style for eliciting behavior change by helping clients to explore and resolve ambivalence. Motivational Interviewing differs MET (see above).

Multidimensional Family Therapy (MDFT)¹⁵ Error! Bookmark not defined.

MDFT is a comprehensive and flexible, family-based program designed for substance-abusing adolescents or those at high risk for substance use and other problem behaviors. MDFT interventions target research-derived risk factors and processes that have created and perpetuate substance use and related problems such as conduct disorder and delinquency.

Multidimensional Treatment Foster Care¹⁶

The goal of the MTFC program is to decrease problem behavior and to increase developmentally appropriate normative and prosocial behavior in children and adolescents who are in need of out-of-home placement. Youth come to MTFC via referrals from the juvenile justice, foster care, and mental health systems.

Multisystemic Therapy (MST)¹⁰

Multisystemic Therapy is an intensive family- and community-based treatment that addresses the multiple determinants of serious antisocial behavior. The Multisystemic approach views individuals as being nested within a complex network of interconnected systems that encompass individual, family, and extrafamilial (peer, school, neighborhood) factors. The goal is to facilitate change in this natural environment to promote individual change.

Nurse-Family Partnership¹⁷

The program provides first-time, low income mothers with home visitation services from public health nurses. NFP nurses work intensively with mothers to improve maternal, prenatal, and early childhood health and well-being, focusing on therapeutic relationships with the family that are designed to improve family functioning in areas of health, home and neighborhood environment, family and friend support, parental roles and major life events. The nurse remains with the mother through the first 2 years of the target child's life.

Parent-Child Interaction Therapy¹⁸

Parent-Child Interaction Therapy (PCIT) is a treatment for conduct-disordered young children that places an emphasis on improving the quality of the parent-child relationship and changing parent-child interaction patterns. In PCIT, parents are taught specific skills to establish a nurturing and secure relationship with their child while increasing their child's prosocial behavior and decreasing negative behavior.

Promoting Alternative Thinking Strategies (PATHS)¹⁹

PATHS is comprehensive program for educators and counselors working with elementary school aged children (5 – 12 years old) to facilitate the development of self-control, emotional awareness, and interpersonal problem-solving skills. PATHS seeks to reduce aggression and behavior problems while simultaneously enhancing emotional development and the educational process in the classroom.

Second Step²⁰

Second Step is a classroom-based social-skills program for children 4 to 14 years of age that teaches socioemotional skills aimed at reducing impulsive and aggressive behavior while increasing social competence. It consists of in-school curricula, parent training, and skill development.

Seeking Safety: A Psychotherapy for Trauma/PTSD and Substance Abuse³

Seeking Safety is a present-focused therapy designed to help people attain safety from PTSD and substance abuse. Key principles include: Safety as the larger goal; working on PTSD and substance at the same time; a focus on ideals to counteract the loss of ideals from the experience of having PTSD and a substance use disorder; and addressing cognitive, behavioral, interpersonal, and case management for client functioning.

Strengthening Families Program (SFP)²¹

The Strengthening Families Program (SFP) involves elementary school children, 6 to 12 years of age, and their families in 14 family training sessions using family systems and cognitive behavioral approaches to increase resilience and reduce risk factors. It seeks to improve family relationships, parenting skills, and youth's social and life skills.

Supported Employment¹⁰

Supported Employment is designed to help consumers with mental illness find and keep competitive employment within their communities. Supported Employment programs use a team approach for treatment, with employment specialists responsible for carrying out all vocational services from intake through follow-along, and everyone who desires to work is offered employment services. Job placements are: community-based (i.e., not sheltered workshops, not onsite at SE or other treatment agency offices), competitive (i.e., jobs are not exclusively reserved for SE clients, but open to public), occur in normalized settings, and utilize multiple employers, and that the search for competitive jobs occurs rapidly after program entry.

Therapeutic Foster Care¹⁰

Children in Therapeutic Foster Care are placed with parents who are trained to work with children with special needs. Usually, each foster home takes one child at a time, and caseloads of supervisors in agencies overseeing the program remain small. Frequent contact between case managers or care coordinators and the treatment family is expected, and additional resources and traditional mental health services may be provided as needed.

REFERENCES

-
- ¹ The United States Center for Aggression Replacement Training website. Description retrieved February 9, 2007 from <http://www.uscart.org> on February 8, 2007.
- ² SAMHSA Toolkits, Retrieved February 8, 2007 at <http://mentalhealth.samhsa.gov/cmhs/communitysupport/toolkits/about.asp>
- ³ A Literature Review and Resource Guide for Evidence Based Best and Promising Mental Health Practices (2003). Washington Institute for Mental Illness Research and Training retrieved January 9, 2007 at <http://www.l.dshs.wa.gov/pdf/hrsa/mh/Bestpracereport.pdf>
- ⁴ The Substance Abuse and Mental Health Services Administration's (SAMHSA) Model Programs. Description retrieved April 30, 2007 at <http://modelprograms.samhsa.gov/pdfs/model/Bsft.pdf>
- ⁵ Roberts, A.R. & Yeager, K. (2004). *Evidence-Based Practice Manual: Research and Outcome Measures in Health and Human Services*. Oxford University Press, New York: NY.
- ⁶ The Substance Abuse and Mental Health Services Administration's (SAMHSA's) National Registry of Evidence Based Programs and Practices (NREPP). Retrieved April 30, 2007 at http://nrepp.samhsa.gov/programfulldetails.asp?PROGRAM_ID=79.
- ⁷ Behavioral Tech LLC website. Description retrieved April 30, 2007 at http://www.behavioraltech.com/downloads/dbtFaq_Cons.pdf
- ⁸ Eye Movement Desensitization and Reprocessing Institute website. Description retrieved April 30, 2007 at <http://www.emdr.com/q&a.htm#q1>.
- ⁹ Helping Americas Youth: Family Integrated Transitions. Description retrieved April 27, 2007 from the at <http://guide.helpingamericasyouth.gov/programdetail.cfm?id=710>
- ¹⁰ Data Infrastructure Grant (DIG) Guidelines for Reporting Evidence-Based Practices (2006). Retrieved on January 19, 2007 from www.nri-inc.org/SDICC/SDICC06/EBPReportingGuidelinesFinal.doc
- ¹¹ The Substance Abuse and Mental Health Services Administration's (SAMHSA's) Model Programs. Retrieved on January 31, 2007 from <http://modelprograms.samhsa.gov/pdfs/model/IncYears.pdf>.
- ¹² Klerman, G.L., Weissman, M.M., Rounsaville, B.J., & Chevron, E.S. (1984). *Interpersonal psychotherapy of depression*. New York: Basic Books.
- ¹³ Description retrieved April 30, 2007 from <http://www.nida.nih.gov/ADAC/ADAC9.html>
- ¹⁴ Description retrieved April 30, 2007 from <http://www.motivationalinterview.org/clinical/whatismi.html>
- ¹⁵ The Substance Abuse and Mental Health Services Administration's (SAMHSA) Model Programs. Description retrieved May 2, 2007 from <http://modelprograms.samhsa.gov/pdfs/model/multi.pdf>
- ¹⁶ Description retrieved on April 30, 2007 from <http://www.mtfc.com/overview.html>
- ¹⁷ The Substance Abuse and Mental Health Services Administration's (SAMHSA) Model Programs. Description retrieved May 2, 2007 from <http://modelprograms.samhsa.gov/pdfs/model/NurseFP.pdf>
- ¹⁸ Description retrieved on April 30, 2007 from <http://pcit.phhp.ufl.edu/>
- ¹⁹ The Substance Abuse and Mental Health Services Administration's (SAMHSA) Model Programs. Description retrieved April 30, 2007 from <http://modelprograms.samhsa.gov/pdfs/model/PATHS.pdf>
- ²⁰ The Substance Abuse and Mental Health Services Administration's (SAMHSA) Model Programs. Description retrieved May 2, 2007 from http://nrepp.samhsa.gov/programfulldetails.asp?PROGRAM_ID=80
- ²¹ The Substance Abuse and Mental Health Services Administration's (SAMHSA) Model Programs. Description retrieved May 2, 2007 from <http://modelprograms.samhsa.gov/pdfs/model/StrengthFP.pdf>

APPENDIX B

Evidence Based Practices Selection Criteria and Definitions

Part 1a: Matrix of Practices by Administration Types and Rating Sources

Part 1b: Rating Systems Definition

Part 1c: References

Part 2: Evidence Based Practices Inclusion Criteria

Part 3: Evidence Based Practices Definitions

Part 1a: Matrix of Practices by Administration Types and Rating Sources

Practices	MH/COD Practices Currently Implemented or Planning to be Implemented in Washington						Rating Systems/Level of Support								Child or Adult	Endorsed by 3 or more sources		
	DASA ¹²	MHD ^{10,18,23,25}	JRA ^{23,24}	CA ^{23,26}	DOC ²⁸	Don't Know	WIMIRT	SAMHSA				T-Grant EBPEP Task Group	Children's EBP Expert Panel	Alcohol and Drug Abuse Institute (ADAI)			WSIPP	C= Child A= Adult B= Both
								DIG	Toolkit	NREPP (2007)	Model Programs							
1-2-3 Magic ⁹						X							Level 2			C		
ABC Model for Foster Parents ⁷						X						Promising				C		
Abuse Focused CBT ⁹						X							Level 2			C		
Across Ages ^{19,22}						X	Best				Model					C		
Aggression Replacement Training ^{7,9}	X	X	X									Level 1	Level 1			C		
All Stars ²²						X					Model					C		
AL Juvenile Court Liasons ⁷						X						Model						
Al's Pals: Kids Making Healthy Choices ²²						X					Model					C		
American Indian Life Skills Development ²²						X					Effective					C		
Anger Coping Therapy/Anger Coping Self-Instruction Training ^{7,9}						X						Level 2	Level 2			C		
Anger Focused CBT ⁹						X							Level 2			TBD		
Anger Management for Substance Abuse and Mental Health Clients ^{13,29}						X								EBP	EBP	A		
APIC Model (An Approach to Community Re-entry from Jails for Inmates with Co-occurring Disorders) ¹⁹						X	Best									A		

Practices	MH/COD Practices Currently Implemented or Planning to be Implemented in Washington						Rating Systems/Level of Support									Child or Adult	Endorsed by 3 or more sources
	DASA ¹²	MHD ^{10,18,23,25}	JRA ^{23,24}	CA ^{23,26}	DOC ²⁸	Don't Know	WIMIRT	SAMHSA				T-Grant EBPEP Task Group	Children's EBP Expert Panel	Alcohol and Drug Abuse Institute (ADAI)	WSIPP	C= Child A= Adult B= Both	
								DIG	Toolkit	NREPP (2007)	Model Programs						
Applied Behavior Analysis ^{7,9}						X						Level 1	Level 1			C	
Asian Youth Alliance ^{19,22}						X	Not Rated				Promising					C	
Assertive Community Treatment (ACT/PACT) ^{3,7,19,27,29}		X					Best	EBP	EBP			Evidence Based	Level 3		EBP	B	X
Assisted Recovery from Trauma and Substances (ARTS) ¹⁹						X	Not Rated									A	
Auditory Integration Training ^{7,9}						X						Level 3	Level 4			C	
Be A Star ²²						X					Promising					C	
Behavioral Activation ⁷						X						Effective				A	
Behavioral Couples Therapy for Alcoholism and Drug Abuse ³⁰						X			EBP							A	
Behavioral Family Intervention (BFI) ⁹						X							Level 3			C	
Behavioral Monitoring and Reinforcement Program ²²						X					Promising					C	
Behavioral Parent Training ^{7,9}						X						Level 2	Level 1			C	
Behavioral Therapy for Anxiety ²⁹						X									EBP		
Behavioral Tailoring ⁷						X						Effective				A	
Behavioral Treatment of Panic Disorder ²⁹						X									EBP		

Practices	MH/COD Practices Currently Implemented or Planning to be Implemented in Washington						Rating Systems/Level of Support										Child or Adult	Endorsed by 3 or more sources
	DASA ¹²	MHD ^{10,18,23,25}	JRA ^{23,24}	CA ^{23,26}	DOC ²⁸	Don't Know	WIMIRT	SAMHSA				T-Grant EBPEP Task Group	Children's EBP Expert Panel	Alcohol and Drug Abuse Institute (ADAI)	WSIPP	C= Child A= Adult B= Both		
								DIG	Toolkit	NREPP (2007)	Model Programs							
Behavioral Treatment for Substance Abuse in Schizophrenia ^{7,19,29}						X	Not Rated					Effective			EBP	A	X	
Bernalillo County Juvenile Detention Center ⁷						X						Model						
Beyond the Baby Blues ⁷						X						Emerging				C		
Big Brothers/Big Sisters of America ²²						X					Effective					C		
Bilingual/Bicultural Counseling and Support Services ²²						X					Promising					C		
Blue Bay Healing Center ¹⁹						X	Promising									C		
Boston Juvenile Court Clinic ⁷						X						Model						
Boys and Girls Club: North Cheyenne Smart Moves Program ¹⁹						X	Promising									C		
Brain Power ²²						X					Promising					C		
Brief Psychodynamic Psychotherapy for Depression ^{19,29}						X	Promising							EBP		A		
Brief Strategic Family Therapy ^{9,13,19,22}						X	Not Rated				Model		Level 1	EBP		C	X	
Build Respect Stop Bullying ³⁰						X				EBP								
California Infant-Parent Program ⁷						X						Evidence Based				C		
CASA Start ^{9,22}						X					Model		Level 4			C		

Practices	MH/COD Practices Currently Implemented or Planning to be Implemented in Washington						Rating Systems/Level of Support									Child or Adult	Endorsed by 3 or more sources	
	DASA ¹²	MHD ^{10,18,23,25}	JRA ^{23,24}	CA ^{23,26}	DOC ²⁸	Don't Know	WIMIRT	SAMHSA				T-Grant EBPEP Task Group	Children's EBP Expert Panel	Alcohol and Drug Abuse Institute (ADAI)	WSIPP			C= Child A= Adult B= Both
								DIG	Toolkit	NREPP (2007)	Model Programs							
Center for Older Adults and Their Families ¹⁹						X	Promising										A	
Child and Family Focused CBT ⁹						X							Level 2				C	
Child Development Project ²²						X					Model						C	
Child/Infant - Parent Psychotherapy ⁷						X						Evidence Based					C	
Children of Divorce Intervention Program (CODIP) ²²						X					Effective						C	
Children in the Middle ^{22,30}						X				EBP	Model						C	
Circle of Security ^{7,9}		X										Promising	Level 4				C	
Clinician Based Psychoeducational Intervention for Families ³⁰						X				EBP							B	
Clubhouse (e.g., Fountain House Model) ⁷		X										Evidence Based					A	
Clubhouse-based Transitional Employment Services (TES) ⁷						X						Evidence Based					A	
Cognitive-Behavioral Social Skills Training ²²						X				EBP							TBD	
Cognitive Behavior Therapies ^{7,9,19,22,29,30}	X	X	X				Promising					Evidence Based	Level 1		EBP		B	X
Cognitive Processing Therapy (CPT) ⁹						X							Level 3				C	

Practices	MH/COD Practices Currently Implemented or Planning to be Implemented in Washington						Rating Systems/Level of Support									Child or Adult	Endorsed by 3 or more sources	
	DASA ¹²	MHD ^{10,18,23,25}	JRA ^{23,24}	CA ^{23,26}	DOC ²⁸	Don't Know	WIMIRT	SAMHSA				T-Grant EBPEP Task Group	Children's EBP Expert Panel	Alcohol and Drug Abuse Institute (ADAI)	WSIPP			C= Child A= Adult B= Both
								DIG	Toolkit	NREPP (2007)	Model Programs							
Cognitive-Behavioral Intervention for Trauma in Schools (CBITS) ²²	X										Promising					C		
Cognitive Therapy for Depression ^{19,29}						X	Not Rated								EBP	B		
Colorado Crisis Intervention Team ⁷						X						Model				TBD		
Colorado Youth Leadership Project ²²						X					Promising					C		
Community Contacts for the Widowed ¹⁹						X	Promising									A		
Community Reinforcement Approach to Substance Abuse Treatment ¹⁹						X	Promising									A		
Comprehensive Assessment Reporting Evaluation (CARE) ¹⁹						X	Promising									A		
Concurrent Treatment of PTSD and Cocaine Dependence ¹⁹						X	Not Rated									A		
Contingency Management (co-occurring) ^{7,9,13}	X											Evidence Based	Level 3	EBP		A	X	
Cook County Juvenile Court Clinic ⁷						X						Model				C		
Coping Cat ³⁰						X				EBP						TBD		
Coping Power ²²						X					Effective					C		
Co-treatment Oriented Courts ⁷						X						Emerging				B		

Practices	MH/COD Practices Currently Implemented or Planning to be Implemented in Washington						Rating Systems/Level of Support									Child or Adult	Endorsed by 3 or more sources	
	DASA ¹²	MHD ^{10,18,23,25}	JRA ^{23,24}	CA ^{23,26}	DOC ²⁸	Don't Know	WIMIRT	SAMHSA				T-Grant EBPEP Task Group	Children's EBP Expert Panel	Alcohol and Drug Abuse Institute (ADAI)	WSIPP			C= Child A= Adult B= Both
								DIG	Toolkit	NREPP (2007)	Model Programs							
Creating Lasting Family Connections ^{19,27}						X	Best				Model					C		
Crisis Intervention for People with Severe Mental Illness ²⁹						X								EBP				
Crisis Intervention Team (CIT) ⁷		X										Evidence Based				B		
Critical Time Intervention ³⁰						X				EBP								
Cultural Enhancement Through Storytelling ¹⁹						X	Best									C		
Dando Fuerza a la Familia ^{19,22}						X	Not Rated				Promising					C		
Dare to Be You ^{19,22,30}						X	Best			EBP	Model					C	X	
Daughters of Tradition ¹⁹						X	Promising									C		
Delores Mission Women's Cooperative ¹⁹						X	Not Rated									A		
Dementia Care Project in Boarding Homes ¹⁹						X	Promising									A		
Diagnostic and Assessment Units ⁷						X						Model				C		
Diagnostic Classification System of Mental Disorders or Infancy and Early Childhood (DC:0-3) ^{7,19}						X	Promising					Promising				C		

Practices	MH/COD Practices Currently Implemented or Planning to be Implemented in Washington						Rating Systems/Level of Support										Child or Adult	Endorsed by 3 or more sources
	DASA ¹²	MHD ^{10,18,23,25}	JRA ^{23,24}	CA ^{23,26}	DOC ²⁸	Don't Know	WIMIRT	SAMHSA				T-Grant EBPEP Task Group	Children's EBP Expert Panel	Alcohol and Drug Abuse Institute (ADAI)	WSIPP	C= Child A= Adult B= Both		
								DIG	Toolkit	NREPP (2007)	Model Programs							
Dialectical Behavioral Therapy ^{7,9,13,19,30}	X	X	X				Not Rated				EBP		Evidence-Based	Level 2	EBP	EBP	B	X
Domestic Violence Pilot Projects ¹⁹						X	Promising										C	
Dreamcatcher Meditation ¹⁹						X	Promising										C	
Dual Focus Schema Therapy ¹⁹						X	Not Rated										A	
Early Childhood Mental Health Consultation ⁷						X							Promising & Emerging				C	
Early Head Start ⁷						X							Promising				C	
Early Intervention Foster Care program ⁷						X							Evidence Based				C	
East Texas Experiential Learning Center ²²						X					Effective						C	
Effects of Clazapine on Substance Use in Schizophrenia ²⁹															EBP			
Elder Substance Abuse Outreach Program ¹⁹						X	Promising										A	
Elder Wrap-Around Team ^{7,19}						X	Promising						Emerging				A	

Practices	MH/COD Practices Currently Implemented or Planning to be Implemented in Washington						Rating Systems/Level of Support									Child or Adult	Endorsed by 3 or more sources	
	DASA ¹²	MHD ^{10,18,23,25}	JRA ^{23,24}	CA ^{23,26}	DOC ²⁸	Don't Know	WIMIRT	SAMHSA				T-Grant EBPEP Task Group	Children's EBP Expert Panel	Alcohol and Drug Abuse Institute (ADAI)	WSIPP			C= Child A= Adult B= Both
								DIG	Toolkit	NREPP (2007)	Model Programs							
Electroconvulsive Therapy for Schizophrenia ²⁹						X									EBP			
Emerson David Family Development Center ¹⁹						X	Not Rated										C	
Expanded Community Services (ECS) ⁷						X						Emerging					A	
Exposure with Response Prevention ^{7,19}						X	Not Rated					Effective					A	
Eye Movement Desensitization & Reprocessing (EMDR) ^{7,9}		X										Level 2/Effective	Level 2				B	
Faith Based Prevention Model ¹⁹						X	Not Rated										A	
Families and Schools Together (FAST) ^{7,19}						X	Best					Level 2					C	
Families That Care - Guiding Good Choices ^{19,22}						X	Best				Model						C	
Family Caregiver Counseling Service ¹⁹		X					Promising										C	
Family Development Research Project ²²						X					Effective						C	
Family Effectiveness Training ^{9,19}						X	Best						Level 4				C	
Family Focused Child Centered Treatment (FTI) ^{7,9}						X						Level 2	Level 2				C	
Family Group Conferences ⁷						X						Level 1					C	

Practices	MH/COD Practices Currently Implemented or Planning to be Implemented in Washington						Rating Systems/Level of Support									Child or Adult	Endorsed by 3 or more sources	
	DASA ¹²	MHD ^{10,18,23,25}	JRA ^{23,24}	CA ^{23,26}	DOC ²⁸	Don't Know	WIMIRT	SAMHSA				T-Grant EBPEP Task Group	Children's EBP Expert Panel	Alcohol and Drug Abuse Institute (ADAI)	WSIPP			C= Child A= Adult B= Both
								DIG	Toolkit	NREPP (2007)	Model Programs							
Family Health Promotion ²²						X					Promising					C		
Family Integrated Transitions ^{7,9}		X	X	X								Evidence Based	Level 2			C		
Family Intervention for Dual Disorders ^{19,29}						X	Not Rated								EBP	C		
Family Intervention Resources Services Team (FIRST) ⁷						X						Model				C		
Family Intervention Specialists ⁷						X						Model				C		
Family Matters ^{22,30}						X				EBP	Model					C		
Family Psychoeducation ^{3,7,27}		X						EBP	EBP			Effective				C	X	
Family Support Services (PACE) Program ¹⁹						X	Not Rated									C		
Family Therapy (anorexia only) ^{7,9}						X						Level 2	Level 2			C		
Family Treatment/ Dependency Court ⁷						X						Promising				C		
FAN (Family Advocacy Network) Club ²²						X					Effective					C		
Fast Track Project ¹⁹						X	Promising									C		
Focus on Families ²²						X					Promising					C		
Foster parents mentoring birth parents ⁷						X						Emerging				C		
Friendly PEERsuasion ²²						X					Effective					C		

Practices	MH/COD Practices Currently Implemented or Planning to be Implemented in Washington						Rating Systems/Level of Support										Child or Adult	Endorsed by 3 or more sources
	DASA ¹²	MHD ^{10,18,23,25}	JRA ^{23,24}	CA ^{23,26}	DOC ²⁸	Don't Know	WIMIRT	SAMHSA				T-Grant EBPEP Task Group	Children's EBP Expert Panel	Alcohol and Drug Abuse Institute (ADAI)	WSIPP	C= Child A= Adult B= Both		
								DIG	Toolkit	NREPP (2007)	Model Programs							
Functional Communication Training ^{7,9}						X						Level 3	Level 4			C		
Functional Family Parole ⁷			X									Promising				B		
Functional Family Therapy ^{7,9,19,27}	X	X	X	X			Best	EBP				Evidence Based	Level 1			C	X	
Gatekeeper program ^{7,19,22}						X	Best				Promising	Promising				A	X	
GentleCare Prosthetic Life Care System ¹⁹						X	Promising									A		
Geriatric Mental Health Outreach Program ¹⁹						X	Promising									A		
Geriatric Mental Health Specialty Training ⁷		X										Emerging				A		
Geriatric Regional Assessment Team (GRAT) ^{7,19}		X					Promising					Emerging				A		
Get Real About Violence ²²						X					Promising					C		
Good Behavior Game ²²						X					Effective					C		
Great Body Shop ²²						X					Promising					C		
Greater Access to EAPS (GATE) ²²						X					Effective					A		
Group Counseling Theory ¹⁹						X	Promising									B		
Guiding Good Choices ⁹						X							Level 4			C		
Hamilton County Individualized Disposition Docket ⁷						X						Model						
Head Start ⁹						X							Level 1			C		

Practices	MH/COD Practices Currently Implemented or Planning to be Implemented in Washington						Rating Systems/Level of Support								Child or Adult	Endorsed by 3 or more sources		
	DASA ¹²	MHD ^{10,18,23,25}	JRA ^{23,24}	CA ^{23,26}	DOC ²⁸	Don't Know	WIMIRT	SAMHSA				T-Grant EBPEP Task Group	Children's EBP Expert Panel	Alcohol and Drug Abuse Institute (ADAI)			WSIPP	C= Child A= Adult B= Both
								DIG	Toolkit	NREPP (2007)	Model Programs							
Healing Lodge of the Seven Nations ¹⁹						X	Promising										C	
Helping the Non-Compliant Child ²²						X					Effective						C	
Home Instruction Training for Pre-School Youngsters ⁹						X						Level 1					C	
Home Visiting Family Support Program ⁷						X					Promising						C	
Home-Based Behavioral Systems Family Therapy ²²						X					Effective						C	
Houston Parent-Child Development Program ²²						X					Effective						C	
I Can Problem Solve ^{9,22}						X					Promising		Level 2				C	
Illinois Mental Health Juvenile Justice Initiative ⁷						X					Model							
Illness Self-Management/Illness Management & Recovery ^{3,7,27}		X									EBP	EBP		Effective			A	X
Improving Children's Mental Health through Parent and Community Empowerment ⁷						X							Emerging				C	
Improving Mood: Promoting Access to Collaborative Treatment (IMPACT) ^{7,19}						X	Promising						Evidence Based				A	

Practices	MH/COD Practices Currently Implemented or Planning to be Implemented in Washington						Rating Systems/Level of Support								Child or Adult	Endorsed by 3 or more sources		
	DASA ¹²	MHD ^{10,18,23,25}	JRA ^{23,24}	CA ^{23,26}	DOC ²⁸	Don't Know	WIMIRT	SAMHSA				T-Grant EBPEP Task Group	Children's EBP Expert Panel	Alcohol and Drug Abuse Institute (ADAI)			WSIPP	C= Child A= Adult B= Both
								DIG	Toolkit	NREPP (2007)	Model Programs							
In the Company of Their Peers: Geriatric Peer Counseling ¹⁹						X	Promising										A	
Incredible Years ^{7,9}		X										Evidence Based	Level 1				C	
Indiana Family Project ⁷						X						Model					C	
Individual Placement and Support (IPS) ^{7,22}						X					Effective	Evidence Based					A	
Ingersoll Gender Center ¹⁹						X	Promising										A	
Integrated Dual Disorders Treatment ^{3,9,13,19,27,29}	X	X					Not Rated	EBP	EBP			Effective		EBP	EBP		A	X
Integrated Group Therapy ⁷						X						Evidence Based					A	
Integrated Group Treatment for Bipolar and Substance Use Disorders ^{19,29}						X	Not Rated								EBP		A	
Integrated Program for Comorbid Schizophrenia & Substance Use ²⁹						X									EBP			
Integrated Treatment Model ¹¹			X														C	
Intensive Family Preservation Services ^{7,9}			X									Level 3	Level 1				C	
Interpersonal Therapy ^{7,9,19,29}						X	Promising					Level 1/ Effective	Level 1		EBP		B	X
Interpersonal-Social Rhythm Therapy ⁷						X						Effective					A	
Iowa's Elderly Outreach Project (IOP) ¹⁹						X	Promising										A	

Practices	MH/COD Practices Currently Implemented or Planning to be Implemented in Washington						Rating Systems/Level of Support								Child or Adult	Endorsed by 3 or more sources		
	DASA ¹²	MHD ^{10,18,23,25}	JRA ^{23,24}	CA ^{23,26}	DOC ²⁸	Don't Know	WIMIRT	SAMHSA				T-Grant EBPEP Task Group	Children's EBP Expert Panel	Alcohol and Drug Abuse Institute (ADAI)			WSIPP	C= Child A= Adult B= Both
								DIG	Toolkit	NREPP (2007)	Model Programs							
Jail Diversion Programs (e.g., Illinois MH Juvenile Justice Initiative) ⁷						X						Model				B		
Job-Loss Recovery Program ²²						X					Promising					A		
K' E' Project ¹⁹						X	Promising									C		
Kaiser Permanente Social Health Maintenance Organization ¹⁹						X	Promising									A		
Kids Intervention with Kids in School ²²						X					Promising					C		
Kimihqitahasultipon Program ¹⁹						X	Promising									C		
King Co Treatment Court ⁷						X						Model						
Kit Clark Senior Services ¹⁹						X	Promising									A		
LA-Westside Infant Family Network ⁷						X						Promising				C		
Leadership and Resiliency Program ²²						X					Model					C		
Lesbian, Gay, Bisexual, and Transgender - Affirmative/Feminist Therapies ¹⁹						X	Promising									A		
Let Each One Teach One ²²						X					Promising					C		
Life Givers ¹⁹						X	Promising									C		
Life Skills Training ^{9,19}						X	Promising					Level 4				C		

Practices	MH/COD Practices Currently Implemented or Planning to be Implemented in Washington						Rating Systems/Level of Support							Child or Adult	Endorsed by 3 or more sources			
	DASA ¹²	MHD ^{10,18,23,25}	JRA ^{23,24}	CA ^{23,26}	DOC ²⁸	Don't Know	WIMIRT	SAMHSA				T-Grant EBPEP Task Group	Children's EBP Expert Panel			Alcohol and Drug Abuse Institute (ADAI)	WSIPP	C= Child A= Adult B= Both
								DIG	Toolkit	NREPP (2007)	Model Programs							
Light Therapy for Depression ²⁹						X									EBP			
Linking the Interests of Families and Teachers (LIFT) ^{9,22}						X					Promising		Level 2			C		
Lions Quest Skills for Adolescence ²²						X					Model					C		
Listening Mothers ⁷						X						Emerging				C		
Little Havana Health Program ¹⁹						X	Promising									A		
Los Nino's Bien Educados Parenting Program ⁹						X							Level 4			C		
Matrix Model ³⁰						X				EBP								
Medication Algorithms ⁷						X						Evidence Based				A		
Medication Management ²⁷	X	X						EBP								B		
Medications for specific conditions ^{7,9,29}						X						Level 1	Level 1		EBP	B	X	
Mental Health Court ⁷						X						Promising				A		
Mentalization Partial-Hospitalization ⁷						X						Effective				A		
Miami-Dade Infant Mental Health Court ⁷						X						Promising				C		
Minimal Intervention Approach to Problem Gambling ²²						X					Promising					A		
Minneapolis American Indian Center ¹⁹						X	Promising									C		

Practices	MH/COD Practices Currently Implemented or Planning to be Implemented in Washington						Rating Systems/Level of Support							Child or Adult	Endorsed by 3 or more sources			
	DASA ¹²	MHD ^{10,18,23,25}	JRA ^{23,24}	CA ^{23,26}	DOC ²⁸	Don't Know	WIMIRT	SAMHSA				T-Grant EBPEP Task Group	Children's EBP Expert Panel			Alcohol and Drug Abuse Institute (ADAI)	WSIPP	C= Child A= Adult B= Both
								DIG	Toolkit	NREPP (2007)	Model Programs							
Mno Bmaadzid Endaad ¹⁹						X	Promising										C	
Mockingbird Family Model ⁷						X						Emerging					C	
Moral Reconciliation Therapy (MRT) ^{11,28}			X		X												B	
Motivational Enhancement Therapy (MET) ^{7,9}	X											Evidence Based	Level 2				B	
Motivational Interviewing (co-occurring) ^{7,19,29}						X	Not Rated					Effective			EBP		A	X
MOVE ⁷						X						Evidence Based					C	
Multidimensional Family Therapy ^{7,9,13,19,22}	X						Not Rated				Model	Level 2	Level 1	EBP			C	X
Multidimensional Treatment Foster Care ^{7,9}		X	X	X								Level 1	Level 1				C	
Multi-Family Group Treatment (MFG) ^{7,9,19,29}		X					Not Rated					Effective	Level 2		EBP		C	X
Multimodal Approaches (Medication & CBT & Parent Training) ^{7,9}						X						Level 1	Level 1				C	
Multimodal Substance Abuse Prevention ²²						X					Promising						C	
Multisystemic Therapy ^{7,9,19,22,27}	X	X	X	X			Best	EBP			Model	Evidence Based	Level 1				B	X
Music Therapy for Schizophrenia ²⁹						X									EBP			

Practices	MH/COD Practices Currently Implemented or Planning to be Implemented in Washington						Rating Systems/Level of Support								Child or Adult	Endorsed by 3 or more sources		
	DASA ¹²	MHD ^{10,18,23,25}	JRA ^{23,24}	CA ^{23,26}	DOC ²⁸	Don't Know	WIMIRT	SAMHSA				T-Grant EBPEP Task Group	Children's EBP Expert Panel	Alcohol and Drug Abuse Institute (ADAI)			WSIPP	C= Child A= Adult B= Both
								DIG	Toolkit	NREPP (2007)	Model Programs							
National Federation of Families for Children's Mental Health ⁷						X						Promising					TBD	
Native Visions-Wind River ¹⁹						X	Promising										C	
Natural Helpers Program ¹⁹						X	Promising										C	
Network Therapy ³⁰						X			EBP									
New York Community Mobile Crisis Team ⁷						X					Model							
Nurse-Family Partnership ^{7,9}		X									Evidence Based	Level 1					C	
Nurturing Parenting Programs ⁹		X										Level 2					C	
NYS PINS Diversion Program ⁷						X					Model							
Older Adult Outreach and Education Service ¹⁹						X	Promising										A	
Olweus Bullying Prevention ²²						X				Model							C	
On Lok Senior Services Program Day Health Center ¹⁹						X	Promising										A	
OSLC Treatment Foster Care ²²						X				Effective							C	
Outcomes-Based Treatment Plan (OBTP) ¹⁹						X	Promising										A	
Over 60 Health Center ¹⁹						X	Promising										A	

Practices	MH/COD Practices Currently Implemented or Planning to be Implemented in Washington						Rating Systems/Level of Support							Child or Adult	Endorsed by 3 or more sources			
	DASA ¹²	MHD ^{10,18,23,25}	JRA ^{23,24}	CA ^{23,26}	DOC ²⁸	Don't Know	WIMIRT	SAMHSA				T-Grant EBPEP Task Group	Children's EBP Expert Panel			Alcohol and Drug Abuse Institute (ADAI)	WSIPP	C= Child A= Adult B= Both
								DIG	Toolkit	NREPP (2007)	Model Programs							
Panic Control Treatment ¹⁹						X	Promising										A	
Parent & Teacher Behavior Management (e.g., Barkley curriculum) ⁹						X						Level 1					C	
Parent-Child Assistance Program ²²						X					Promising						C	
Parent-Child Interaction Therapy ^{7,9}		X										Level 1	Level 1				C	
Parent-Infant Psychotherapy ¹⁹						X	Promising										C	
Parenting Partnership ²²						X					Promising						C	
Parenting Through Change ³⁰						X				EBP								
Parenting Wisely ^{9,19}						X	Best						Level 1				C	
Parents Anonymous Adult Group ¹⁹						X	Best										A	
Parents as Teachers ^{7,9}						X						Evidence Based	Level 1				C	
Pathways ⁷						X						Evidence Based					C	
PeaceBuilders ²²						X					Promising						C	
Peacemakers ²²						X					Promising						C	
Peer Assistance and Leadership ²²						X					Promising						C	
Peer Coping Skills Training ⁹						X							Level 4				C	
Peer Support ⁷		X										Promising					A	
Peers Making Peace ²²						X					Promising						C	

Practices	MH/COD Practices Currently Implemented or Planning to be Implemented in Washington						Rating Systems/Level of Support								Child or Adult	Endorsed by 3 or more sources		
	DASA ¹²	MHD ^{10,18,23,25}	JRA ^{23,24}	CA ^{23,26}	DOC ²⁸	Don't Know	WIMIRT	SAMHSA				T-Grant EBPEP Task Group	Children's EBP Expert Panel	Alcohol and Drug Abuse Institute (ADAI)			WSIPP	C= Child A= Adult B= Both
								DIG	Toolkit	NREPP (2007)	Model Programs							
Perinatal Care Program ²²						X					Promising						C	
Personal Assistance Services (PAS) ⁷						X						Emerging					A	
Pharmacotherapy for Anxiety Disorder ²⁹						X									EBP			
Pharmacotherapy for Depression ²⁹						X									EBP			
Pharmacotherapy for Post Traumatic Stress Disorder ²⁹						X									EBP			
Pharmacotherapy for schizophrenia ²⁹						X									EBP			
Pivotal Response Intervention ⁹						X						Level 4					TBD	
Positive Behavioral Interventions and Supports (PBIS) ⁷						X						Evidence Based					C	
Positive Parenting Program (PPP) ⁹						X						Level 1					C	
Pre-admission Screening and Resident Review (PASRR) ¹⁹						X	Promising										C	
Preparing for the Drug Free Years ¹⁹						X	Best											
Prevention and Relationship Enhancement Program (PREP) ³⁰						X				EBP								

Practices	MH/COD Practices Currently Implemented or Planning to be Implemented in Washington						Rating Systems/Level of Support							Child or Adult	Endorsed by 3 or more sources			
	DASA ¹²	MHD ^{10,18,23,25}	JRA ^{23,24}	CA ^{23,26}	DOC ²⁸	Don't Know	WIMIRT	SAMHSA				T-Grant EBPEP Task Group	Children's EBP Expert Panel			Alcohol and Drug Abuse Institute (ADAI)	WSIPP	C= Child A= Adult B= Both
								DIG	Toolkit	NREPP (2007)	Model Programs							
Prevention of Suicide in Primary Care Elderly- Collaborative Trial (PROSPECT) ^{7,19}						X	Promising						Evidence Based				A	
Preventive Treatment Program ⁹						X							Level 4					
PRIDE Program ¹⁹						X	Promising										C	
Primary Care Research in Substance Abuse And Mental Health for Elders (PRISME) ¹⁹						X	Promising										A	
Program for All-Inclusive Care of Elderly ¹⁹						X	Promising										A	
Program to Encourage Active and Rewarding Lives for Seniors (PEARLS) ^{7,19}						X	Promising						Evidence Based				A	
Project 12-Ways ⁹						X							Level 2				C	
Project Achieve ^{7,22}						X					Model	Level 2					C	
Project Alert ^{19,22}						X	Best				Model						C	
Project Eagle ¹⁹						X	Promising										C	
Project Link ²²						X					Promising						C	
Project Making Medicine ¹⁹						X	Promising										C	
Project PACE ²²						X					Promising						C	
Project Venture: The National Indian Youth Leadership Project ^{19,22}						X	Best				Model						C	

Practices	MH/COD Practices Currently Implemented or Planning to be Implemented in Washington						Rating Systems/Level of Support							Child or Adult	Endorsed by 3 or more sources		
	DASA ¹²	MHD ^{10,18,23,25}	JRA ^{23,24}	CA ^{23,26}	DOC ²⁸	Don't Know	WIMIRT	SAMHSA				T-Grant EBPEP Task Group	Children's EBP Expert Panel			Alcohol and Drug Abuse Institute (ADAI)	WSIPP
								DIG	Toolkit	NREPP (2007)	Model Programs						
Prolonged Exposure Therapy ^{9,22}						X					Model		Level 2			B	
Promoting Alternative Thinking Strategies (PATH) ^{7,19}		X					Best						Level 2			C	
Promoting First Relationships (PFR) ⁷						X							Promising			TBD	
Promoting Maternal Mental Health in Pregnancy ⁷						X							Promising			A	
Protecting You, Protecting Me ²²						X					Model					C	
Psychogeriatric Assessment and Treatment in City Housing (PATCH) ¹⁹						X	Best									A	
Psychological Treatment of Post-Traumatic Stress Disorder ²⁹						X									EBP		
PTSD Stress-Management Therapy ²⁹						X									EBP		
Pueblo Zuni Recovery Center ¹⁹						X	Promising									C	
Purdue Brief Family Therapy ^{7,9}						X							Level 2	Level 2		C	
Reconnecting Youth ²²						X					Model					C	
Residential Student Assistance Program (RSAP) ²²						X					Model					C	

Practices	MH/COD Practices Currently Implemented or Planning to be Implemented in Washington						Rating Systems/Level of Support								Child or Adult	Endorsed by 3 or more sources		
	DASA ¹²	MHD ^{10,18,23,25}	JRA ^{23,24}	CA ^{23,26}	DOC ²⁸	Don't Know	WIMIRT	SAMHSA				T-Grant EBPEP Task Group	Children's EBP Expert Panel	Alcohol and Drug Abuse Institute (ADAI)			WSIPP	C= Child A= Adult B= Both
								DIG	Toolkit	NREPP (2007)	Model Programs							
Resolving Conflict Creatively Program (RCCP) ²²						X					Effective						C	
Resources for Enhancing Alzheimer's Caregiver Health (REACH) ¹⁹						X	Best										A	
Respite Care ⁷						X					Promising						TBD	
Responding in Peaceful and Positive Ways ²²						X					Model						C	
Rural Educational Achievement Project ²²						X					Effective						C	
Rural Elderly Outreach Project (REOP) ¹⁹						X	Promising										A	
Sacred Child Project ¹⁹						X	Promising										C	
Safe Children: Schools and Families Educating Children ²²						X					Model						C	
Safe Dates ^{22,30}						X				EBP	Model							
San Francisco General Hospital: Consultation/Liaison Program ¹⁹						X	Not Rated										A	
Santa Clara, CA Court for the Individualized Treatment of Adolescents ⁷						X						Model						
Say It Straight ²²						X					Promising						C	

Practices	MH/COD Practices Currently Implemented or Planning to be Implemented in Washington						Rating Systems/Level of Support								Child or Adult	Endorsed by 3 or more sources		
	DASA ¹²	MHD ^{10,18,23,25}	JRA ^{23,24}	CA ^{23,26}	DOC ²⁸	Don't Know	WIMIRT	SAMHSA				T-Grant EBPEP Task Group	Children's EBP Expert Panel	Alcohol and Drug Abuse Institute (ADAI)			WSIPP	C= Child A= Adult B= Both
								DIG	Toolkit	NREPP (2007)	Model Programs							
School Transitional Environmental Program (STEP) ⁹						X							Level 2			C		
School Violence Prevention Demonstration Program ²²						X					Effective					C		
Second Step ^{9,22,30}						X				EBP	Model		Level 2			C	X	
Seeking Safety: A Psychotherapy for Trauma/PTSD & Substance Abuse ^{13,19,30}						X	Promising			EBP				EBP		A	X	
Sembrando Salud ²²						X					Effective					C		
Senior Companion Program ¹⁹						X	Best									A		
Senior Services' Caregiver Outreach and Support Program ¹⁹						X	Promising									A		
Sequenced Treatment Alternatives to Reduce Depression ⁷						X						Evidence Based				A		
SISTERS ²²						X					Promising					C		
Skills Training/Social Skills Training ^{7,9}						X						Level 1/ Effective	Level 1			B		
Skills, Opportunities, and Recognition (SOAR) ²²						X					Effective					C		

Practices	MH/COD Practices Currently Implemented or Planning to be Implemented in Washington						Rating Systems/Level of Support								Child or Adult	Endorsed by 3 or more sources		
	DASA ¹²	MHD ^{10,18,23,25}	JRA ^{23,24}	CA ^{23,26}	DOC ²⁸	Don't Know	WIMIRT	SAMHSA				T-Grant EBPEP Task Group	Children's EBP Expert Panel	Alcohol and Drug Abuse Institute (ADAI)			WSIPP	C= Child A= Adult B= Both
								DIG	Toolkit	NREPP (2007)	Model Programs							
Social Adjustment Program for Southeast Asians ¹⁹						X	Not Rated									A		
Social Competence Promotion Program for Young Adolescents (SCPP-YA) ²²						X					Effective					C		
Sons of Tradition ¹⁹						X	Promising									C		
SOS: Signs of Suicide ²²						X					Promising					C		
Southeast Alaska Regional Health Consortium ¹⁹						X	Promising									B		
Southern Ute Spirit Youth Services Program ¹⁹						X	Promising									C		
Speak Up When You're Down ⁷						X						Promising				TBD		
Specialized Help for Alzheimer's in a Residential Environment (SHARE) ¹⁹						X	Promising									A		
STEEP model ⁷						X						Evidence Based				C		
Storytelling for Empowerment ^{19,22}						X	Promising									C		
Strengthening Families Program (SFP) ^{9,19,22}		X					Best				Model		Level 1			C	X	
Strengthening Hawaii Families ^{19,22}						X	Not Rated				Promising					C		
Strengthening Multiethnic Families and Communities (SMFC) ¹⁹						X	Best									B		

Practices	MH/COD Practices Currently Implemented or Planning to be Implemented in Washington						Rating Systems/Level of Support								Child or Adult	Endorsed by 3 or more sources		
	DASA ¹²	MHD ^{10,18,23,25}	JRA ^{23,24}	CA ^{23,26}	DOC ²⁸	Don't Know	WIMIRT	SAMHSA				T-Grant EBPEP Task Group	Children's EBP Expert Panel	Alcohol and Drug Abuse Institute (ADAI)			WSIPP	C= Child A= Adult B= Both
								DIG	Toolkit	NREPP (2007)	Model Programs							
Strengthening the Bonds of Chicano Youth & Families ²²						X					Promising					C		
Stress Inoculation Training ⁷						X						Effective				TBD		
Students Managing Anger & Resolution Together (SMARTteam) ^{22,30}						X				EBP	Model					C		
Supported Education ⁷						X						Promising				A		
Supported Employment ^{3,7,27,29}		X						EBP	EBP			Effective			EBP	A	X	
Supported Housing ^{7,27}		X						EBP				Emerging				A		
Supportive Expressive Psychotherapy ¹³						X								EBP		A		
Systematic Treatment Enhancement Program for Bipolar Disorder (STEP-BD) ¹⁹						X	Not Rated									A		
Talk Safe ¹⁹						X	Promising									A		
Targeted Parent Assistance ⁷						X						Emerging				C		
TARGET-T ⁷						X						Evidence Based				C		
Teaching Students To Be Peacemakers ²²						X					Model					C		
Teenage Health Teaching Modules ²²						X					Promising					C		
Texas Special Needs Diversionary Program ⁷						X						Model				C		

Practices	MH/COD Practices Currently Implemented or Planning to be Implemented in Washington						Rating Systems/Level of Support								Child or Adult	Endorsed by 3 or more sources		
	DASA ¹²	MHD ^{10,18,23,25}	JRA ^{23,24}	CA ^{23,26}	DOC ²⁸	Don't Know	WIMIRT	SAMHSA				T-Grant EBPEP Task Group	Children's EBP Expert Panel	Alcohol and Drug Abuse Institute (ADAI)			WSIPP	C= Child A= Adult B= Both
								DIG	Toolkit	NREPP (2007)	Model Programs							
The Eden Alternative ¹⁹						X	Promising									A		
The Historical Trauma & Unresolved Grief Intervention (HTUG) ⁹						X						Level 4				B		
The Multi-faceted primary Care Intervention ¹⁹						X	Promising									A		
The SHARE Model ¹⁹						X	Promising									A		
The TAMAR Project ^{7,19}						X	Not Rated					Evidence Based				A		
The Village ¹⁹						X	Not Rated									TBD		
Therapeutic Foster Care ^{7,27}		X										Level 1				C		
Tinkham Alternative High School ²²						X					Promising					C		
Token Economies ⁷						X						Effective				TBD		
Tool Good For Violence ²²						X					Model					C		
Transcend ¹⁹						X	Not Rated									A		
Trauma Focused Integrative Eclectic Therapy ^{7,9}						X						Level 3	Level 4			TBD		
Trauma Focused Play Therapy ^{7,9,22}						X					Model	Level 3	Level 4			C	X	
Trauma Recovery and Empowerment Model (TREM) ³⁰						X				EBP								
Treating Tobacco Use and Dependence ¹³						X								EBP		A		

Practices	MH/COD Practices Currently Implemented or Planning to be Implemented in Washington						Rating Systems/Level of Support							Child or Adult	Endorsed by 3 or more sources			
	DASA ¹²	MHD ^{10,18,23,25}	JRA ^{23,24}	CA ^{23,26}	DOC ²⁸	Don't Know	WIMIRT	SAMHSA				T-Grant EBPEP Task Group	Children's EBP Expert Panel			Alcohol and Drug Abuse Institute (ADAI)	WSIPP	C= Child A= Adult B= Both
								DIG	Toolkit	NREPP (2007)	Model Programs							
Turtle Mountain Safe Communities Program ¹⁹						X	Promising										C	
Twelve Feathers Program ¹⁹						X	Promising										C	
UCLA Family Development Project ⁷						X						Emerging					C	
United American Indian Involvement ¹⁹						X	Promising										A	
United States Air Force Suicide Prevention Program ³⁰						X				EBP								
Urban Women Against Substance Abuse (UWASA) ²²						X					Promising						A	
Welcome Baby ⁷						X						Emerging					C	
Wellness Recovery Action Plan (WRAP) ⁷		X										Promising					A	
With Eagle's Wings ¹⁹						X	Best										C	
Woodrock Youth Development Program ²²						X					Promising						C	
Wraparound Services/Wraparound Process ^{7,19}		X					Promising					Promising					B	
Yale Child Study Center Parents First Program ⁷						X						Promising					C	
Young Parents Project ⁷						X						Evidence Based					C	
Youth Care Model ⁷						X						Emerging					C	
Youth Relationships Project ⁹						X							Level 2				C	
Zuni Life Skills Curriculum ¹⁹						X	Promising										C	

Part 1b: Rating Systems Definition

WIMIRT¹⁹

The WIMIRT Best and Promising Practices Report included two definitions*

1. Best Practices are strategies and programs that are deemed research-based by scientists and researchers through a number of organizations including NIMH, NIDA, American Psychological Association, National Association of Social Workers, CSAP, NCAP, OJJDP, and DOE.
2. Promising Practices are programs that seem effective, but do not have enough outcome data or have not been sufficiently evaluated to be deemed a best practice. Ideally, these programs or strategies have some quantitative data showing positive outcomes over a period, but do not have enough research or replication to support generalized outcomes.

*Note: If a rating was not specified for a particular practice, "Not Rated" was entered.

SAMHSA^{3,22,27,30}

SAMHSA has at least 4 initiatives to disseminate and/or collect information about EBP utilization:

1. DIG - Every State has to report data on 10 practices as a requirement of the SAMHSA Data Infrastructure Grant (DIG). They are ACT, Supported Employment, Supported Housing, Family Psychoeducation, Medication Management, Therapeutic Foster Care, MST, FFT, Integrated Dual Disorders Treatment & Illness Management & Recovery. The DIG identifies all of these practices as EBPs.
2. Toolkits- SAMHSA has created toolkits for five mental health practices, all of which are identified as EBPs: Illness Management & recovery, Family Psychoeducation, Integrated Dual Disorder, Treatment, ACT, & Supported Employment.
3. Model Programs- the National Registry of Evidence Based Programs and Practices (NREPP) has three definitions of evidence based programs*:
 - A. Promising = Programs in this category have been implemented and sufficiently evaluated. The programs have shown positive outcomes, but do not have the consistently positive findings required for an Effective Program status.
 - B. Effective = Programs in this category have been implemented, evaluated, and show consistently positive outcomes. The developers of these programs have not yet agreed to work with SAMHSA to disseminate their programs on an extensive basis.
 - C. Model = Programs in this category are well-implemented and well-evaluated. These programs have been reviewed by the National Registry of Evidence-based Programs and Practices (NREPP) and have agreed to provide quality materials, training, and technical assistance for nationwide implementation.
4. NREPP - SAMHSA revised NREPP in 2007 (formerly called Model Programs). To be considered, the practice had to meet the following conditions:
 - A. demonstrate one or more positive outcomes ($p \leq .05$) in mental health and/or substance use behavior among individuals, communities, or populations;
 - B. Intervention results have been published in a peer-reviewed publication or documented in a comprehensive evaluation report; AND
 - C. documentation (e.g., manuals, process guides, tools, training materials) of the intervention and its proper implementation is available to the public to facilitate dissemination.

*Note: Practices that were judged to be exclusively Alcohol and/or Drug treatments were excluded.

TG ECBPEP Task Group⁷

The Evidence/Consensus-Based/Promising/Emerging Practices (ECPEP) Task Group report presented 4 different rating systems.*

1. Evidence-Based=Most support; Promising=less support; Emerging=Least Support
2. Level 1=Best Support; Level 2=Good/Moderate Support; Level 3=Promising Practice
3. The Juvenile Justice section presented Model programs (e.g., Texas Special Needs Diversionary Program)
4. Effective= Most Support; Promising=less support; Emerging= Least Support

*Note: When possible, the highest rating was chosen.

Children's EBP Expert Panel⁹

The Children's EBP Expert Panel rated each practice from 1 to 5, depending on the problem area: Level 1= best empirical support, Level 2= good or moderate support, Level 3= moderate support for other populations or conditions, level 4= innovative practices, and Level 5= practices having known risks.

Only practices between 1-4 were included in this document (a rating of 5 was a practice with known risks). If the practice was given more than one level assignment, the highest was entered.

Alcohol and Drug Abuse Institute (ADAI)¹³

All the practices on the ADAI database are identified as Evidence-Based Practices (EBPs) and meet the following criteria:

1. they are supported by research, often through randomized controlled trials and quasi-experimental studies.
2. they result in meaningful outcomes
3. they are standardized (e.g., thorough instructions).
4. they have been studied in more than one setting (i.e. replicated).
5. they can be monitored with fidelity.

Only practices that were applicable to co-occurring MH/SA populations were included in the current document.

Washington State Institute for Public Policy (WSIPP)²⁹

Practices that met the following criteria were included in the meta-analyses; 1) studies had to have a control or comparison group; 2) enough information to calculate effect sizes; 3) the analysis had to include treatment drop-outs, not just treatment completers

Part 1c: References

- ^[1] U.S. Department of Health and Human Services. (1999). *Mental Health: A Report of the Surgeon General*. Rockville, MD: U.S. Department of Health and Human Services, Substance Abuse and Mental Health Services Administration, Center for Mental Health Services, National Institutes of Health, National Institute of Mental Health.
- ^[2] New Freedom Commission on Mental Health, *Achieving the Promise: Transforming Mental Health Care in America*. Final Report. (2003). DHHS Pub. No SMA-03-3832. Rockville, MD.
- ^[3] Substance Abuse and Mental Health Services Administration. (2006). *Evidence-based Practices: Shaping mental health services toward recovery*. Retrieved December 11, 2006 from <http://mentalhealth.samhsa.gov/cmhs/communitysupport/toolkits/>
- ^[4] Washington's Mental Health Transformation Project: Partnerships for Recovery and Resiliency (2006). Governor Frames Direction for Transformation – TWG Establishes Year 2 Priorities. Downloaded January 14, 2007 from <http://mhtransformation.wa.gov/>
- ^[5] Institute of Medicine (2001). *Crossing the Quality Chasm: A New Health System for the 21st Century*. Washington, D.C.: National Academy Press.
- ^[6] Drake, R. E., Merrens, M. R., and Lynde, D.W.. (2005) *Evidenced-Based Mental Health Practice*. WW Norton & Co. p.67
- ^[7] Evidence/Consensus Based/Promising/Emerging practices (ECBPEP) Supplemental Report to the Transformation Work Group (2006). Retrieved from <http://www.mhtransformation.wa.gov/MHTG/strategies.shtml>
- ^[8] Roberts, A.R & Yeager, K. (2004). Systematic reviews of evidence-based studies and practice-based research: How to search for, develop, and use them. In Roberts, A.R. & Yeager, K.R. (Eds.). *Evidence-Based Practice Manual: Research and Outcome Measures in Health and Human Services*. (pp.3-14). Oxford: Oxford University Press.
- ^[9] Report of the Children's Evidence-Based Practices Expert Panel-Update. (2006). Retrieved January 11, 2007 from the MHT Evaluation Task Group Listserv.
- ^[10] Voss, W.D. & McBride, D (2006). *Evidence-Based Practices Used by Washington State Mental Health Providers: Survey Findings*. Report prepared for the Washington State Mental Health Division.
- ^[11] Juvenile Rehabilitation Administration – Integrated Treatment Model Report. (2002). Retrieved January 13, 2007 from http://www1.dshs.wa.gov/pdf/jra/ITM_Design_Report.pdf
- ^[12] Division of Alcohol and Substance Abuse. (2006). *DASA Adolescent Substance Abuse Treatment Statewide Coordination Project: Treatment Improvement Survey Findings*. Retrieved January 2, 2007 from <http://theteenline.org/csatsite/Treatment%20Improvement%20Survey%20Findings.pdf>.
- ^[13] University of Washington Alcohol and Drug Abuse Institute. *Evidence Based Practices for Treating Substance Use Disorders: Matrix of Interventions*, August 2006. Retrieved January 16, 2007 from <http://adai.washington.edu/ebp/matrix.pdf>
- ^[14] Aos, S., Miller, M., & Drake, E. (2006). *Evidence-based public policy options to reduce future prison construction, criminal justice costs, and crime rates*. Olympia: Washington Institute for Public Policy.
- ^[15] Center for Substance Abuse Treatment. *Understanding Evidence-Based Practices for Co-Occurring Disorders*. COCE Overview Paper 5. Rockville, MD: Substance Abuse and Mental Health Services Administration, and Center for Mental Health Services, 2006.
- ^[16] Tuunainen, A., Kripke, D.F., Endo, T. Light therapy for non-seasonal depression. *Cochrane Database of Systematic Reviews* (2004), Issue 2. Art. No.: CD004050. DOI: 10.1002/14651858.CD004050.pub2.

- ^[17] Abbass, A.A., Hancock, J.T., Henderson, J. Kisely, S. Short-term psychodynamic psychotherapies for common mental disorders. Cochrane Database of Systematic Reviews, 2006, issue 4. Art. No.:CD004687. DOI: 10.1002/14651858.CD004687.pub3
- ^[18] The Voices: 2006 Washington State Mental Health Resource and Needs Assessment Study. DSHS/RDA Report No. 3.31.
- ^[19] A Literature Review and Resource Guide for Evidence Based Best and Promising Mental Health Practices (2003). Washington Institute for Mental Illness Research and Training retrieved from <http://www1.dshs.wa.gov/pdf/hrsa/mh/Bestpracreport.pdf> on January 9, 2007.
- ^[20] Scott, K. & LeCroy, C.W. (2004). Evidence-based practice and manualized treatment with children. In Roberts, A.R. & Yeager, K.R. (Eds.). Evidence-Based Practice Manual: Research and Outcome Measures in Health and Human Services. (pp.246-252). Oxford: Oxford University Press.
- ^[21] Munson, C.E. (2004). Evidence-based treatment for traumatized and abused children. Roberts, A.R. & Yeager, K.R. (Eds.). Evidence-Based Practice Manual: Research and Outcome Measures in Health and Human Services. (pp.252-263). Oxford: Oxford University Press.
- ^[22] SAMHSA's Model Programs. Retrieved on January 19, 2007 from <http://www.modelprograms.samhsa.gov/>
- ^[23] DSHS Children's Mental Health Initiative. Retrieved on January 19, 2007 from <http://www1.dshs.wa.gov/WorkingTogether/MHGroup.html>.
- ^[24] Schmidt, H. - Clinical Director Juvenile Rehabilitation Administration (JRA), (personal communication, January 18, 2007)
- ^[25] Christian, A. - CEO of Washington Community Mental Health Council, (personal communication, January 12, 2007)
- ^[26] Intensive Family Preservation Services Retrieved on January 19, 2007 from http://www1.dshs.wa.gov/ca/services/srvAdlsFAQ.asp#Preservation_Services
- ^[27] Data Infrastructure Grant (DIG) Guidelines for Reporting Evidence-Based Practices (2006). Retrieved on January 19, 2007 from www.nri-inc.org/SDICC/SDICC06/EBPReportingGuidelinesFinal.doc
- ^[28] Washington State Department of Corrections (DOC) Program. Retrieved January 19, 2007 from <http://www.doc.wa.gov/general/guide/programs.htm>
- ^[29] Steve Aos, Jim Mayfield, Marna Miller, and Wei Yen. (2006). Evidence-based treatment of alcohol, drug, and mental health disorders: Potential benefits, costs, and fiscal impacts for Washington State. Olympia: Washington State Institute for Public Policy.
- ^[30] SAMHSA's New National Registry of Evidence-Based Programs and Practices (2007). Retrieved on March 5, 2007 from <http://nrepp.samhsa.gov/listofprograms.asp>

Part 2: Evidence Based Practices Inclusion Criteria

	Score3 Number of EBP (3) Selections	Score2 Number of "Promising" (2) Selections	Score1 Number of "Emerging" (1) Selections	Total_Count Total Number of Endorsements	Numeric_Score Total Score	Washington Currently offered in Washington State
Aggression Replacement Training7,9	2.00	.00	.00	2.00	6.00	1
Assertive Community Treatment(ACT/PACT)3,7,19,27, 29	5.00	.00	1.00	6.00	16.00	1
Behavioral Treatment for Substance Abuse in Schizophrenia7,19,29	2.00	.00	1.00	3.00	7.00	0
Brief Strategic Family Therapy9,13,19,22	3.00	.00	1.00	4.00	10.00	0
Cognitive Behavior Therapies7,9,19,22,29,30	3.00	1.00	.00	4.00	11.00	1
Contingency Management (co- occurring)7,9,13	2.00	.00	1.00	3.00	7.00	1
Dare to Be You19,22,30	3.00	.00	.00	3.00	9.00	0
Dialectical Behavioral Therapy7,9,13,19,30	4.00	1.00	1.00	6.00	15.00	1
Eye Movement Desensitization & Reprocessing (EMDR)7,9	1.00	1.00	.00	2.00	5.00	1
Family Integrated Transitions7,9	1.00	1.00	.00	2.00	5.00	1
Family Psychoeducation3,7,27	3.00	.00	.00	3.00	9.00	1
Functional Family Therapy7,9,19,27	4.00	.00	.00	4.00	12.00	1
Gatekeeper program7,19,22	1.00	2.00	.00	3.00	7.00	0
Illness Self-Management/Illness Management & Recovery3,7,,27	3.00	.00	.00	3.00	9.00	1
Incredible Years7,9	2.00	.00	.00	2.00	6.00	1
Integrated Dual Disorders Treatment3,9,13,19,27,29	5.00	.00	1.00	6.00	16.00	1
Interpersonal Therapy7,9,19,29	3.00	1.00	.00	4.00	11.00	0

	Score3 Number of EBP (3) Selections	Score2 Number of "Promising" (2) Selections	Score1 Number of "Emerging" (1) Selections	Total_Count Total Number of Endorsements	Numeric_Score Total Score	Washington Currently offered in Washington State
Medications for specific conditions7,9,29	3.00	.00	.00	3.00	9.00	0
Motivational Enhancement Therapy (MET)7,9	1.00	1.00	.00	2.00	5.00	1
Motivational Interviewing (co- occurring)7,19,29	2.00	.00	1.00	3.00	7.00	0
Multi-Family Group Treatment (MFG)7,9,19,29	2.00	1.00	1.00	4.00	9.00	1
Multidimensional Family Therapy7,9,13,19,22	3.00	1.00	1.00	5.00	12.00	1
Multidimensional Treatment Foster Care7,9	2.00	.00	.00	2.00	6.00	1
Multisystemic Therapy7,9,19,22,27	5.00	.00	.00	5.00	15.00	1
Nurse-Family Partnership7,9	2.00	.00	.00	2.00	6.00	1
Parent-Child Interaction Therapy7,9	2.00	.00	.00	2.00	6.00	1
Promoting Alternative Thinking Strategies (PATH)7,19	1.00	1.00	.00	2.00	5.00	1
Second Step9,22,30	2.00	1.00	.00	3.00	8.00	0
Seeking Safety: A Psychotherapy for Trauma/PTSD & Substance Abuse13,19,30	2.00	1.00	.00	3.00	8.00	0
Strengthening Families Program (SFP)9,19,22	3.00	.00	.00	3.00	9.00	1
Supported Employment3,7,27,29	4.00	.00	.00	4.00	12.00	1
Therapeutic Foster Care7,27	2.00	.00	.00	2.00	6.00	1

Part 3: Evidence Based Practices Definitions

Aggression Replacement Training¹

An intervention designed for aggressive adolescents and children. Its component procedures are: 1) Skill Streaming- which teaches a curriculum of prosocial, interpersonal skills (i.e. what to do instead of aggression); 2) Anger Control Training - to teach youth what not to do if provoked; and 3) Moral Reasoning Training - to promote values that respect the rights of others, and help youths want to use the interpersonal and anger management skills taught.

Assertive Community Treatment (ACT or PACT)^{2,9}

A multi-disciplinary team based approach to the provision of treatment, rehabilitation and support services. In this approach, normally used with clients with severe and persistent mental illness, the treatment team typically provides all client services using a highly integrated approach to care. Key aspects are low caseloads, 24 hour service availability, and the availability of the services in a range of settings.

Brief Strategic Family Therapy^{3,4}

A family-based intervention aimed at preventing and treating child and adolescent (ages 8-17) behavior problems, particularly substance use and its associated problems such as antisocial/aggressive behavior. BSFT uses the therapeutic techniques of: 1) Joining – forming a therapeutic alliance with all family members; 2) Diagnosis – identifying interactional patterns that encourage problematic youth behavior; and 3) Restructuring – changing family interactions that are related to the problematic behavior.

Cognitive Behavior Therapy (CBT)⁵

A form of psychotherapy focusing on decreasing symptoms and improving quality of life by changing a person's thoughts and behaviors. The treatment involves a collaborative agreement on treatment goals which the patient tracks each week, learning and practicing new skills and ways of thinking in the treatment session and practicing via homework assignments throughout the week. Many EBP's on this list are based on CBT. For this survey, only rate this if CBT is used in your site separate from another EBP in this list.

Contingency Management (CM)⁵

A broad group of behavioral interventions that structure the client's environment in such a way as to encourage change. CM includes setting specific, objective goals, the systematic reinforcement of desired behaviors, and specific, objective consequences for not meeting these goals.

Dare to Be You⁶ Error! Bookmark not defined.

DARE To Be You (DTBY) is a multilevel prevention program that serves high-risk families with children 2 to 5 years old. Program objectives focus on children's developmental attainments and aspects of parenting that contribute to youth resilience to later substance abuse, including parental self-efficacy, effective child rearing, social support, and problem-solving skills.

Dialectical Behavioral Therapy (DBT)⁷

DBT is cognitive-behavioral therapy for individuals exhibiting self-injurious behaviors, such as self-cutting, suicidal thoughts, urges to suicide, and suicide attempts. Standard DBT is provided via four modes of treatment: weekly individual therapy, weekly skills training, phone coaching as needed, and a weekly therapist consultation team.

Eye Movement Desensitization & Reprocessing (EMDR)⁸Error! Bookmark not defined.

Eye Movement Desensitization and Reprocessing (EMDR) is a psychotherapy treatment that was originally designed to alleviate the distress associated with traumatic memories. EMDR uses a three pronged protocol: (1) the past events that have laid the groundwork for dysfunction are processed, forging new associative links with adaptive information; (2) the current circumstances that elicit distress are targeted, and internal and external triggers are desensitized; (3) imaginal templates of future events are incorporated, to assist the client in acquiring the skills needed for adaptive functioning.

Family Integrated Transitions⁹

The Family Integrated Transitions (FIT) program provides integrated individual and family services to juvenile offenders who have mental health and chemical dependency disorders during their transition from incarceration back into the community. FIT is based on components of three programs: multisystemic therapy (MST), dialectical behavior therapy (DBT), and motivational enhancement therapy (MET).

Family PsychoeducationError! Bookmark not defined.¹⁰

Offered as part of an overall clinical treatment plan for individuals with mental illness to achieve the best possible outcome through the active involvement of family members in treatment and management and to alleviate the suffering of family members by supporting them in their efforts to aid the recovery of their loved ones. Core characteristics of family Psycho Education programs include the provision of emotional support, education, resources during periods of crisis, and problem-solving skills.

Functional Family Therapy (FFT)¹⁰

Functional Family Therapy (FFT) is an outcome-driven prevention/intervention program for youth who have demonstrated the entire range of maladaptive, acting out behaviors and related syndromes. Treatment occurs in phases where each step builds on one another to enhance protective factors and reduce risk by working with both the youth and their family. The phases are engagement, motivation, assessment, behavior change, and generalization.

Gatekeeper Program³

The Gatekeeper Program is a community-wide system of proactive case finding to identify at-risk older adults who remain invisible to the service delivery systems created to serve them. Gatekeepers are non-traditional referral sources that come into contact with older adults through their everyday work activities.

Illness Self-Management/Illness Management & Recovery¹⁰

Illness Self-Management is a broad set of rehabilitation methods aimed at teaching individuals with a mental illness, strategies for collaborating actively in their treatment with professionals, for reducing their risk of relapses and re-hospitalizations, for reducing severity and distress related to symptoms, and for improving their social support. Services include a specific curriculum that can include mental illness facts, recovery strategies, using medications, stress management and coping skills. It is critical that a specific curriculum is being used for these components to be counted for reporting.

Improving Mood: Promoting Access to Collaborative Treatment (IMPACT)³

With this model primary care patients have up to 12 months of access to a depression care manager who is supervised by a psychiatrist and primary care liaison. The care manager provides medication support and/or counseling and depression management in collaboration with the primary care physician.

Incredible Years¹¹

Incredible Years features three comprehensive, multifaceted, developmentally based curricula for parents, teachers, and children. The program is designed to promote emotional and social competence and to prevent, reduce, and treat aggressive, defiant, oppositional, and impulsive behaviors in young children 2 to 8 years old.

Integrated Dual Diagnosis Treatment¹⁰

Dual diagnosis treatments combine or integrate mental health and substance abuse interventions at the level of the clinical encounter. Hence, integrated treatment means that the same clinicians or teams of clinicians, working in one setting, provide appropriate mental health and substance abuse interventions in a coordinated fashion.

Interpersonal Therapy^{3,12}

Interpersonal therapy (IPT) is a time-limited (12-16 weeks) treatment that suggests that a client's interpersonal relationships may play a significant role in the onset and maintenance of depressive symptoms. Problem areas addressed in IPT are the client's difficulty in interpersonal functioning, unresolved grief, role transitions, and interpersonal deficits.

Medications for specific conditions

Pharmacotherapy for a variety of psychiatric conditions including depression, bipolar disorder, anxiety, and schizophrenia.

Motivational Enhancement Therapy (MET)¹³

MET is based on principles of cognitive and social psychology whereby the counselor seeks to develop a discrepancy in the client's perceptions between current behavior and significant personal goals. As applied to drug abuse, MET seeks to alter the harmful use of drugs. The intervention is typically brief, limited to two to four sessions that each last 1 hour. MET differs from Motivational Interviewing (see below).

Motivational Interviewing¹⁴

Motivational interviewing is a directive, client-centered counseling style for eliciting behavior change by helping clients to explore and resolve ambivalence. Motivational Interviewing differs MET (see above).

Multidimensional Family Therapy (MDFT)¹⁵ Error! Bookmark not defined.

MDFT is a comprehensive and flexible, family-based program designed for substance-abusing adolescents or those at high risk for substance use and other problem behaviors. MDFT interventions target research-derived risk factors and processes that have created and perpetuate substance use and related problems such as conduct disorder and delinquency.

Multidimensional Treatment Foster Care¹⁶

The goal of the MTFC program is to decrease problem behavior and to increase developmentally appropriate normative and prosocial behavior in children and adolescents who are in need of out-of-home placement. Youth come to MTFC via referrals from the juvenile justice, foster care, and mental health systems.

Multisystemic Therapy (MST)¹⁰

Multisystemic Therapy is an intensive family- and community-based treatment that addresses the multiple determinants of serious antisocial behavior. The Multisystemic approach views individuals as being nested within a complex network of interconnected systems that encompass individual, family, and extrafamilial (peer, school, neighborhood) factors. The goal is to facilitate change in this natural environment to promote individual change.

Nurse-Family Partnership¹⁷

The program provides first-time, low income mothers with home visitation services from public health nurses. NFP nurses work intensively with mothers to improve maternal, prenatal, and early childhood health and well-being, focusing on therapeutic relationships with the family that are designed to improve family functioning in areas of health, home and neighborhood environment, family and friend support, parental roles and major life events. The nurse remains with the mother through the first 2 years of the target child's life.

Parent-Child Interaction Therapy¹⁸

Parent-Child Interaction Therapy (PCIT) is a treatment for conduct-disordered young children that places an emphasis on improving the quality of the parent-child relationship and changing parent-child interaction patterns. In PCIT, parents are taught specific skills to establish a nurturing and secure relationship with their child while increasing their child's prosocial behavior and decreasing negative behavior.

Promoting Alternative Thinking Strategies (PATHS)¹⁹

PATHS is comprehensive program for educators and counselors working with elementary school aged children (5 – 12 years old) to facilitate the development of self-control, emotional awareness, and interpersonal problem-solving skills. PATHS seeks to reduce aggression and behavior problems while simultaneously enhancing emotional development and the educational process in the classroom.

Second Step²⁰

Second Step is a classroom-based social-skills program for children 4 to 14 years of age that teaches socioemotional skills aimed at reducing impulsive and aggressive behavior while increasing social competence. It consists of in-school curricula, parent training, and skill development.

Seeking Safety: A Psychotherapy for Trauma/PTSD and Substance Abuse³

Seeking Safety is a present-focused therapy designed to help people attain safety from PTSD and substance abuse. Key principles include: Safety as the larger goal; working on PTSD and substance at the same time; a focus on ideals to counteract the loss of ideals from the experience of having PTSD and a substance use disorder; and addressing cognitive, behavioral, interpersonal, and case management for client functioning.

Strengthening Families Program (SFP)²¹

The Strengthening Families Program (SFP) involves elementary school children, 6 to 12 years of age, and their families in 14 family training sessions using family systems and cognitive behavioral approaches to increase resilience and reduce risk factors. It seeks to improve family relationships, parenting skills, and youth's social and life skills.

Supported Employment¹⁰

Supported Employment is designed to help consumers with mental illness find and keep competitive employment within their communities. Supported Employment programs use a team approach for treatment, with employment specialists responsible for carrying out all vocational services from intake through follow-along, and everyone who desires to work is offered employment services. Job placements are: community-based (i.e., not sheltered workshops, not onsite at SE or other treatment agency offices), competitive (i.e., jobs are not exclusively reserved for SE clients, but open to public), occur in normalized settings, and utilize multiple employers, and that the search for competitive jobs occurs rapidly after program entry.

Therapeutic Foster Care¹⁰

Children in Therapeutic Foster Care are placed with parents who are trained to work with children with special needs. Usually, each foster home takes one child at a time, and caseloads of supervisors in agencies overseeing the program remain small. Frequent contact between case managers or care coordinators and the treatment family is expected, and additional resources and traditional mental health services may be provided as needed.

REFERENCES

-
- ¹ The United States Center for Aggression Replacement Training website. Description retrieved February 9, 2007 from <http://www.uscart.org> on February 8, 2007.
- ² SAMHSA Toolkits, Retrieved February 8, 2007 at <http://mentalhealth.samhsa.gov/cmhs/communitysupport/toolkits/about.asp>
- ³ A Literature Review and Resource Guide for Evidence Based Best and Promising Mental Health Practices (2003). Washington Institute for Mental Illness Research and Training retrieved January 9, 2007 at <http://www.l.dshs.wa.gov/pdf/hrsa/mh/Bestpracereport.pdf>
- ⁴ The Substance Abuse and Mental Health Services Administration's (SAMHSA) Model Programs. Description retrieved April 30, 2007 at <http://modelprograms.samhsa.gov/pdfs/model/Bsft.pdf>
- ⁵ Roberts, A.R. & Yeager, K. (2004). *Evidence-Based Practice Manual: Research and Outcome Measures in Health and Human Services*. Oxford University Press, New York: NY.
- ⁶ The Substance Abuse and Mental Health Services Administration's (SAMHSA's) National Registry of Evidence Based Programs and Practices (NREPP). Retrieved April 30, 2007 at http://nrepp.samhsa.gov/programfulldetails.asp?PROGRAM_ID=79.
- ⁷ Behavioral Tech LLC website. Description retrieved April 30, 2007 at http://www.behavioraltech.com/downloads/dbtFaq_Cons.pdf
- ⁸ Eye Movement Desensitization and Reprocessing Institute website. Description retrieved April 30, 2007 at <http://www.emdr.com/q&a.htm#q1>.
- ⁹ Helping Americas Youth: Family Integrated Transitions. Description retrieved April 27, 2007 from the at <http://guide.helpingamericasyouth.gov/programdetail.cfm?id=710>
- ¹⁰ Data Infrastructure Grant (DIG) Guidelines for Reporting Evidence-Based Practices (2006). Retrieved on January 19, 2007 from www.nri-inc.org/SDICC/SDICC06/EBPReportingGuidelinesFinal.doc
- ¹¹ The Substance Abuse and Mental Health Services Administration's (SAMHSA's) Model Programs. Retrieved on January 31, 2007 from <http://modelprograms.samhsa.gov/pdfs/model/IncYears.pdf>.
- ¹² Klerman, G.L., Weissman, M.M., Rounsaville, B.J., & Chevron, E.S. (1984). *Interpersonal psychotherapy of depression*. New York: Basic Books.
- ¹³ Description retrieved April 30, 2007 from <http://www.nida.nih.gov/ADAC/ADAC9.html>
- ¹⁴ Description retrieved April 30, 2007 from <http://www.motivationalinterview.org/clinical/whatismi.html>
- ¹⁵ The Substance Abuse and Mental Health Services Administration's (SAMHSA) Model Programs. Description retrieved May 2, 2007 from <http://modelprograms.samhsa.gov/pdfs/model/multi.pdf>
- ¹⁶ Description retrieved on April 30, 2007 from <http://www.mtfc.com/overview.html>
- ¹⁷ The Substance Abuse and Mental Health Services Administration's (SAMHSA) Model Programs. Description retrieved May 2, 2007 from <http://modelprograms.samhsa.gov/pdfs/model/NurseFP.pdf>
- ¹⁸ Description retrieved on April 30, 2007 from <http://pcit.phhp.ufl.edu/>
- ¹⁹ The Substance Abuse and Mental Health Services Administration's (SAMHSA) Model Programs. Description retrieved April 30, 2007 from <http://modelprograms.samhsa.gov/pdfs/model/PATHS.pdf>
- ²⁰ The Substance Abuse and Mental Health Services Administration's (SAMHSA) Model Programs. Description retrieved May 2, 2007 from http://nrepp.samhsa.gov/programfulldetails.asp?PROGRAM_ID=80
- ²¹ The Substance Abuse and Mental Health Services Administration's (SAMHSA) Model Programs. Description retrieved May 2, 2007 from <http://modelprograms.samhsa.gov/pdfs/model/StrengthFP.pdf>

APPENDIX C

Evidence-Based Practices Survey Instrument

**Inventory of Evidence Based Practices
(I-EBP)**

June, 2007

Mental Health Transformation Project
Mental Health Division (MHD)
Division of Alcohol and Substance Abuse (DASA)
Juvenile Rehabilitation Administration (JRA)
Children's Administration (CA)

Provider Agency

--ATTENTION--

**PLEASE PROVIDE THE AGENCY NAME AND ADDRESS
OF THE AGENCY THAT YOU ARE REPRESENTING**

Agency Name:

Address:

City:

State:

Zip:

PLEASE READ THIS ENTIRE PAGE BEFORE
COMPLETING THE QUESTIONNAIRE

INSTRUCTIONS

- The questions in this survey ask about “this agency”. By “this agency” we mean the specific agency name and location that you have provided on the front cover. If you have any questions about how the term “this agency” applies to your program, please call 1-253-761-7590.
- Please answer ONLY for the specific agency whose name and location are provided on the front cover.
- Although we prefer that you complete the questionnaire online, you may choose to return it in any one of following three ways:
 1. Enter your responses online. To access the survey, enter your agency’s unique Login ID at the following web address:

<http://survey4.spss-asp.com/Survey?I.Project=P4840002A>

2. Email survey as an attached document to mertzh@u.washington.edu
3. Mail or fax completed survey to:

The Washington Institute for Mental Illness Research & Training
ATTN: EBP PROJECT
9601 Steilacoom Blvd. SW
Tacoma, WA 98498-7213
FAX: 253-756-3987

- Please keep a copy for your records.
- If you have any questions, contact:

THE WASHINGTON INSTITUTE FOR MENTAL ILLNESS RESEARCH
AND TRAINING (WIMIRT)
1-253-761-7590

SECTION A: AGENCY CHARACTERISTICS

Section A asks about characteristics of individual agencies and should be completed for this agency only.

1. SERVICES PROVIDED: Which of the following services are offered by this agency?

MARK ALL THAT APPLY

Intake, assessment, or referral	Chemical Dependency Treatment	Mental Health Treatment	Co-occurring Disorders Treatment	Other (please specify)
<input type="checkbox"/>	<input type="checkbox"/>	<input type="checkbox"/>	<input type="checkbox"/>	

2. SOLO PRACTICE: Is this a solo practice, meaning an office with a single practitioner or therapist?

MARK ONE ONLY

No

Yes

3. POPULATION: What is the population of the service area for your agency?

MARK ONE ONLY

1. Population less than 5,000	<input type="checkbox"/>
2. Population between 5,001 and 50,000	<input type="checkbox"/>
3. Population between 50,001 and 500,000	<input type="checkbox"/>
4. Population greater than 500,000	<input type="checkbox"/>

SECTION B: Utilization

In this next section, there are questions about specific practices being offered by this agency only, that is, the treatment agency or program listed on the front cover.

4. UTILIZATION OF EBPs: In the list below, please indicate which of following evidence based practices* (EBPs) your agency currently provides. Also indicate whether program fidelity is assessed or monitored (i.e., the practice is being implemented as intended according to established guidelines and/or manuals) for those practices you are currently providing and if so, what fidelity measure or method you are using?

* Descriptions for the following EBPs are provided in the respective email as an attachment labeled "EBP Definitions"

Check All That Apply	List of Practices	Assess Program Fidelity	
		Yes	Fidelity Measure/Method Used (please specify)
<input type="checkbox"/>	Aggression Replacement Training	<input type="checkbox"/>	
<input type="checkbox"/>	Assertive Community Treatment (ACT/PACT)	<input type="checkbox"/>	
<input type="checkbox"/>	Behavioral Treatment for Substance Abuse in Schizophrenia	<input type="checkbox"/>	
<input type="checkbox"/>	Brief Strategic Family Therapy	<input type="checkbox"/>	
<input type="checkbox"/>	Cognitive Behavior Therapies (CBT)	<input type="checkbox"/>	
<input type="checkbox"/>	Contingency Management (co-occurring)	<input type="checkbox"/>	
<input type="checkbox"/>	Dare to Be You	<input type="checkbox"/>	
<input type="checkbox"/>	Dialectical Behavioral Therapy (DBT)	<input type="checkbox"/>	
<input type="checkbox"/>	Eye Movement Desensitization & Reprocessing (EMDR)	<input type="checkbox"/>	
<input type="checkbox"/>	Family Integrated Transitions	<input type="checkbox"/>	
<input type="checkbox"/>	Family Psychoeducation	<input type="checkbox"/>	
<input type="checkbox"/>	Functional Family Therapy	<input type="checkbox"/>	
<input type="checkbox"/>	Gatekeeper program	<input type="checkbox"/>	
<input type="checkbox"/>	Illness Self-Management/Illness Management & Recovery	<input type="checkbox"/>	
<input type="checkbox"/>	Incredible Years	<input type="checkbox"/>	
<input type="checkbox"/>	Integrated Dual Disorders Treatment	<input type="checkbox"/>	
<input type="checkbox"/>	Interpersonal Therapy	<input type="checkbox"/>	
<input type="checkbox"/>	Medication Management	<input type="checkbox"/>	
<input type="checkbox"/>	Motivational Enhancement Therapy (MET)	<input type="checkbox"/>	
<input type="checkbox"/>	Motivational Interviewing	<input type="checkbox"/>	
<input type="checkbox"/>	Multi-Family Group Treatment (MFG)	<input type="checkbox"/>	
<input type="checkbox"/>	Multidimensional Family Therapy	<input type="checkbox"/>	
<input type="checkbox"/>	Multidimensional Treatment Foster Care	<input type="checkbox"/>	
<input type="checkbox"/>	Multisystemic Therapy	<input type="checkbox"/>	
<input type="checkbox"/>	Nurse-Family Partnership	<input type="checkbox"/>	
<input type="checkbox"/>	Parent-Child Interaction Therapy	<input type="checkbox"/>	
<input type="checkbox"/>	Peer Support	<input type="checkbox"/>	
<input type="checkbox"/>	Promoting Alternative Thinking Strategies (PATH)	<input type="checkbox"/>	
<input type="checkbox"/>	Second Step	<input type="checkbox"/>	
<input type="checkbox"/>	Seeking Safety: A Psychotherapy for Trauma/PTSD & Substance Abuse	<input type="checkbox"/>	
<input type="checkbox"/>	Strengthening Families Program (SFP)	<input type="checkbox"/>	
<input type="checkbox"/>	Supported Employment	<input type="checkbox"/>	
<input type="checkbox"/>	Supported Housing	<input type="checkbox"/>	
<input type="checkbox"/>	Therapeutic Foster Care	<input type="checkbox"/>	
<input type="checkbox"/>	Other (Specify: _____)	<input type="checkbox"/>	
<input type="checkbox"/>	Other (Specify: _____)	<input type="checkbox"/>	
<input type="checkbox"/>	Not applicable, we do not provide any EBPs-Skip to Q.9	<input type="checkbox"/>	

If your agency does not provide any EBPs, please skip to Question 9.

5. TRAINING: For the practices your agency currently provides (see question #4), please indicate which mechanisms are used to provide training.

List of Practices	MARK ALL THAT APPLY				
	Internal Staff	Collaboration with Universities	Provider-to-Provider Training	Outside Accreditation	Other (please specify)
Aggression Replacement Training	<input type="checkbox"/>	<input type="checkbox"/>	<input type="checkbox"/>	<input type="checkbox"/>	
Assertive Community Treatment (ACT/PACT)	<input type="checkbox"/>	<input type="checkbox"/>	<input type="checkbox"/>	<input type="checkbox"/>	
Behavioral Treatment for Substance Abuse in Schizophrenia	<input type="checkbox"/>	<input type="checkbox"/>	<input type="checkbox"/>	<input type="checkbox"/>	
Brief Strategic Family Therapy	<input type="checkbox"/>	<input type="checkbox"/>	<input type="checkbox"/>	<input type="checkbox"/>	
Cognitive Behavior Therapies (CBT)	<input type="checkbox"/>	<input type="checkbox"/>	<input type="checkbox"/>	<input type="checkbox"/>	
Contingency Management (co-occurring)	<input type="checkbox"/>	<input type="checkbox"/>	<input type="checkbox"/>	<input type="checkbox"/>	
Dare to Be You	<input type="checkbox"/>	<input type="checkbox"/>	<input type="checkbox"/>	<input type="checkbox"/>	
Dialectical Behavioral Therapy (DBT)	<input type="checkbox"/>	<input type="checkbox"/>	<input type="checkbox"/>	<input type="checkbox"/>	
Eye Movement Desensitization & Reprocessing (EMDR)	<input type="checkbox"/>	<input type="checkbox"/>	<input type="checkbox"/>	<input type="checkbox"/>	
Family Integrated Transitions	<input type="checkbox"/>	<input type="checkbox"/>	<input type="checkbox"/>	<input type="checkbox"/>	
Family Psychoeducation	<input type="checkbox"/>	<input type="checkbox"/>	<input type="checkbox"/>	<input type="checkbox"/>	
Functional Family Therapy	<input type="checkbox"/>	<input type="checkbox"/>	<input type="checkbox"/>	<input type="checkbox"/>	
Gatekeeper program	<input type="checkbox"/>	<input type="checkbox"/>	<input type="checkbox"/>	<input type="checkbox"/>	
Illness Self-Management/Illness Management & Recovery	<input type="checkbox"/>	<input type="checkbox"/>	<input type="checkbox"/>	<input type="checkbox"/>	
Incredible Years	<input type="checkbox"/>	<input type="checkbox"/>	<input type="checkbox"/>	<input type="checkbox"/>	
Integrated Dual Disorders Treatment	<input type="checkbox"/>	<input type="checkbox"/>	<input type="checkbox"/>	<input type="checkbox"/>	
Interpersonal Therapy	<input type="checkbox"/>	<input type="checkbox"/>	<input type="checkbox"/>	<input type="checkbox"/>	
Medication Management	<input type="checkbox"/>	<input type="checkbox"/>	<input type="checkbox"/>	<input type="checkbox"/>	
Motivational Enhancement Therapy (MET)	<input type="checkbox"/>	<input type="checkbox"/>	<input type="checkbox"/>	<input type="checkbox"/>	
Motivational Interviewing	<input type="checkbox"/>	<input type="checkbox"/>	<input type="checkbox"/>	<input type="checkbox"/>	
Multi-Family Group Treatment (MFG)	<input type="checkbox"/>	<input type="checkbox"/>	<input type="checkbox"/>	<input type="checkbox"/>	
Multidimensional Family Therapy	<input type="checkbox"/>	<input type="checkbox"/>	<input type="checkbox"/>	<input type="checkbox"/>	
Multidimensional Treatment Foster Care	<input type="checkbox"/>	<input type="checkbox"/>	<input type="checkbox"/>	<input type="checkbox"/>	
Multisystemic Therapy	<input type="checkbox"/>	<input type="checkbox"/>	<input type="checkbox"/>	<input type="checkbox"/>	
Nurse-Family Partnership	<input type="checkbox"/>	<input type="checkbox"/>	<input type="checkbox"/>	<input type="checkbox"/>	
Parent-Child Interaction Therapy	<input type="checkbox"/>	<input type="checkbox"/>	<input type="checkbox"/>	<input type="checkbox"/>	
Peer Support	<input type="checkbox"/>	<input type="checkbox"/>	<input type="checkbox"/>	<input type="checkbox"/>	
Promoting Alternative Thinking Strategies (PATH)	<input type="checkbox"/>	<input type="checkbox"/>	<input type="checkbox"/>	<input type="checkbox"/>	
Second Step	<input type="checkbox"/>	<input type="checkbox"/>	<input type="checkbox"/>	<input type="checkbox"/>	
Seeking Safety: A Psychotherapy for Trauma/PTSD & Substance Abuse	<input type="checkbox"/>	<input type="checkbox"/>	<input type="checkbox"/>	<input type="checkbox"/>	
Strengthening Families Program (SFP)	<input type="checkbox"/>	<input type="checkbox"/>	<input type="checkbox"/>	<input type="checkbox"/>	
Supported Employment	<input type="checkbox"/>	<input type="checkbox"/>	<input type="checkbox"/>	<input type="checkbox"/>	
Supported Housing	<input type="checkbox"/>	<input type="checkbox"/>	<input type="checkbox"/>	<input type="checkbox"/>	
Therapeutic Foster Care	<input type="checkbox"/>	<input type="checkbox"/>	<input type="checkbox"/>	<input type="checkbox"/>	
Other (Specify:)	<input type="checkbox"/>	<input type="checkbox"/>	<input type="checkbox"/>	<input type="checkbox"/>	
Other (Specify:)	<input type="checkbox"/>	<input type="checkbox"/>	<input type="checkbox"/>	<input type="checkbox"/>	

6. TARGET POPULATIONS: For the practices your agency currently provides (see question #4), please indicate which target populations you are providing the EBP for.

List of practices	MARK ALL THAT APPLY					
	Children	Adolescents	Adults	Elderly	Co-occurring Disorders	Other (Specify)
Aggression Replacement Training	<input type="checkbox"/>	<input type="checkbox"/>	<input type="checkbox"/>	<input type="checkbox"/>	<input type="checkbox"/>	
Assertive Community Treatment (ACT/PACT)	<input type="checkbox"/>	<input type="checkbox"/>	<input type="checkbox"/>	<input type="checkbox"/>	<input type="checkbox"/>	
Behavioral Treatment for Substance Abuse in Schizophrenia	<input type="checkbox"/>	<input type="checkbox"/>	<input type="checkbox"/>	<input type="checkbox"/>	<input type="checkbox"/>	
Brief Strategic Family Therapy	<input type="checkbox"/>	<input type="checkbox"/>	<input type="checkbox"/>	<input type="checkbox"/>	<input type="checkbox"/>	
Cognitive Behavior Therapies (CBT)	<input type="checkbox"/>	<input type="checkbox"/>	<input type="checkbox"/>	<input type="checkbox"/>	<input type="checkbox"/>	
Contingency Management (co-occurring)	<input type="checkbox"/>	<input type="checkbox"/>	<input type="checkbox"/>	<input type="checkbox"/>	<input type="checkbox"/>	
Dare to Be You	<input type="checkbox"/>	<input type="checkbox"/>	<input type="checkbox"/>	<input type="checkbox"/>	<input type="checkbox"/>	
Dialectical Behavioral Therapy (DBT)	<input type="checkbox"/>	<input type="checkbox"/>	<input type="checkbox"/>	<input type="checkbox"/>	<input type="checkbox"/>	
Eye Movement Desensitization & Reprocessing (EMDR)	<input type="checkbox"/>	<input type="checkbox"/>	<input type="checkbox"/>	<input type="checkbox"/>	<input type="checkbox"/>	
Family Integrated Transitions	<input type="checkbox"/>	<input type="checkbox"/>	<input type="checkbox"/>	<input type="checkbox"/>	<input type="checkbox"/>	
Family Psychoeducation	<input type="checkbox"/>	<input type="checkbox"/>	<input type="checkbox"/>	<input type="checkbox"/>	<input type="checkbox"/>	
Functional Family Therapy	<input type="checkbox"/>	<input type="checkbox"/>	<input type="checkbox"/>	<input type="checkbox"/>	<input type="checkbox"/>	
Gatekeeper program	<input type="checkbox"/>	<input type="checkbox"/>	<input type="checkbox"/>	<input type="checkbox"/>	<input type="checkbox"/>	
Illness Self-Management/Illness Management & Recovery	<input type="checkbox"/>	<input type="checkbox"/>	<input type="checkbox"/>	<input type="checkbox"/>	<input type="checkbox"/>	
Incredible Years	<input type="checkbox"/>	<input type="checkbox"/>	<input type="checkbox"/>	<input type="checkbox"/>	<input type="checkbox"/>	
Integrated Dual Disorders Treatment	<input type="checkbox"/>	<input type="checkbox"/>	<input type="checkbox"/>	<input type="checkbox"/>	<input type="checkbox"/>	
Interpersonal Therapy	<input type="checkbox"/>	<input type="checkbox"/>	<input type="checkbox"/>	<input type="checkbox"/>	<input type="checkbox"/>	
Medication Management	<input type="checkbox"/>	<input type="checkbox"/>	<input type="checkbox"/>	<input type="checkbox"/>	<input type="checkbox"/>	
Motivational Enhancement Therapy (MET)	<input type="checkbox"/>	<input type="checkbox"/>	<input type="checkbox"/>	<input type="checkbox"/>	<input type="checkbox"/>	
Motivational Interviewing	<input type="checkbox"/>	<input type="checkbox"/>	<input type="checkbox"/>	<input type="checkbox"/>	<input type="checkbox"/>	
Multi-Family Group Treatment (MFG)	<input type="checkbox"/>	<input type="checkbox"/>	<input type="checkbox"/>	<input type="checkbox"/>	<input type="checkbox"/>	
Multidimensional Family Therapy	<input type="checkbox"/>	<input type="checkbox"/>	<input type="checkbox"/>	<input type="checkbox"/>	<input type="checkbox"/>	
Multidimensional Treatment Foster Care	<input type="checkbox"/>	<input type="checkbox"/>	<input type="checkbox"/>	<input type="checkbox"/>	<input type="checkbox"/>	
Multisystemic Therapy	<input type="checkbox"/>	<input type="checkbox"/>	<input type="checkbox"/>	<input type="checkbox"/>	<input type="checkbox"/>	
Nurse-Family Partnership	<input type="checkbox"/>	<input type="checkbox"/>	<input type="checkbox"/>	<input type="checkbox"/>	<input type="checkbox"/>	
Parent-Child Interaction Therapy	<input type="checkbox"/>	<input type="checkbox"/>	<input type="checkbox"/>	<input type="checkbox"/>	<input type="checkbox"/>	
Peer Support	<input type="checkbox"/>	<input type="checkbox"/>	<input type="checkbox"/>	<input type="checkbox"/>	<input type="checkbox"/>	
Promoting Alternative Thinking Strategies (PATH)	<input type="checkbox"/>	<input type="checkbox"/>	<input type="checkbox"/>	<input type="checkbox"/>	<input type="checkbox"/>	
Second Step	<input type="checkbox"/>	<input type="checkbox"/>	<input type="checkbox"/>	<input type="checkbox"/>	<input type="checkbox"/>	
Seeking Safety: A Psychotherapy for Trauma/PTSD & Substance Abuse	<input type="checkbox"/>	<input type="checkbox"/>	<input type="checkbox"/>	<input type="checkbox"/>	<input type="checkbox"/>	
Strengthening Families Program (SFP)	<input type="checkbox"/>	<input type="checkbox"/>	<input type="checkbox"/>	<input type="checkbox"/>	<input type="checkbox"/>	
Supported Employment	<input type="checkbox"/>	<input type="checkbox"/>	<input type="checkbox"/>	<input type="checkbox"/>	<input type="checkbox"/>	
Supported Housing	<input type="checkbox"/>	<input type="checkbox"/>	<input type="checkbox"/>	<input type="checkbox"/>	<input type="checkbox"/>	
Therapeutic Foster Care	<input type="checkbox"/>	<input type="checkbox"/>	<input type="checkbox"/>	<input type="checkbox"/>	<input type="checkbox"/>	
Other (Specify:)	<input type="checkbox"/>	<input type="checkbox"/>	<input type="checkbox"/>	<input type="checkbox"/>	<input type="checkbox"/>	
Other (Specify:)	<input type="checkbox"/>	<input type="checkbox"/>	<input type="checkbox"/>	<input type="checkbox"/>	<input type="checkbox"/>	

7. IMPLEMENTATION SUCCESS: For the practices your agency currently provides (see question #4), please indicate how successful your agency has been in implementing the EBP(s) listed below.

List of Practices	Not at All	A little	Somewhat	Very	Extremely
Aggression Replacement Training	<input type="checkbox"/>	<input type="checkbox"/>	<input type="checkbox"/>	<input type="checkbox"/>	<input type="checkbox"/>
Assertive Community Treatment (ACT/PACT)	<input type="checkbox"/>	<input type="checkbox"/>	<input type="checkbox"/>	<input type="checkbox"/>	<input type="checkbox"/>
Behavioral Treatment for Substance Abuse in Schizophrenia	<input type="checkbox"/>	<input type="checkbox"/>	<input type="checkbox"/>	<input type="checkbox"/>	<input type="checkbox"/>
Brief Strategic Family Therapy	<input type="checkbox"/>	<input type="checkbox"/>	<input type="checkbox"/>	<input type="checkbox"/>	<input type="checkbox"/>
Cognitive Behavior Therapies (CBT)	<input type="checkbox"/>	<input type="checkbox"/>	<input type="checkbox"/>	<input type="checkbox"/>	<input type="checkbox"/>
Contingency Management (co-occurring)	<input type="checkbox"/>	<input type="checkbox"/>	<input type="checkbox"/>	<input type="checkbox"/>	<input type="checkbox"/>
Dare to Be You	<input type="checkbox"/>	<input type="checkbox"/>	<input type="checkbox"/>	<input type="checkbox"/>	<input type="checkbox"/>
Dialectical Behavioral Therapy (DBT)	<input type="checkbox"/>	<input type="checkbox"/>	<input type="checkbox"/>	<input type="checkbox"/>	<input type="checkbox"/>
Eye Movement Desensitization & Reprocessing (EMDR)	<input type="checkbox"/>	<input type="checkbox"/>	<input type="checkbox"/>	<input type="checkbox"/>	<input type="checkbox"/>
Family Integrated Transitions	<input type="checkbox"/>	<input type="checkbox"/>	<input type="checkbox"/>	<input type="checkbox"/>	<input type="checkbox"/>
Family Psychoeducation	<input type="checkbox"/>	<input type="checkbox"/>	<input type="checkbox"/>	<input type="checkbox"/>	<input type="checkbox"/>
Functional Family Therapy	<input type="checkbox"/>	<input type="checkbox"/>	<input type="checkbox"/>	<input type="checkbox"/>	<input type="checkbox"/>
Gatekeeper program	<input type="checkbox"/>	<input type="checkbox"/>	<input type="checkbox"/>	<input type="checkbox"/>	<input type="checkbox"/>
Illness Self-Management/Illness Management & Recovery	<input type="checkbox"/>	<input type="checkbox"/>	<input type="checkbox"/>	<input type="checkbox"/>	<input type="checkbox"/>
Incredible Years	<input type="checkbox"/>	<input type="checkbox"/>	<input type="checkbox"/>	<input type="checkbox"/>	<input type="checkbox"/>
Integrated Dual Disorders Treatment	<input type="checkbox"/>	<input type="checkbox"/>	<input type="checkbox"/>	<input type="checkbox"/>	<input type="checkbox"/>
Interpersonal Therapy	<input type="checkbox"/>	<input type="checkbox"/>	<input type="checkbox"/>	<input type="checkbox"/>	<input type="checkbox"/>
Medication Management	<input type="checkbox"/>	<input type="checkbox"/>	<input type="checkbox"/>	<input type="checkbox"/>	<input type="checkbox"/>
Motivational Enhancement Therapy (MET)	<input type="checkbox"/>	<input type="checkbox"/>	<input type="checkbox"/>	<input type="checkbox"/>	<input type="checkbox"/>
Motivational Interviewing	<input type="checkbox"/>	<input type="checkbox"/>	<input type="checkbox"/>	<input type="checkbox"/>	<input type="checkbox"/>
Multi-Family Group Treatment (MFG)	<input type="checkbox"/>	<input type="checkbox"/>	<input type="checkbox"/>	<input type="checkbox"/>	<input type="checkbox"/>
Multidimensional Family Therapy	<input type="checkbox"/>	<input type="checkbox"/>	<input type="checkbox"/>	<input type="checkbox"/>	<input type="checkbox"/>
Multidimensional Treatment Foster Care	<input type="checkbox"/>	<input type="checkbox"/>	<input type="checkbox"/>	<input type="checkbox"/>	<input type="checkbox"/>
Multisystemic Therapy	<input type="checkbox"/>	<input type="checkbox"/>	<input type="checkbox"/>	<input type="checkbox"/>	<input type="checkbox"/>
Nurse-Family Partnership	<input type="checkbox"/>	<input type="checkbox"/>	<input type="checkbox"/>	<input type="checkbox"/>	<input type="checkbox"/>
Parent-Child Interaction Therapy	<input type="checkbox"/>	<input type="checkbox"/>	<input type="checkbox"/>	<input type="checkbox"/>	<input type="checkbox"/>
Peer Support	<input type="checkbox"/>	<input type="checkbox"/>	<input type="checkbox"/>	<input type="checkbox"/>	<input type="checkbox"/>
Promoting Alternative Thinking Strategies (PATH)	<input type="checkbox"/>	<input type="checkbox"/>	<input type="checkbox"/>	<input type="checkbox"/>	<input type="checkbox"/>
Second Step	<input type="checkbox"/>	<input type="checkbox"/>	<input type="checkbox"/>	<input type="checkbox"/>	<input type="checkbox"/>
Seeking Safety: A Psychotherapy for Trauma/PTSD & Substance Abuse	<input type="checkbox"/>	<input type="checkbox"/>	<input type="checkbox"/>	<input type="checkbox"/>	<input type="checkbox"/>
Strengthening Families Program (SFP)	<input type="checkbox"/>	<input type="checkbox"/>	<input type="checkbox"/>	<input type="checkbox"/>	<input type="checkbox"/>
Supported Employment	<input type="checkbox"/>	<input type="checkbox"/>	<input type="checkbox"/>	<input type="checkbox"/>	<input type="checkbox"/>
Supported Housing	<input type="checkbox"/>	<input type="checkbox"/>	<input type="checkbox"/>	<input type="checkbox"/>	<input type="checkbox"/>
Therapeutic Foster Care	<input type="checkbox"/>	<input type="checkbox"/>	<input type="checkbox"/>	<input type="checkbox"/>	<input type="checkbox"/>
Other (Specify:)	<input type="checkbox"/>	<input type="checkbox"/>	<input type="checkbox"/>	<input type="checkbox"/>	<input type="checkbox"/>
Other (Specify:)	<input type="checkbox"/>	<input type="checkbox"/>	<input type="checkbox"/>	<input type="checkbox"/>	<input type="checkbox"/>

8. EFFECT ON OUTCOMES: For the practices your agency currently provides (see question #4), how effective do you think the EBP is at producing positive client outcomes.

List of Practices	Not at All	A little	Somewhat	Very	Extremely
Aggression Replacement Training	<input type="checkbox"/>	<input type="checkbox"/>	<input type="checkbox"/>	<input type="checkbox"/>	<input type="checkbox"/>
Assertive Community Treatment (ACT/PACT)	<input type="checkbox"/>	<input type="checkbox"/>	<input type="checkbox"/>	<input type="checkbox"/>	<input type="checkbox"/>
Behavioral Treatment for Substance Abuse in Schizophrenia	<input type="checkbox"/>	<input type="checkbox"/>	<input type="checkbox"/>	<input type="checkbox"/>	<input type="checkbox"/>
Brief Strategic Family Therapy	<input type="checkbox"/>	<input type="checkbox"/>	<input type="checkbox"/>	<input type="checkbox"/>	<input type="checkbox"/>
Cognitive Behavior Therapies (CBT)	<input type="checkbox"/>	<input type="checkbox"/>	<input type="checkbox"/>	<input type="checkbox"/>	<input type="checkbox"/>
Contingency Management (co-occurring)	<input type="checkbox"/>	<input type="checkbox"/>	<input type="checkbox"/>	<input type="checkbox"/>	<input type="checkbox"/>
Dare to Be You	<input type="checkbox"/>	<input type="checkbox"/>	<input type="checkbox"/>	<input type="checkbox"/>	<input type="checkbox"/>
Dialectical Behavioral Therapy (DBT)	<input type="checkbox"/>	<input type="checkbox"/>	<input type="checkbox"/>	<input type="checkbox"/>	<input type="checkbox"/>
Eye Movement Desensitization & Reprocessing (EMDR)	<input type="checkbox"/>	<input type="checkbox"/>	<input type="checkbox"/>	<input type="checkbox"/>	<input type="checkbox"/>
Family Integrated Transitions	<input type="checkbox"/>	<input type="checkbox"/>	<input type="checkbox"/>	<input type="checkbox"/>	<input type="checkbox"/>
Family Psychoeducation	<input type="checkbox"/>	<input type="checkbox"/>	<input type="checkbox"/>	<input type="checkbox"/>	<input type="checkbox"/>
Functional Family Therapy	<input type="checkbox"/>	<input type="checkbox"/>	<input type="checkbox"/>	<input type="checkbox"/>	<input type="checkbox"/>
Gatekeeper program	<input type="checkbox"/>	<input type="checkbox"/>	<input type="checkbox"/>	<input type="checkbox"/>	<input type="checkbox"/>
Illness Self-Management/Illness Management & Recovery	<input type="checkbox"/>	<input type="checkbox"/>	<input type="checkbox"/>	<input type="checkbox"/>	<input type="checkbox"/>
Incredible Years	<input type="checkbox"/>	<input type="checkbox"/>	<input type="checkbox"/>	<input type="checkbox"/>	<input type="checkbox"/>
Integrated Dual Disorders Treatment	<input type="checkbox"/>	<input type="checkbox"/>	<input type="checkbox"/>	<input type="checkbox"/>	<input type="checkbox"/>
Interpersonal Therapy	<input type="checkbox"/>	<input type="checkbox"/>	<input type="checkbox"/>	<input type="checkbox"/>	<input type="checkbox"/>
Medication Management	<input type="checkbox"/>	<input type="checkbox"/>	<input type="checkbox"/>	<input type="checkbox"/>	<input type="checkbox"/>
Motivational Enhancement Therapy (MET)	<input type="checkbox"/>	<input type="checkbox"/>	<input type="checkbox"/>	<input type="checkbox"/>	<input type="checkbox"/>
Motivational Interviewing	<input type="checkbox"/>	<input type="checkbox"/>	<input type="checkbox"/>	<input type="checkbox"/>	<input type="checkbox"/>
Multi-Family Group Treatment (MFG)	<input type="checkbox"/>	<input type="checkbox"/>	<input type="checkbox"/>	<input type="checkbox"/>	<input type="checkbox"/>
Multidimensional Family Therapy	<input type="checkbox"/>	<input type="checkbox"/>	<input type="checkbox"/>	<input type="checkbox"/>	<input type="checkbox"/>
Multidimensional Treatment Foster Care	<input type="checkbox"/>	<input type="checkbox"/>	<input type="checkbox"/>	<input type="checkbox"/>	<input type="checkbox"/>
Multisystemic Therapy	<input type="checkbox"/>	<input type="checkbox"/>	<input type="checkbox"/>	<input type="checkbox"/>	<input type="checkbox"/>
Nurse-Family Partnership	<input type="checkbox"/>	<input type="checkbox"/>	<input type="checkbox"/>	<input type="checkbox"/>	<input type="checkbox"/>
Parent-Child Interaction Therapy	<input type="checkbox"/>	<input type="checkbox"/>	<input type="checkbox"/>	<input type="checkbox"/>	<input type="checkbox"/>
Peer Support	<input type="checkbox"/>	<input type="checkbox"/>	<input type="checkbox"/>	<input type="checkbox"/>	<input type="checkbox"/>
Promoting Alternative Thinking Strategies (PATH)	<input type="checkbox"/>	<input type="checkbox"/>	<input type="checkbox"/>	<input type="checkbox"/>	<input type="checkbox"/>
Second Step	<input type="checkbox"/>	<input type="checkbox"/>	<input type="checkbox"/>	<input type="checkbox"/>	<input type="checkbox"/>
Seeking Safety: A Psychotherapy for Trauma/PTSD & Substance Abuse	<input type="checkbox"/>	<input type="checkbox"/>	<input type="checkbox"/>	<input type="checkbox"/>	<input type="checkbox"/>
Strengthening Families Program (SFP)	<input type="checkbox"/>	<input type="checkbox"/>	<input type="checkbox"/>	<input type="checkbox"/>	<input type="checkbox"/>
Supported Employment	<input type="checkbox"/>	<input type="checkbox"/>	<input type="checkbox"/>	<input type="checkbox"/>	<input type="checkbox"/>
Supported Housing	<input type="checkbox"/>	<input type="checkbox"/>	<input type="checkbox"/>	<input type="checkbox"/>	<input type="checkbox"/>
Therapeutic Foster Care	<input type="checkbox"/>	<input type="checkbox"/>	<input type="checkbox"/>	<input type="checkbox"/>	<input type="checkbox"/>
Other (Specify:)	<input type="checkbox"/>	<input type="checkbox"/>	<input type="checkbox"/>	<input type="checkbox"/>	<input type="checkbox"/>
Other (Specify:)	<input type="checkbox"/>	<input type="checkbox"/>	<input type="checkbox"/>	<input type="checkbox"/>	<input type="checkbox"/>

9. FUTURE USE: Are there any EBP's* that you are NOT currently using but want to use in the future?

* Descriptions of the following EBPs are provided in the respective email as an attachment labeled "EBP Definitions"

MARK ALL THAT APPLY	List of practices
<input type="checkbox"/>	Aggression Replacement Training
<input type="checkbox"/>	Assertive Community Treatment (ACT/PACT)
<input type="checkbox"/>	Behavioral Treatment for Substance Abuse in Schizophrenia
<input type="checkbox"/>	Brief Strategic Family Therapy
<input type="checkbox"/>	Cognitive Behavior Therapies (CBT)
<input type="checkbox"/>	Contingency Management (co-occurring)
<input type="checkbox"/>	Dare to Be You
<input type="checkbox"/>	Dialectical Behavioral Therapy (DBT)
<input type="checkbox"/>	Eye Movement Desensitization & Reprocessing (EMDR)
<input type="checkbox"/>	Family Integrated Transitions
<input type="checkbox"/>	Family Psychoeducation
<input type="checkbox"/>	Functional Family Therapy
<input type="checkbox"/>	Gatekeeper program
<input type="checkbox"/>	Illness Self-Management/Illness Management & Recovery
<input type="checkbox"/>	Incredible Years
<input type="checkbox"/>	Integrated Dual Disorders Treatment
<input type="checkbox"/>	Interpersonal Therapy
<input type="checkbox"/>	Medication Management
<input type="checkbox"/>	Motivational Enhancement Therapy (MET)
<input type="checkbox"/>	Motivational Interviewing
<input type="checkbox"/>	Multi-Family Group Treatment (MFG)
<input type="checkbox"/>	Multidimensional Family Therapy
<input type="checkbox"/>	Multidimensional Treatment Foster Care
<input type="checkbox"/>	Multisystemic Therapy
<input type="checkbox"/>	Nurse-Family Partnership
<input type="checkbox"/>	Parent-Child Interaction Therapy
<input type="checkbox"/>	Peer Support
<input type="checkbox"/>	Promoting Alternative Thinking Strategies (PATH)
<input type="checkbox"/>	Second Step
<input type="checkbox"/>	Seeking Safety: A Psychotherapy for Trauma/PTSD & Substance Abuse
<input type="checkbox"/>	Strengthening Families Program (SFP)
<input type="checkbox"/>	Supported Employment
<input type="checkbox"/>	Supported Housing
<input type="checkbox"/>	Therapeutic Foster Care
<input type="checkbox"/>	Other (Specify: _____)
<input type="checkbox"/>	Other (Specify: _____)
<input type="checkbox"/>	Other (Specify: _____)
<input type="checkbox"/>	No, there are not any EBPs that I want to use in the future.

10. BARRIERS: Please indicate whether any of the barriers listed below interfere with your agency in providing EBPs you are using or want to use?

LIST OF PRACTICES	MARK ALL THAT APPLY							
	Shortage of appropriately trained workforce	Financing issues in paying for EBPs	EBP needs modification to fit local needs	Attaining or maintaining fidelity to EBP model standards	Resistance to implementing EBPs from practitioners or others	Rules & Regulations	N o n e	Other (Specify)
Aggression Replacement Training	<input type="checkbox"/>	<input type="checkbox"/>	<input type="checkbox"/>	<input type="checkbox"/>	<input type="checkbox"/>	<input type="checkbox"/>	<input type="checkbox"/>	
Assertive Community Treatment (ACT/PACT)	<input type="checkbox"/>	<input type="checkbox"/>	<input type="checkbox"/>	<input type="checkbox"/>	<input type="checkbox"/>	<input type="checkbox"/>	<input type="checkbox"/>	
Behavioral Treatment for Substance Abuse in Schizophrenia	<input type="checkbox"/>	<input type="checkbox"/>	<input type="checkbox"/>	<input type="checkbox"/>	<input type="checkbox"/>	<input type="checkbox"/>	<input type="checkbox"/>	
Brief Strategic Family Therapy	<input type="checkbox"/>	<input type="checkbox"/>	<input type="checkbox"/>	<input type="checkbox"/>	<input type="checkbox"/>	<input type="checkbox"/>	<input type="checkbox"/>	
Cognitive Behavior Therapies (CBT)	<input type="checkbox"/>	<input type="checkbox"/>	<input type="checkbox"/>	<input type="checkbox"/>	<input type="checkbox"/>	<input type="checkbox"/>	<input type="checkbox"/>	
Contingency Management (co-occurring)	<input type="checkbox"/>	<input type="checkbox"/>	<input type="checkbox"/>	<input type="checkbox"/>	<input type="checkbox"/>	<input type="checkbox"/>	<input type="checkbox"/>	
Dare to Be You	<input type="checkbox"/>	<input type="checkbox"/>	<input type="checkbox"/>	<input type="checkbox"/>	<input type="checkbox"/>	<input type="checkbox"/>	<input type="checkbox"/>	
Dialectical Behavioral Therapy (DBT)	<input type="checkbox"/>	<input type="checkbox"/>	<input type="checkbox"/>	<input type="checkbox"/>	<input type="checkbox"/>	<input type="checkbox"/>	<input type="checkbox"/>	
Eye Movement Desensitization & Reprocessing (EMDR)	<input type="checkbox"/>	<input type="checkbox"/>	<input type="checkbox"/>	<input type="checkbox"/>	<input type="checkbox"/>	<input type="checkbox"/>	<input type="checkbox"/>	
Family Integrated Transitions	<input type="checkbox"/>	<input type="checkbox"/>	<input type="checkbox"/>	<input type="checkbox"/>	<input type="checkbox"/>	<input type="checkbox"/>	<input type="checkbox"/>	
Family Psychoeducation	<input type="checkbox"/>	<input type="checkbox"/>	<input type="checkbox"/>	<input type="checkbox"/>	<input type="checkbox"/>	<input type="checkbox"/>	<input type="checkbox"/>	
Functional Family Therapy	<input type="checkbox"/>	<input type="checkbox"/>	<input type="checkbox"/>	<input type="checkbox"/>	<input type="checkbox"/>	<input type="checkbox"/>	<input type="checkbox"/>	
Gatekeeper program	<input type="checkbox"/>	<input type="checkbox"/>	<input type="checkbox"/>	<input type="checkbox"/>	<input type="checkbox"/>	<input type="checkbox"/>	<input type="checkbox"/>	
Illness Self-Management/Illness Management & Recovery	<input type="checkbox"/>	<input type="checkbox"/>	<input type="checkbox"/>	<input type="checkbox"/>	<input type="checkbox"/>	<input type="checkbox"/>	<input type="checkbox"/>	
Incredible Years	<input type="checkbox"/>	<input type="checkbox"/>	<input type="checkbox"/>	<input type="checkbox"/>	<input type="checkbox"/>	<input type="checkbox"/>	<input type="checkbox"/>	
Integrated Dual Disorders Treatment	<input type="checkbox"/>	<input type="checkbox"/>	<input type="checkbox"/>	<input type="checkbox"/>	<input type="checkbox"/>	<input type="checkbox"/>	<input type="checkbox"/>	
Interpersonal Therapy	<input type="checkbox"/>	<input type="checkbox"/>	<input type="checkbox"/>	<input type="checkbox"/>	<input type="checkbox"/>	<input type="checkbox"/>	<input type="checkbox"/>	
Medication Management	<input type="checkbox"/>	<input type="checkbox"/>	<input type="checkbox"/>	<input type="checkbox"/>	<input type="checkbox"/>	<input type="checkbox"/>	<input type="checkbox"/>	
Motivational Enhancement Therapy (MET)	<input type="checkbox"/>	<input type="checkbox"/>	<input type="checkbox"/>	<input type="checkbox"/>	<input type="checkbox"/>	<input type="checkbox"/>	<input type="checkbox"/>	
Motivational Interviewing	<input type="checkbox"/>	<input type="checkbox"/>	<input type="checkbox"/>	<input type="checkbox"/>	<input type="checkbox"/>	<input type="checkbox"/>	<input type="checkbox"/>	
Multi-Family Group Treatment (MFG)	<input type="checkbox"/>	<input type="checkbox"/>	<input type="checkbox"/>	<input type="checkbox"/>	<input type="checkbox"/>	<input type="checkbox"/>	<input type="checkbox"/>	
Multidimensional Family Therapy	<input type="checkbox"/>	<input type="checkbox"/>	<input type="checkbox"/>	<input type="checkbox"/>	<input type="checkbox"/>	<input type="checkbox"/>	<input type="checkbox"/>	
Multidimensional Treatment Foster Care	<input type="checkbox"/>	<input type="checkbox"/>	<input type="checkbox"/>	<input type="checkbox"/>	<input type="checkbox"/>	<input type="checkbox"/>	<input type="checkbox"/>	
Multisystemic Therapy	<input type="checkbox"/>	<input type="checkbox"/>	<input type="checkbox"/>	<input type="checkbox"/>	<input type="checkbox"/>	<input type="checkbox"/>	<input type="checkbox"/>	
Nurse-Family Partnership	<input type="checkbox"/>	<input type="checkbox"/>	<input type="checkbox"/>	<input type="checkbox"/>	<input type="checkbox"/>	<input type="checkbox"/>	<input type="checkbox"/>	
Parent-Child Interaction Therapy	<input type="checkbox"/>	<input type="checkbox"/>	<input type="checkbox"/>	<input type="checkbox"/>	<input type="checkbox"/>	<input type="checkbox"/>	<input type="checkbox"/>	
Peer Support	<input type="checkbox"/>	<input type="checkbox"/>	<input type="checkbox"/>	<input type="checkbox"/>	<input type="checkbox"/>	<input type="checkbox"/>	<input type="checkbox"/>	
Promoting Alternative Thinking Strategies (PATH)	<input type="checkbox"/>	<input type="checkbox"/>	<input type="checkbox"/>	<input type="checkbox"/>	<input type="checkbox"/>	<input type="checkbox"/>	<input type="checkbox"/>	
Second Step	<input type="checkbox"/>	<input type="checkbox"/>	<input type="checkbox"/>	<input type="checkbox"/>	<input type="checkbox"/>	<input type="checkbox"/>	<input type="checkbox"/>	
Seeking Safety: A Psychotherapy for Trauma/PTSD & Substance Abuse	<input type="checkbox"/>	<input type="checkbox"/>	<input type="checkbox"/>	<input type="checkbox"/>	<input type="checkbox"/>	<input type="checkbox"/>	<input type="checkbox"/>	
Strengthening Families Program (SFP)	<input type="checkbox"/>	<input type="checkbox"/>	<input type="checkbox"/>	<input type="checkbox"/>	<input type="checkbox"/>	<input type="checkbox"/>	<input type="checkbox"/>	
Supported Employment	<input type="checkbox"/>	<input type="checkbox"/>	<input type="checkbox"/>	<input type="checkbox"/>	<input type="checkbox"/>	<input type="checkbox"/>	<input type="checkbox"/>	
Supported Housing	<input type="checkbox"/>	<input type="checkbox"/>	<input type="checkbox"/>	<input type="checkbox"/>	<input type="checkbox"/>	<input type="checkbox"/>	<input type="checkbox"/>	
Therapeutic Foster Care	<input type="checkbox"/>	<input type="checkbox"/>	<input type="checkbox"/>	<input type="checkbox"/>	<input type="checkbox"/>	<input type="checkbox"/>	<input type="checkbox"/>	
Other (Specify:)	<input type="checkbox"/>	<input type="checkbox"/>	<input type="checkbox"/>	<input type="checkbox"/>	<input type="checkbox"/>	<input type="checkbox"/>	<input type="checkbox"/>	
Other (Specify:)	<input type="checkbox"/>	<input type="checkbox"/>	<input type="checkbox"/>	<input type="checkbox"/>	<input type="checkbox"/>	<input type="checkbox"/>	<input type="checkbox"/>	

11. FACILITATING EBPs: What type of assistance is most needed by your agency to help facilitate the adoption and implementation of evidence based practices?	
	MARK ONE ONLY
None	<input type="checkbox"/>
Appropriately trained workforce	<input type="checkbox"/>
Financing issues in paying for EBPs	<input type="checkbox"/>
Modification of EBP to fit local needs	<input type="checkbox"/>
Attaining or maintaining fidelity to EBP model standards	<input type="checkbox"/>
Resistance to implementing EBPs from practitioners	<input type="checkbox"/>
Other: _____	<input type="checkbox"/>

12. OTHER CLIENT NEEDS: Does your agency serve populations or address specific client needs for which there are no known or available evidence-based practices?		
No	<input type="checkbox"/>	If “No”, go to Q.13
Yes	<input type="checkbox"/>	If “Yes”, what are these populations or client needs? Specify:

13. INTEREST IN EBP IMPLEMENTATION: Please rate your agency’s interest in continuing/beginning to implement EBPs into your treatment program?					
	Not at All	A little	Somewhat	Very	Extremely
	<input type="checkbox"/>	<input type="checkbox"/>	<input type="checkbox"/>	<input type="checkbox"/>	<input type="checkbox"/>

14. EBP INITIATIVES: What initiatives, if any, is your agency implementing to promote the adoption of evidence-based practices (EBPs)?	
	MARK ALL THAT APPLY
1. Increase awareness about EBPs	<input type="checkbox"/>
2. Training	<input type="checkbox"/>
3. Incorporation of EBPs in contracts	<input type="checkbox"/>
4. Monitoring of fidelity	<input type="checkbox"/>
5. Modification of information systems/data reports	<input type="checkbox"/>
6. Modification of paperwork/documentation forms/guidelines to fit EBPs so as to accurately reflect the work done.	<input type="checkbox"/>
7. Financial incentives	<input type="checkbox"/>
8. Other (specify: _____)	<input type="checkbox"/>
9. None	<input type="checkbox"/>

15. EBP EFFECTS: Is your agency conducting any systematic assessment of the effects of the evidence-based interventions that you are using?

1. No (Skip to Q.16)	<input type="checkbox"/>
2. Yes	<input type="checkbox"/>
If "Yes" what method(s) are you using?	MARK ALL THAT APPLY
Benchmarking	<input type="checkbox"/>
Outcome monitoring	<input type="checkbox"/>
Program Evaluation	<input type="checkbox"/>
Other	<input type="checkbox"/>

SECTION C: CLIENT COUNT INFORMATION

Section C asks about client count information for specific EBPs and for this agency.

16. ANNUAL CLIENT COUNT: How many unduplicated clients did your agency serve in Fiscal Year 2007 (July 1, 2006 – June 30, 2007)?

Continue on to the next page.

17. CLIENT COUNTS FOR EACH EBP: For each EBP that you are currently providing (see question #4), please provide the total number of unduplicated clients served in FY 2007 (July 1, 2006 – June 30, 2007). Also provide the number of adults and number of children who received each practice.

List of Practices	# of persons served	# of adults	# of children
Aggression Replacement Training			
Assertive Community Treatment(ACT/PACT)			
Behavioral Treatment for Substance Abuse in Schizophrenia			
Brief Strategic Family Therapy			
Cognitive Behavior Therapies (CBT)			
Contingency Management (co-occurring)			
Dare to Be You			
Dialectical Behavioral Therapy (DBT)			
Eye Movement Desensitization & Reprocessing (EMDR)			
Family Integrated Transitions			
Family Psychoeducation			
Functional Family Therapy			
Gatekeeper program			
Illness Self-Management/Illness Management & Recovery			
Incredible Years			
Integrated Dual Disorders Treatment			
Interpersonal Therapy			
Medication Management			
Motivational Enhancement Therapy (MET)			
Motivational Interviewing			
Multi-Family Group Treatment (MFG)			
Multidimensional Family Therapy			
Multidimensional Treatment Foster Care			
Multisystemic Therapy			
Nurse-Family Partnership			
Parent-Child Interaction Therapy			
Peer Support			
Promoting Alternative Thinking Strategies (PATH)			
Second Step			
Seeking Safety: A Psychotherapy for Trauma/PTSD & Substance Abuse			
Strengthening Families Program (SFP)			
Supported Employment			
Supported Housing			
Therapeutic Foster Care			
Other (specify:)			
Other (specify:)			

18. RESPONDENT PROVIDING CLIENT COUNT INFORMATION: Whom should we contact if we have questions about client count information?	
Name	
Agency Name	
Phone Number	() _____ - _____
E-mail address	

SECTION D: RESPONDENT CHARACTERISTICS

Section D asks about the person who had primary responsibility for filling out this form. We will contact you only if we have further questions about your responses.

19. CHARACTERISTICS OF THE PRIMARY RESPONDENT	
Name	
What is your current job title?	
How long have you been working at this agency?	_____ years
Phone Number	() _____ - _____
E-mail address	

Thank you for your participation! When completed you may choose to do one of the following:

- 1) Enter all of the above responses online at:
<http://survey4.spss-asp.com/Survey?l.Project=P4840002A>
- 2) Email the survey as an attachment to mertz@u.washington.edu
- 3) Mail or Fax the survey to:

The Washington Institute for Mental Illness Research and Training (WIMIRT)
ATTN: EBP Project
9601 Steilacoom Blvd. SW
Tacoma, WA 98498-7213
FAX: 253-756-3987

APPENDIX D

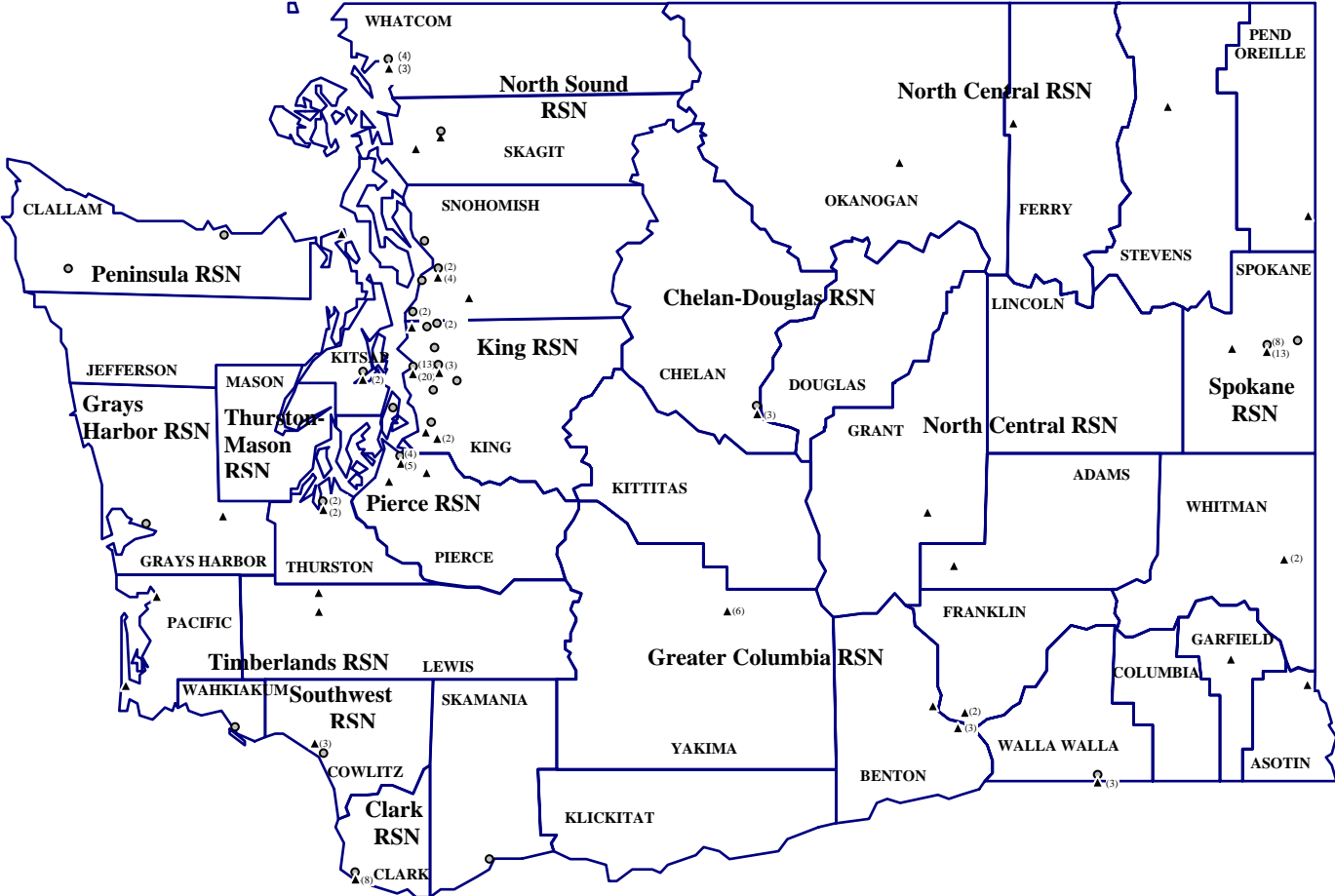
MAPS

Completions/Non-Completions By Agency Type

Appendix D Contents

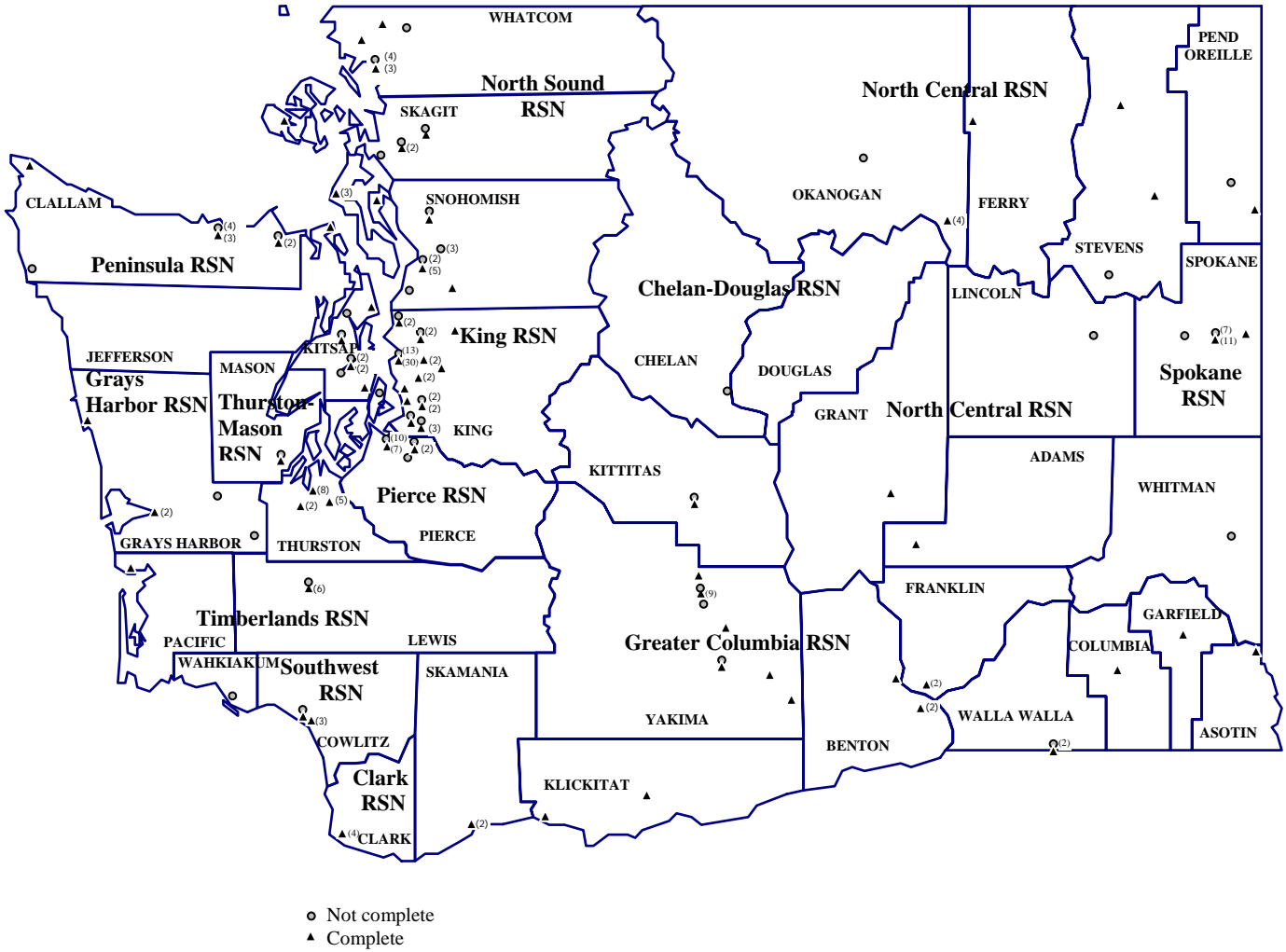
Map of Completions/Non Completions	
MHD.....	D - 1
DASA.....	D - 2
JRA/CA.....	D - 3
MHD Agencies Not Completing the EBP Survey.....	D - 4
MHD Agencies Completing the EBP Survey.....	D - 6
DASA Agencies Not Completing the EBP Survey.....	D - 9
DASA Agencies Completing the EBP Survey.....	D - 12
JRA Agencies Completing the EBP Survey.....	D - 17
CA Agencies Not Completing the EBP Survey.....	D - 18
CA Agencies Completing the EBP Survey.....	D - 18
EBP Completions by County and Agency Type.....	D - 19

MHD Map

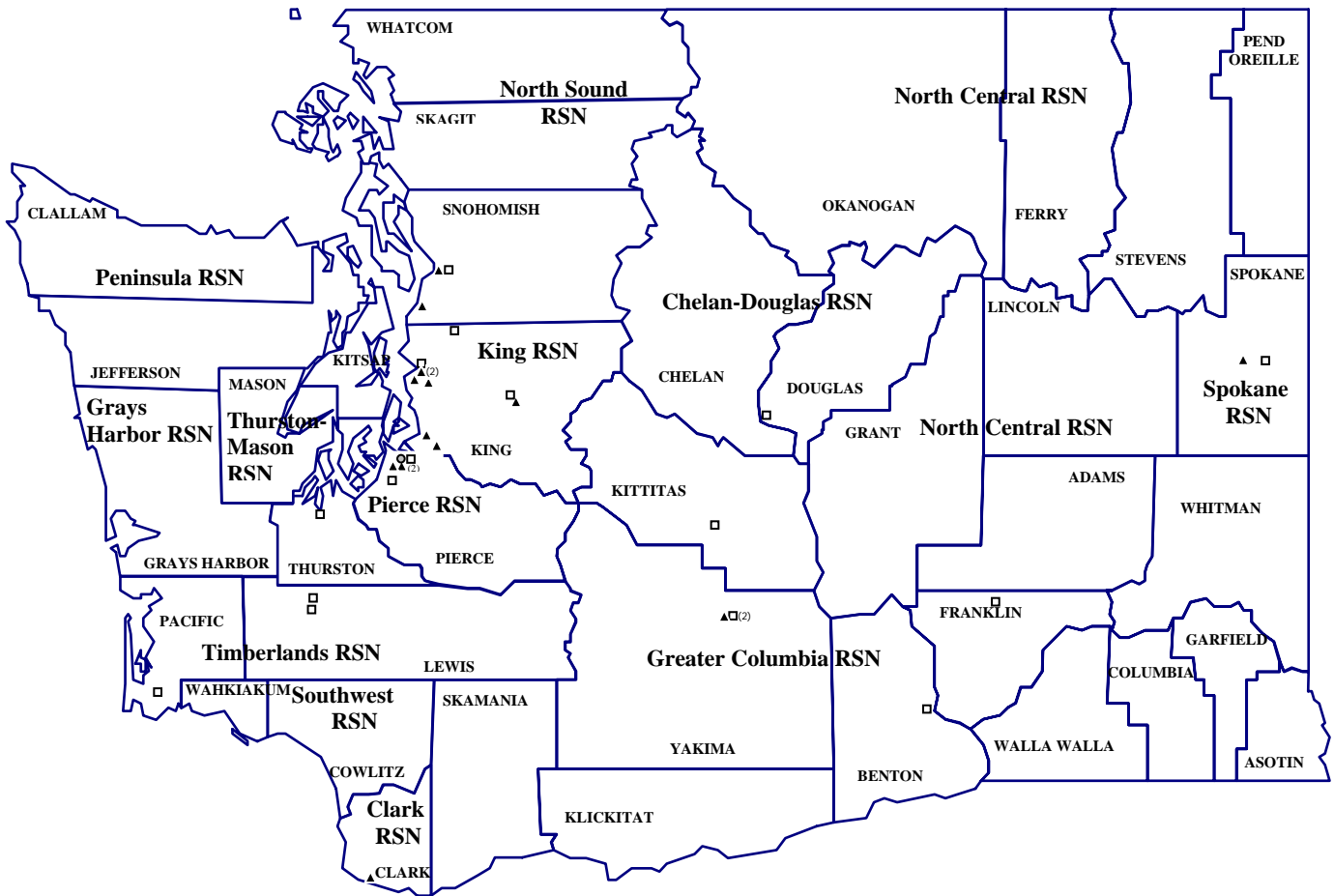


- Not complete
- ▲ Complete

DASA Map



JRA & CA Map



- Children Not complete
- ▲ Children Complete
- JRA Complete

MHD Agencies Not Completing the EBP Survey

RSN	MHD Agency
Chelan-Douglas	The Promise Club
Clark	Mental Health Northwest
Grays Harbor	Evergreen Counseling Center
Greater Columbia	Children's Home Society of Washington – Walla Walla
	Skamania County Counseling Center
King	Asian Counseling and Referral Services
	BHC Fairfax
	Cedar Park Counseling Network
	Children's Home Society of Washington
	Community House Mental Health
	Creative Change Counseling Center
	Downtown Emergency Services Center
	Friends of Youth
	Hero House
	Kent Youth and Family Services
	Lutheran Community Services Seattle
	Meier Clinics
	Northshore Youth and Family Services
	Olive Crest
	Pioneer Human Services
	Renton Area Youth and Family Services
	Ruth Dykeman Children's Center
	Seattle Counseling Service
	Seattle Indian Health Board
	Seattle Mental Health
	Therapeutic Health Services
	Vashon Youth and Family Services
	Wallingford House
Youth Eastside Services	
North Sound	Catholic Community Services – Snohomish County
	Compass Health
	Lake Whatcom Residential and Treatment Center
	North Sound Evaluation & Treatment Facility
	Rainbow Center
	Sea Mar Counseling and Social Services – Bellingham
	Snohomish County Evaluation and Treatment Facility
	Stevens Hospital
	The Center for Counseling & Health Resources
	Tulalip Family Counseling
Whatcom Counseling & Psychiatric Clinic	

MHD Agencies Not Completing the EBP Survey (cont)

RSN	MHD Agency
Peninsula	RMH Services
	West End Outreach Services
	Peninsula Community Mental Health Services
Pierce	Catholic Community Services – Tacoma
	Child and Family Guidance Center
	Kwawachee Counseling Center
	Social Treatment Opportunity Programs
Southwest	S.L. Start & Associates, Inc
	Children’s Home Society – Spokane
	Evergreen Club
	Excelsior Youth Center
	Sacred Heart Medical Center
	SEER Supported Education Enhancing Rehabilitation
	Spokane County Juvenile Services
	Spokane County Supportive Living Program
	Spokane School District #81
The N.A.T.I.V.E. Project	
Thurston-Mason	Capitol Clubhouse
	Catholic Community Services Family Preservation System
Timberlands	Wahkiakum County Mental Health Services

MHD Agencies Completing the EBP Survey

RSN	MHD Agency
Chelan-Douglas	Catholic Family and Child Service
	Children’s Home Society – Wenatchee
	Columbia Valley Community Health
Clark	Catholic Community Services – Vancouver
	Children’s Center
	Children’s Home Society of Washington – Vancouver
	Columbia River MH Services
	Family Solutions
	Institute for Family Development – Vancouver*
	Lifeline Connections
	Southwest Washington Medical Center
Grays Harbor	Behavioral Health Resources – Elma
Greater Columbia	Benton & Franklin Counties Crisis Unit
	Blue Mountain Counseling
	Catholic Family and Child Services – Yakima
	Central Washington Comprehensive Mental Health
	Garfield County Human Services*
	Harvest House
	Institute for Family Development*
	Lourdes Counseling Center
	Lourdes Wilson House*
	Lutheran Community Services Northwest
	Nueva Esperanza Community Counseling Services
	Palouse River Counseling Services
	Rising Sun Clubhouse
	Rogers Counseling Center
	Sunderland Family Treatment Services
	Sunrise Club
	Walla Walla Department of Human Services
	Yakima Valley Farmworkers Behavioral Health Services
Yakima Valley Memorial Hospital	
King	Atlantic Street Center
	Auburn Youth Resources
	Catholic Community Services – Seattle
	Center for Human Services
	Children’s Hospital and Regional Medical Center
	Community Psychiatric Clinic
	Consejo Counseling and Referral Services
	Crisis Clinic of Seattle
	Evergreen Healthcare
	Harborview Medical Center

MHD Agencies Completing the EBP Survey (cont)

RSN	MHD Agency
King	Harborview Mental Health Services
	Highline West Seattle Mental Health Center
	Institute for Family Development – King Prime Time Projects
	Northwest Hospital
	Pathways Mental Health
	Prime Time Projects
	Ryther Child Center
	Sea Mar Community Health Center
	Sea Mar Counseling and Social Services – Tacoma
	Seattle Children’s Home
	Southwest Youth and Family Services
	Transitional Resources
	Valley Cities Counseling & Consultation
	West Seattle Psychiatric Hospital
	YMCA Mental Health Services
North Central	Community Counseling Services of Adams County
	Ferry County Community Services
	Grant Mental Healthcare
	Okanogan Behavioral Healthcare
	Pend Oreille County Counseling Services
	Stevens County Counseling Services
North Sound	Bridgeways
	Catholic Community Services – Bellingham
	Northwest Youth Services
	Skagit Valley Hospital
	Snohomish County Human Services Mental Health Division
	St. Joseph Hospital Mental Health Unit
	Sunrise Services
	United General Hospital
	Valley General Hospital
	Volunteers of America Care Crisis Response Services
Peninsula	Jefferson Counseling Center
	Kitsap Mental Health Services
	Kitsap Mental Health Services Inpatient Unit*
Pierce	Comprehensive Mental Health
	Good Samaritan Behavioral Healthcare
	Greater Lakes Mental Healthcare
	Pearl Street Center*
	Pierce County Evaluation and Treatment

MHD Agencies Completing the EBP Survey (cont)

RSN	MHD Agency
Pierce	Pierce County Mobile Outreach Crisis Team & Crisis Response
	Rose House
Southwest	Lower Columbia Mental Health C. (Cowlitz Co. Guidance Assoc)
	PeaceHealth – St. John Medical C./C. for Behavioral Solutions
	Toutle River Ranch/Youth and Family Link
Spokane	Camas Institute-Behavioral Health Department
	Catholic Family Services Counseling Program – Spokane
	Community Detox Services of Spokane County
	Family Services Spokane
	Institute for Family Development Spokane*
	Lutheran Community Services Northwest – Inland Northwest Area
	Partners with Families and Children
	Saint Joseph Family Center
	SNAP – Spokane Neighborhood Action Program
	Spokane County Jail Services
	Spokane Mental Health
	Tamarack Center
	Volunteers of America – Passages
	YFA Connections
Thurston-Mason	Behavioral Health Resources
	Providence St. Peter Hospital
Timberlands	Cascade Mental Health*
	Cascade Mental Health Care – Centralia
	Willipa Counseling Center
	Willipa Counseling Center*

*Roll-up/Completes

DASA Agencies Not Completing the EBP Survey

RSN	DASA Agency
Chelan-Douglas	Center For Alcohol And Drug Treatment (The)
Grays Harbor	Northwest Indian Treatment Center - Elma
	TSAPOWUM / Chehalis Tribal Chemical Dependency Program
Greater Columbia	Alcohol Drug Dependency Service - Ellensburg ADDS
	Community Counseling Clinic LLC (Union Gap)
	Palouse River Counseling Center
	Veterans Administration - Yakima Substance Abuse Outreach
	Veterans Administration Medical Center - Walla Walla
	Yakama Indian Nation Comprehensive Alcoholism Program
	Yakima County Assessment Service
King	Alternatives - Seattle
	Avalon Center, The
	Bi-County Co-Occurring Residential Treatment Center
	Central Youth And Family Services
	Community Psychiatric Clinic - Bellevue
	Consejo Counseling And Referral - Seattle
	Genesis House
	Intercept Associates
	Kent Youth And Family Services
	Korean Community Counseling Center
	Lakeside-Milam Recovery Center (Kirkland Inpatient)
	Muckleshoot Behavioral Health Program
	Ryther Child Center - West Seattle Outpatient Branch
	Seattle Counseling Service for Sexual Minorities
	Sound Mental Health-NCI Renton
	Therapeutic Health Services - Seneca Branch
	Therapeutic Health Services - Shoreline
	Therapeutic Health Services - Summit Branch
	Thunderbird Treatment Center
	Washington Asian/Pacific Islander Families
Youth Eastside Services - Lake Washington Branch	

DASA Agencies Not Completing the EBP Survey (cont)

RSN	DASA Agency
North Central	Kalispel Social Services - Usk
	Lincoln County Alcohol & Drug Center
	Okanogan Behavioral Healthcare, Inc.
	Spokane Tribe Of Indians Substance Abuse Program
North Sound	Catholic Community Services - Recovery Center - Bellingham
	Catholic Community Services - Recovery Center - Everett
	Catholic Community Services - Recovery Center - Marysville
	Island Crossing Counseling Services
	La Esperanza Health Counseling Services
	Lummi Counseling Services
	Nooksack Tribe`s Genesis II
	Phoenix Recovery Services, LLC
	Sea Mar Substance Abuse Outpatient Services -- Main Facility
	Swinomish Alcohol Program
	Therapeutic Health Services - Everett Branch
	Tulalip Tribal Family Services Chemical Dependency Program
	Tulalip Tribes Family Services CD Youth Program
	Upper Skagit Tribe Chemical Dependency Treatment Program
Westcoast Counseling and Treatment Center	
Peninsula	Cascade Recovery Center - Silverdale
	Highland Courte
	Kitsap Mental Health Services
	Kitsap Recovery Center
	Klallam Counseling Services
	Peninsula Community Mental Health Center
	Quileute Addictions Program
	Safe Harbor Recovery Center - Sequim, Inc.
	Suquamish Tribe Wellness Program
	Trillium Treatment Center
West Sound Treatment Center - Fuller Wise Bldg	

DASA Agencies Not Completing the EBP Survey (cont)

RSN	DASA Agency
Pierce	Chief Leschi School
	Foundation for Multicultural Solutions
	Madigan Army Medical Center (MAMC)
	Moms & Women`s Recovery Center - East Puyallup Branch
	Moms & Women`s Recovery Center - South (Parkland) Branch
	Moms & Women`s Recovery Center - Tacoma Branch
	Prosperity Counseling & Treatment Services, Inc.
	Puyallup Tribal Treatment Center
	Remann Hall Alcohol/Drug Development Program (RHADD)
	Sea Mar Outpatient Substance Abuse Services - Tacoma
	Tacoma/Pierce County Treatment Services - Unit 1
	Tacoma/Pierce County Treatment Services - Unit 2
	Southwest
Spokane	Alcohol/Drug Network (CHIPS)
	Camas Institute Behavioral Health Services
	Daybreak Of Spokane (Intensive Inpatient Program)
	N.A.T.I.V.E. Project
	Northeast Washington Treatment Alternatives
	SPARC -- Spokane Addiction Recovery Centers
	SPARC Intensive Inpatient Services (Christoph House/Delaney)
	SPARC Outpatient Services
Thurston-Mason	Northwest Indian Treatment Center - Shelton Outpatient Servi
Timberlands	Eugenia Center
	Wahkiakum Chemical Dependency Services

DASA Agencies Completing the EBP Survey

RSN	DASA Agency
Clark	Columbia River Mental Health
	Daybreak - Vancouver (Male-Youth Inpatient)
	Lifeline Connections
	Northwest Recovery Center
Grays Harbor	HarborCrest Behavioral Health
	Quinault Indian Nation
	True North- Grays Harbor
Greater Columbia	Advocates for Wellness
	Benton And Franklin Counties Assessment Center
	Blue Mountain Counseling of Columbia County
	Casa de Esperanza -- Behavioral Health Services
	Casa de Esperanza - Grandview
	Cascade Recovery Resource Center
	Casita del Rio - Unit I
	Casita Del Rio - Unit II
	Central Washington Comprehensive Mental Health
	Crossroads Behavioral Health - Stevenson
	Dependency Health Services
	Dependency Health Services - Goldendale
	Dependency Health Services - Yakima Outpatient
	Garfield County Human Services - Pomeroy Office*
	Lourdes Counseling Center - Pasco
	Merit Resource Services - Sunnyside
	Merit Resource Services - Toppenish Branch
	Merit Resource Services - Wapato Branch
	Merit Resource Services - Yakima
	Quality Behavioral Health -- Clarkston Main Facility
	Serenity Point Counseling Services, LLC
	Skamania County Counseling Center
	Somerset Counseling Center
	Sundown M Ranch
	Triumph Treatment Services
	Triumph Treatment Services - James Oldham Treatment Center
	Triumph Treatment Services - Riel House
Unity Counseling Services	
King	Asian Counseling and Referral Service (ACRS)
	Auburn Youth Resources
	Catholic Community Services - South King County
	Center For Human Services
	Community Psychiatric Clinic - Belltown
	Community Psychiatric Clinic - Bridgeway

DASA Agencies Completing the EBP Survey (cont)

RSN	DASA Agency
King	Community Psychiatric Clinic - Northgate Branch
	Community Psychiatric Clinic - Wallingford House
	Community Psychiatric Clinic- Seattle
	Consejo Counseling and Referral - Eastside Branch
	Downtown Emergency Service Center (Seattle)
	Evergreen Treatment Services - Unit 1
	Evergreen Treatment Services - Unit 2*
	Evergreen Treatment Services - Unit 3*
	Friends Of Youth
	Harborview Medical Center Addictions Program
	Highline - West Seattle Mental Health Center (Burien)
	Northshore STARS Program
	Perinatal Treatment Services -- Seattle
	Pioneer Counseling Services
	Pioneer DOSA West
	Raging River Recovery Center
	Recovery Centers of King County - Kent Branch
	Recovery Centers of King County - Main Facility
	Recovery Centers of King County - Seattle Detox/Inpatient Ce
	Renton Area Youth And Family Services
	Residence XII - Kirkland (formerly Kenmore/Bothell)
	Ruth Dykeman Youth & Family Services
	Ryther Child Center - Main Facility
	Safeco Safehouse Branch (Girls Adolescent Program)
	Sea mar Community Health
	Seadrunar - Forest Park
	Sea Mar Renacer Youth Treatment Center*
	Seattle Indian Health Board
	Sound Mental Health-Bellevue
	Sound Mental Health-Capitol Hill
	Sound Mental Health-NCI Auburn
	Sound Mental Health-NCI Kent/SCS Kent
Sound Mental Health-NCI Northgate	
Sound Mental Health-Service Center Auburn	
Sound Mental Health-Service Center Tukwila	

DASA Agencies Completing the EBP Survey (cont)

RSN	DASA Agency
King	Therapeutic Health Services - Rainier Branch (South)
	Valley Cities Counseling & Consultation – Auburn*
	Valley Cities Counseling & Consultation – Federal Way Comprehensive Services
	Valley Cities Counseling & Consultation – Kent*
	Veterans Administration Puget Sound Health Care System- Seatt
	Youth Eastside Services
North Central	Adams County Community Counseling Services
	Change Point of Ferry County Counseling Services
	Colville Tribal Alcohol/Drug Program - Omak
	Colville Tribal Alcohol/Drug Program - Inchelium
	Colville Tribal Alcohol/Drug Program - Keller
	Colville Tribal Alcohol/Drug Program - Nespelem
	Grant County Prevention and Recovery Center (PARC)
	Pend Oreille County Counseling Services
	Stevens County Counseling Services
	Stevens County Counseling Services (Colville)
North Sound	Compass Health - Camano Island*
	Compass Health - Coupeville
	Compass Health – Langley*
	Compass Health - Oak Harbor*
	Compass Health – San Juan
	Evergreen Manor Outpatient Services - Main Campus*
	Evergreen Manor Outpatient Services- Wall Street Campus
	Evergreen Manor Residential Services-Unit 1 (Bldg B)
	Evergreen Residential Services -Unit 2 (Bldg C)
	Pioneer Center North
	Sea Mar - Visions
	Sea Mar Community Health Care Centers - Monroe
	Sea Mar Substance Abuse Outpatient Services - Mt Vernon
	Sea Mar Substance Abuse Services - Everett
	Skagit Recovery Center - John King Recovery House
	St. Joseph Hospital - Bellingham
	St. Joseph Hospital - Ferndale Branch
	Stillaguamish Tribe of Indians
	The Center - Lynden
	Westcoast Counseling and Treatment Center

DASA Agencies Completing the EBP Survey (cont)

RSN	DASA Agency
Peninsula	Agape
	Jamestown S`Klallam Chemical Dependency Program
	Makah Chemical Dependency Program
	Naval Hospital
	Olalla Guest Lodge
	Olympic ESD 114 Youth Recovery Program
	Olympic Personal Growth Center
	Port Gamble S'Klallam Recovery Center
	Safe Harbor Recovery Center, Inc. FPC (Pt Townsend) AND
	True Star Recovery Program (Clallam County Youth Services)
	WEOS – Oak Street Center
	West End Outreach Services - Oak Street Center (Port Angeles)
	Pierce
Perinatal Treatment Svcs - Pierce County Adolescent Fresh St	
Pierce County Alliance	
Prosperity Wellness Center	
Sea Mar Residential Alcohol/Drug Treatment - Tacoma Adult	
The Center East (Sumner)*	
The Center for Substance Abuse and Recovery	
The Center South (Gravelly Lake -- Lakewood)*	
Veterans Administration Medical Center/American Lake	
Southwest	Cowlitz Tribal Treatment Program - Longview
	Drug Abuse Prevention Center (Castle Rock)
	Drug Abuse Prevention Center (Drug Court)
	Drug Abuse Prevention Center (Longview Inpatient & OP)
Spokane	American Behavioral Health Systems – Cozza Branch*
	American Behavioral Health Systems - Mission Branch
	Daybreak Of Spokane (Outpatient Program)
	Excelsior Youth Centers, Inc. - Spokane
	Isabella House
	New Horizon Counseling Services
	Partners with Families and Children: Spokane
	Pioneer Center East - Spokane
	SATP/USVAMC
	STEPPS - Youth Family Adult (YFA) Connections
	Sun Ray Court (Adult Male Branch)
The Healing Lodge of the Seven Nations	

DASA Agencies Completing the EBP Survey (cont)

RSN	DASA Agency
Thurston-Mason	Alternatives Professional Counseling, Inc. (Olympia)
	BHR Recovery Services-Olympia
	BHR Recovery Services-Shelton*
	Nisqually Tribal Substance Abuse & Prevention Program
	Sea Mar Outpatient Substance Abuse Services-Olympia
	Skokomish H.O.P.E. Alcohol & Drug Program
	St. Peter Chemical Dependency Center - Aberdeen ADATSA*
	St. Peter Chemical Dependency Center – Belfair*
	St. Peter Chemical Dependency Center – Hoquiam*
	St. Peter Chemical Dependency Center - Main Facility
	St. Peter Chemical Dependency Center – Shelton*
	South Sound Clinic of Evergreen Treatment Services
	True North-ESD 113 - Lewis (Student Assistance Program)
	True North-ESD 113 - Mason (Student Assistance Program)
	True North-ESD 113 - Thurston (Student Assistance Program)
True North-ESD 113 - Yelm (Student Assistance Program)	
Timberlands	Addictions Recovery Center - Chehalis
	Addictions Recovery Center - Long Beach Branch
	Addictions Recovery Center - Longview Branch
	Addictions Recovery Center - Morton Branch
	Addictions Recovery Center - South Bend
	Lewis County Social Services (Jail Treatment Program)
	Shoalwater Bay Indian Tribe

JRA Agencies Completing the EBP Survey

RSN	JRA Agency
Chelan-Douglas	Canyon View Community Facility
Greater Columbia	Camp Outlook
	Parke Creek Treatment Center
	Ridgeview Community Facility
	Twin Rivers Community Facility
	DSHS/ JRA Region 2
King	Echo Glen Children's Center
	Woodinville Treatment Center
	DSHS/ JRA Region 4
North Sound	DSHS/ JRA Region 3
Pierce	Oakridge Community Facility
	DSHS/ JRA Region 5
Spokane	DSHS/ JRA Region 1
Timberlands	Green Hill School
	Maple Lane School
	Naselle Youth Camp
	DSHS/ JRA Region 6

Children’s Administration Agencies Not Completing the EBP Survey

RSN	CA Agency
Pierce	Catholic Community Services – Pierce County

Children’s Administration Agencies Completing the EBP Survey

RSN	CA Agency
Clark	Children’s Home Society
Greater Columbia	Yakima Valley Farmworkers
King	Auburn Youth Resources
	Children’s Hospital and Regional Medical Center/Harborview
	Encompass
	Institute for Family Development
	King County Sexual Assault Resource Center
	Odessa Brown*
	Ruth Dykeman
North Sound	Deaconess Children’s Services
	Grayson and Associates
Pierce	Advantages Plus Counseling
	Comprehensive Mental Health
	Tacoma Pierce County Health Department
Spokane	Lutheran Community Services

*Roll-up/Complete

EBP Completions by County and Agency Type

	MHD*		DASA		JRA		CA		TOTAL	
	N	% Complete	N	% Complete	N	% Complete	N	% Complete	N	% Complete
Adams	1	100.0%	1	100.0%	—	—	—	—	2	100.0%
Asotin	1	100.0%	1	100.0%	—	—	—	—	2	100.0%
Benton	4	100.0%	3	100.0%	1	100.0%	—	—	8	100.0%
Chelan	4	75.0%	1	0.0%	—	—	—	—	5	60.0%
Clallam	2	0.0%	12	50.0%	—	—	—	—	14	42.9%
Clark	9	88.9%	4	100.0%	—	—	1	100.0%	14	92.9%
Columbia	—	—	1	100.0%	—	—	—	—	1	100.0%
Cowlitz	4	75.0%	5	80.0%	—	—	—	—	9	77.8%
Douglas	—	—	—	—	1	100.0%	—	—	1	100.0%
Ferry	1	100.0%	1	100.0%	—	—	—	—	2	100.0%
Franklin	2	100.0%	2	100.0%	1	100.0%	—	—	5	100.0%
Garfield	1	100.0%	1	100.0%	—	—	—	—	2	100.0%
Grant	1	100.0%	1	100.0%	—	—	—	—	2	100.0%
Grays Harbor	2	50.0%	5	60.0%	—	—	—	—	7	57.1%
Island	—	—	4	100.0%	—	—	—	—	4	100.0%
Jefferson	1	100.0%	1	100.0%	—	—	—	—	2	100.0%
King	49	51.0%	68	69.1%	3	100.0%	7	100.0%	127	64.6%
Kitsap	3	66.7%	10	50.0%	—	—	—	—	13	53.8%
Kittitas	—	—	2	50.0%	1	100.0%	—	—	3	66.7%
Klickitat	—	—	2	100.0%	—	—	—	—	2	100.0%
Lewis	2	100.0%	7	85.7%	2	100.0%	—	—	11	90.9%
Lincoln	—	—	1	0.0%	—	—	—	—	1	0.0%
Mason	—	—	2	50.0%	—	—	—	—	2	50.0%
Okanogan	1	100.0%	5	80.0%	—	—	—	—	6	83.3%
Pacific	2	100.0%	1	100.0%	1	100.0%	—	—	4	100.0%
Pend Oreille	1	100.0%	2	50.0%	—	—	—	—	3	66.7%
Pierce	11	63.6%	21	42.9%	2	100.0%	4	75.0%	38	55.3%
San Juan	—	—	1	100.0%	—	—	—	—	1	100.0%
Skagit	3	66.7%	6	50.0%	—	—	—	—	9	55.6%
Skamania	1	0.0%	2	100.0%	—	—	—	—	3	66.7%
Snohomish	11	45.5%	14	50.0%	1	100.0%	2	100.0%	28	53.6%
Spokane	23	60.9%	20	60.0%	1	100.0%	1	100.0%	45	62.2%
Stevens	1	100.0%	3	66.7%	—	—	—	—	4	75.0%
Thurston	4	50.0%	15	100.0%	1	100.0%	—	—	20	90.0%
Wahkiakum	1	0.0%	1	0.0%	—	—	—	—	2	0.0%
Walla Walla	4	75.0%	3	33.3%	—	—	—	—	7	57.1%
Whatcom	7	42.9%	10	50.0%	—	—	—	—	17	47.1%
Whitman	2	100.0%	1	0.0%	—	—	—	—	3	66.7%
Yakima	6	100.0%	17	82.4%	2	100.0%	1	100.0%	26	88.5%
OVERALL	165	63.6%	257	66.90%	17	100.0%	16	93.75%	455	67.9%

* Some sites completed a survey for multiple agencies. Each agency is represented in this table.

APPENDIX E

Tables

Appendix E Contents

Q1.	Which of the following services are offered by this agency?.....	E - 1
Q2.	Is this a solo practice, meaning an office with a single practitioner or therapist?.....	E - 1
Q3.	What is the population of the service area for your agency?.....	E - 1
Q4a.	In the list below, please indicate which of the following evidence based practices (EBPs) your agency currently provides.	E - 2
Q4b.	Also indicate whether program fidelity is assessed or monitored for those practices you are currently providing.	E - 3
Q5.	For the practices your agency currently provides, please indicate which mechanisms are used to provide training. Select all that apply.....	E - 4
Q6.	For the practices your agency currently provides, please indicate which target populations you are providing the EBP for.....	E - 9
Q7.	For the practices your agency currently provides, please indicate how successful your agency has been in implementing the EBPs listed below.	E - 14
Q8.	For the practices your agency currently provides, how effective do you think the EBP is at producing positive client outcomes?.....	E - 19
Q9.	Are there any EBPs that you are NOT currently using but want to use in the future?.....	E - 23
Q10.	Please indicate whether any of the barriers listed below interfere with your agency in providing EBPs you are using or want to use?.....	E - 24
Q11.	What type of assistance is most needed by your agency to help facilitate the adoption and implementation of evidence based practices?.....	E - 29
Q12a.	Does your agency serve populations or address specific client needs for which there are no known or available evidence-based practices?.....	E - 29
Q13.	Please rate your agency's interest in continuing/beginning to implement EBPs into your treatment program.	E - 29
Q14.	What initiatives, if any, is your agency implementing to promote the adoption of evidence based practices (EBPs)?	E - 30
Q15b.	What method is your agency using?.....	E - 30
Q16.	How many unduplicated clients did your agency serve in Fiscal Year 2007 (July 1, 2006 – June 30, 2007)?.....	E - 31
Q17a.	For each EBP that you are currently providing, please provide the total number of Adult (18 years old and older) unduplicated clients served in FY 2007 (July 1, 2006-June 30, 2007)?.....	E - 32
Q17b.	For each EBP that you are currently providing, please provide the total number of Children (less than 18 years old) unduplicated clients served in FY 2007 (July 1, 2006-June 30, 2007)?.....	E - 33
Q17c.	For each EBP that you are currently providing, please provide the total number of unduplicated clients served in FY 2007 (July 1, 2006-June 30, 2007)?.....	E - 34
Q19a.	What is your current job title?.....	E - 35
Q19b.	How many years have you been working at this agency?.....	E - 38

Q1. Which of the following services are offered by this agency?

	MHD (n = 96)	DASA (n = 154)	JRA (n = 17)	CA (n = 14)	Total (n = 281)
Intake, Assessment, or Referral	89.6%	92.2%	100.0%	7.1%	87.5%
Chemical Dependency Treatment	35.4%	98.1%	29.4%	—	67.6%
Mental Health Treatment	91.7%	41.6%	29.4%	14.3%	56.6%
Co-Occurring Disorders Treatment	51.0%	52.6%	23.5%	—	47.7%
Other	44.8%	28.6%	76.5%	100.0%	40.6%

*Question allowed multiple responses

Q2. Is this a solo practice, meaning an office with a single practitioner or therapist?

	MHD (n = 96)	DASA (n = 154)	JRA (n = 17)	CA (n = 14)	Total (n = 281)
Yes	—	4.5%	—	—	2.5%
No	100.0%	95.5%	100.0%	100.0%	97.5%

Q3. What is the population of the service area for your agency?

	MHD (n = 96)	DASA (n = 154)	JRA (n = 17)	CA (n = 14)	Total (n = 281)
Population less than 5,000	6.3%	15.6%	5.9%	—	11.0%
Population between 5,001 and 50,000	17.7%	23.4%	—	—	18.9%
Population between 50,001 and 500,000	47.9%	39.0%	—	71.4%	41.3%
Population greater than 500,000	28.1%	22.1%	94.1%	28.6%	28.8%

Q4a. In the list below, please indicate which of the following evidence based practices (EBPs) your agency currently provides.

	MHD (n = 96)	DASA (n = 154)	JRA (n = 17)	CA (n = 14)	Total (n = 281)
Aggression Replacement Training	12.5%	9.7%	29.4%	—	11.4%
Assertive Community Treatment (ACT/PACT)	17.7%	3.9%	—	—	8.2%
Behavioral Treatment for Substance Abuse in Schizophrenia	4.2%	3.9%	—	—	3.6%
Brief Strategic Family Therapy	21.9%	9.7%	—	—	12.8%
Cognitive Behavior Therapies (CBT)	72.9%	53.2%	5.9%	—	54.4%
Contingency Management (Co-occurring)	10.4%	8.4%	—	—	8.2%
Dare to be you	1.0%	—	—	—	0.4%
Dialectical Behavioral Therapy (DBT)	43.8%	30.5%	58.8%	—	35.2%
Eye Movement Desensitization & Reprocessing (EMDR)	14.6%	3.2%	—	—	6.8%
Family Integrated Transitions	6.3%	1.9%	23.5%	—	4.6%
Family Psychoeducation	37.5%	14.3%	—	—	20.6%
Functional Family Therapy	15.6%	5.8%	35.3%	7.1%	11.0%
Gatekeeper Program	7.3%	—	—	—	2.5%
Illness Self-Management/Illness Management & Recovery	18.8%	1.9%	—	—	7.5%
Incredible Years	3.1%	—	—	7.1%	1.4%
Integrated Dual Disorders	30.2%	20.8%	—	—	21.7%
Interpersonal Therapy	12.5%	7.8%	—	—	8.5%
Medication Management	46.9%	20.1%	—	—	27.0%
Motivational Enhancement Therapy (MET)	12.5%	18.8%	—	—	14.6%
Motivational Interviewing	46.9%	64.3%	—	—	51.2%
Multi-Family Group Treatment (MFG)	7.3%	5.2%	—	—	5.3%
Multidimensional Family Therapy	6.3%	1.3%	—	—	2.8%
Multidimensional Treatment Foster Care	5.2%	0.6%	5.9%	21.4%	3.6%
Multisystematic Therapy	18.8%	5.8%	—	—	9.6%
Nurse-Family Partnership	—	0.6%	—	7.1%	0.7%
Parent-Child Interaction Therapy	15.6%	6.5%	—	71.4%	12.5%
Peer Support	34.4%	19.5%	—	—	22.4%
Promoting Alternative Thinking Strategies (PATH)	1.0%	2.6%	—	—	1.8%
Second Step	5.2%	3.2%	—	—	3.6%
Seeking Safety: A Psychotherapy for Trauma/PTSD & Substance Abuse	6.3%	12.3%	—	—	8.9%
Strengthening Families Program (SFP)	10.4%	9.1%	—	—	8.5%
Supported Employment	27.1%	6.5%	—	—	12.8%
Supported Housing	17.7%	7.1%	—	—	10.0%
Therapeutic Foster Care	10.4%	1.3%	—	—	4.3%
Other (Specify:)	39.6%	26.6%	58.8%	—	31.7%
Other (Specify:)	17.7%	7.8%	—	—	10.3%
Not applicable, we do not provide any evidence-based practices (EBPs)	5.2%	6.5%	—	7.1%	5.7%

Q4b. Also indicate whether program fidelity is assessed or monitored for those practices you are currently providing.

	MHD		DASA		JRA		CA		Total	
	%	N	%	N	%	N	%	N	%	N
Aggression Replacement Training	58.3%	12	60.0%	15	0.0%	5	—	—	50.0%	32
Assertive Community Treatment (ACT/PACT)	76.5%	17	50.0%	6	—	—	—	—	69.6%	23
Behavioral Treatment for Substance Abuse in Schizophrenia	25.0%	4	16.7%	6	—	—	—	—	20.0%	10
Brief Strategic Family Therapy	23.8%	21	20.0%	15	—	—	—	—	22.2%	36
Cognitive Behavior Therapies (CBT)	28.6%	70	42.7%	82	0.0%	1	—	—	35.9%	153
Contingency Management (Co-occurring)	10.0%	10	46.2%	13	—	—	—	—	30.4%	23
Dare to be you	0.0%	1	—	—	—	—	—	—	0.0%	1
Dialectical Behavioral Therapy (DBT)	42.9%	42	40.4%	47	0.0%	10	—	—	37.4%	99
Eye Movement Desensitization & Reprocessing (EMDR)	28.6%	14	20.0%	5	—	—	—	—	26.3%	19
Family Integrated Transitions	50.0%	6	100.0%	3	100.0%	4	—	—	76.9%	13
Family Psychoeducation	22.2%	36	31.8%	22	—	—	—	—	25.9%	58
Functional Family Therapy	73.3%	15	44.4%	9	100.0%	6	100.0%	1	71.0%	31
Gatekeeper Program	28.6%	7	—	—	—	—	—	—	28.6%	7
Illness Self-Management/Illness Management & Recovery	50.0%	18	0.0%	3	—	—	—	—	42.9%	21
Incredible Years	0.0%	3	—	—	—	—	100.0%	1	25.0%	4
Integrated Dual Disorders	48.3%	29	53.1%	32	—	—	—	—	50.8%	61
Interpersonal Therapy	25.0%	12	33.3%	12	—	—	—	—	29.2%	24
Medication Management	33.3%	45	48.4%	31	—	—	—	—	39.5%	76
Motivational Enhancement Therapy (MET)	33.3%	12	62.1%	29	—	—	—	—	53.7%	41
Motivational Interviewing	26.7%	45	46.5%	99	—	—	—	—	40.3%	144
Multi-Family Group Treatment (MFG)	71.4%	7	37.5%	8	—	—	—	—	53.3%	15
Multidimensional Family Therapy	16.7%	6	50.0%	2	—	—	—	—	25.0%	8
Multidimensional Treatment Foster Care	80.0%	5	100.0%	1	100.0%	1	100.0%	3	90.0%	10
Multisystematic Therapy	72.2%	18	44.4%	9	—	—	—	—	63.0%	27
Nurse-Family Partnership	—	—	0.0%	1	—	—	100.0%	1	50.0%	2
Parent-Child Interaction Therapy	53.3%	15	60.0%	10	—	—	100.0%	10	68.6%	35
Peer Support	24.2%	33	56.7%	30	—	—	—	—	39.7%	63
Promoting Alternative Thinking Strategies (PATH)	100.0%	1	75.0%	4	—	—	—	—	80.0%	5
Second Step	40.0%	5	80.0%	5	—	—	—	—	60.0%	10
Seeking Safety: A Psychotherapy for Trauma/PTSD & Substance Abuse	66.7%	6	15.8%	19	—	—	—	—	28.0%	25
Strengthening Families Program (SFP)	50.0%	10	71.4%	14	—	—	—	—	62.5%	24
Supported Employment	57.7%	26	40.0%	10	—	—	—	—	52.8%	36
Supported Housing	17.6%	17	36.4%	11	—	—	—	—	25.0%	28
Therapeutic Foster Care	30.0%	10	100.0%	2	—	—	—	—	41.7%	12
Other (Specify:)	71.1%	38	58.5%	41	60.0%	10	—	—	64.0%	89
Other (Specify:)	76.5%	17	41.7%	12	—	—	—	—	41.7%	29
Overall*	38.4%	578	45.6%	555	40.7%	27	100%	16	42.7%	1176

*Note: Overall totals include the first 34 EBPs only. The “Other” EBP categories have not been included in this overall analysis. Overall sample size reflects number of EBPs included within analysis, not the number of agencies selected within each organization.

Q5. For the practices your agency currently provides, please indicate which mechanisms are used to provide training. Select all that apply.

		Internal Staff	Collaboration With Universities	Provider-to-Provider Training	Outside Accreditation	Other	Total N
Aggression Replacement Training	MHD	50.0%	8.3%	33.3%	58.3%	25.0%	12
	DASA	66.7%	—	20.0%	40.0%	6.7%	15
	JRA	100%	—	40.0%	—	—	5
	CA	—	—	—	—	—	—
	TOTAL	65.6%	3.1%	28.1%	40.6%	12.5	32
Assertive Community Treatment (ACT/PACT)	MHD	82.4%	41.2%	41.2%	41.2%	11.8%	17
	DASA	50.0%	—	57.1%	42.9%	—	6
	JRA	—	—	—	—	—	—
	CA	—	—	—	—	—	—
	TOTAL	73.9%	30.4%	43.5%	39.1%	8.7%	23
Behavioral Treatment for Substance Abuse in Schizophrenia	MHD	50.0%	50.0%	50.0%	—	50.0%	4
	DASA	83.3%	—	33.3%	33.3%	16.7%	6
	JRA	—	—	—	—	—	—
	CA	—	—	—	—	—	—
	TOTAL	70.0%	20.0%	40.0%	20.0%	30.0	10
Brief Strategic Family Therapy	MHD	66.7%	23.8%	42.9%	14.3%	—	21
	DASA	73.3%	6.7%	20.0%	33.3%	13.3%	15
	JRA	—	—	—	—	—	—
	CA	—	—	—	—	—	—
	TOTAL	69.4%	16.7%	33.3%	22.2%	5.6%	36
Cognitive Behavior Therapies (CBT)	MHD	75.7%	20.0%	35.7%	27.1%	11.4%	70
	DASA	73.2%	23.2%	37.8%	35.4%	6.1%	82
	JRA	100%	—	—	—	—	1
	CA	—	—	—	—	—	—
	TOTAL	74.5%	21.6%	36.6%	31.4%	8.5%	153
Contingency Management (co-occurring)	MHD	70.0%	20.0%	60.0%	30.0%	—	10
	DASA	76.9%	7.7%	46.2%	46.2%	23.1%	13
	JRA	—	—	—	—	—	—
	CA	—	—	—	—	—	—
	TOTAL	73.9%	13.0%	52.2%	39.1%	13%	23
Dare to Be You	MHD	100.0%	100.0%	100.0%	—	—	1
	DASA	—	—	—	—	—	—
	JRA	—	—	—	—	—	—
	CA	—	—	—	—	—	—
	TOTAL	100.0%	100.0%	100.0%	—	—	1
Dialectical Behavioral Therapy (DBT)	MHD	81.0%	26.2%	52.4%	50.0%	7.1%	42
	DASA	74.5%	34.0%	40.4%	57.4%	4.3%	47
	JRA	100%	10.0%	80.0%	—	20.0%	10
	CA	—	—	—	—	—	—
	TOTAL	79.8%	28.3%	49.5%	48.5%	7.1%	99

		Internal Staff	Collaboration With Universities	Provider-to-Provider Training	Outside Accreditation	Other	Total N
Eye Movement Desensitization & Reprocessing (EMDR)	MHD	57.1%	—	35.7%	78.6%	—	14
	DASA	60.0%	20.0%	40.0%	20.0%	20.0%	5
	JRA	—	—	—	—	—	—
	CA	—	—	—	—	—	—
	TOTAL	57.9%	5.3%	36.8%	63.2%	5.3%	19
Family Integrated Transitions	MHD	50.0%	33.3%	—	16.7%	33.3%	6
	DASA	100%	—	66.7%	—	—	3
	JRA	100%	100%	100%	—	—	4
	CA	—	—	—	—	—	—
	TOTAL	76.9%	46.2%	46.2%	7.7%	15.4%	13
Family Psychoeducation	MHD	83.3%	8.3%	44.4%	27.8%	11.1%	36
	DASA	90.9%	13.6%	27.3%	18.2%	4.5%	22
	JRA	—	—	—	—	—	—
	CA	—	—	—	—	—	—
	TOTAL	86.2%	10.3%	37.9%	24.1%	8.6%	58
Functional Family Therapy	MHD	53.3%	13.3%	46.7%	66.7%	6.7%	15
	DASA	77.8%	11.1%	11.1%	33.3%	11.1%	9
	JRA	100%	66.7%	100%	—	—	6
	CA	—	—	—	—	100%	1
	TOTAL	67.7%	22.6%	45.2%	41.9%	9.7%	31
Gatekeeper program	MHD	85.7%	14.3%	71.4%	28.6%	14.3%	7
	DASA	—	—	—	—	—	—
	JRA	—	—	—	—	—	—
	CA	—	—	—	—	—	—
	TOTAL	85.7%	14.3%	71.4%	28.6%	14.3%	7
Illness Self-Management/Illness Management & Recovery	MHD	83.3%	16.7%	44.4%	22.2%	11.1%	18
	DASA	100%	33.3%	33.3%	66.7%	—	3
	JRA	—	—	—	—	—	—
	CA	—	—	—	—	—	—
	TOTAL	85.7%	19.0%	42.9%	28.6%	9.5%	21
Incredible Years	MHD	66.7%	33.3%	33.3%	100%	—	3
	DASA	—	—	—	—	—	—
	JRA	—	—	—	—	—	—
	CA	—	—	—	—	100%	1
	TOTAL	50.0%	25.0%	25.0%	75.0%	25.0%	4
Integrated Dual Disorders Treatment	MHD	75.9%	10.3%	44.8%	44.8%	17.2%	29
	DASA	84.4%	15.6%	40.6%	37.5%	12.5%	32
	JRA	—	—	—	—	—	—
	CA	—	—	—	—	—	—
	TOTAL	80.3%	13.1%	42.6%	41.0%	14.8%	61

		Internal Staff	Collaboration With Universities	Provider-to-Provider Training	Outside Accreditation	Other	Total N
Interpersonal Therapy	MHD	75.0%	25.0%	41.7%	50.0%	8.3%	12
	DASA	83.3%	—	16.7%	41.7%	—	12
	JRA	—	—	—	—	—	—
	CA	—	—	—	—	—	—
	TOTAL	79.2%	12.5%	29.2%	45.8%	4.2%	24
Medication Management	MHD	64.4%	15.6%	40.0%	33.3%	11.1%	45
	DASA	48.4%	12.9%	32.3%	48.4%	12.9%	31
	JRA	—	—	—	—	—	—
	CA	—	—	—	—	—	—
	TOTAL	57.9%	14.5%	6.8%	39.5%	11.8%	76
Motivational Enhancement Therapy (MET)	MHD	58.3%	33.3%	50.0%	25.0%	33.3%	12
	DASA	82.8%	17.2%	34.5%	44.8%	6.9%	29
	JRA	—	—	—	—	—	—
	CA	—	—	—	—	—	—
	TOTAL	75.6%	22.0%	39.0%	39.0%	14.6%	41
Motivational Interviewing	MHD	71.1%	13.3%	37.8%	35.6%	20.0%	45
	DASA	78.8%	33.3%	29.3%	29.3%	10.1%	99
	JRA	—	—	—	—	—	—
	CA	—	—	—	—	—	—
	TOTAL	76.4%	27.1%	31.9%	31.3%	13.2%	144
Multi-Family Group Treatment (MFG)	MHD	57.1%	28.6%	28.6%	14.3%	14.3%	7
	DASA	87.5%	12.5%	12.5%	12.5%	37.5%	8
	JRA	—	—	—	—	—	—
	CA	—	—	—	—	—	—
	TOTAL	73.3%	20.0%	20.0%	13.3%	26.7%	15
Multidimensional Family Therapy	MHD	83.3%	16.7%	33.3%	33.3%	—	6
	DASA	100%	—	—	—	—	2
	JRA	—	—	—	—	—	—
	CA	—	—	—	—	—	—
	TOTAL	87.5%	12.5%	25.0%	25.0%	—	8
Multidimensional Treatment Foster Care	MHD	60.0%	—	60.0%	60.0%	—	5
	DASA	100%	—	100%	100%	—	1
	JRA	100%	—	—	100%	—	1
	CA	—	—	—	—	100%	3
	TOTAL	50.0%	—	40.0%	50.0%	30.0%	10
Multisystemic Therapy	MHD	66.7%	44.4%	27.8%	33.3%	16.7%	18
	DASA	66.7%	11.1%	11.1%	55.6%	—	9
	JRA	—	—	—	—	—	—
	CA	—	—	—	—	—	—
	TOTAL	66.7%	33.3%	22.2%	40.7%	11.1%	27

		Internal Staff	Collaboration With Universities	Provider-to-Provider Training	Outside Accreditation	Other	Total N
Nurse-Family Partnership	MHD	—	—	—	—	—	—
	DASA	100%	—	—	—	—	1
	JRA	—	—	—	—	—	—
	CA	—	—	—	—	100%	1
	TOTAL	50.0%	—	—	—	50.0%	2
Parent-Child Interaction Therapy	MHD	53.3%	13.3%	33.3%	46.7%	13.3%	15
	DASA	90.0%	20.0%	30.0%	30.0%	10.0%	10
	JRA	—	—	—	—	—	—
	CA	—	—	—	—	100%	10
	TOTAL	48.6%	11.4%	22.9%	28.6%	37.1%	35
Peer Support	MHD	69.7%	15.2%	42.4%	39.4%	21.2%	33
	DASA	86.7%	13.3%	33.3%	36.7%	3.3%	30
	JRA	—	—	—	—	—	—
	CA	—	—	—	—	—	—
	TOTAL	77.8%	14.3%	38.1%	38.1%	12.7%	63
Promoting Alternative Thinking Strategies (PATH)	MHD	100.0%	—	100.0%	100.0%	—	1
	DASA	100%	25.0%	75.0%	50.0%	25.0%	4
	JRA	—	—	—	—	—	—
	CA	—	—	—	—	—	—
	TOTAL	100%	20.0%	80.0%	60.0%	20.0%	5
Second Step	MHD	100.0%	20.0%	40.0%	20.0%	—	5
	DASA	100%	20.0%	—	20.0%	20.0%	5
	JRA	—	—	—	—	—	—
	CA	—	—	—	—	—	—
	TOTAL	100%	20.0%	20.0%	20.0%	10.0%	10
Seeking Safety: A Psychotherapy for Trauma/PTSD & Substance Abuse	MHD	66.7%	—	16.7%	16.7%	50.0%	6
	DASA	78.9%	31.6%	47.4%	42.1%	—	19
	JRA	—	—	—	—	—	—
	CA	—	—	—	—	—	—
	TOTAL	76.0%	24.0%	40.0%	36.0%	12.0%	25
Strengthening Families Program (SFP)	MHD	80.0%	10.0%	60.0%	30.0%	10.0%	10
	DASA	85.7%	7.1%	50.0%	21.4%	—	14
	JRA	—	—	—	—	—	—
	CA	—	—	—	—	—	—
	TOTAL	83.3%	8.3%	54.2%	25.0%	4.2%	24
Supported Employment	MHD	84.6%	7.7%	23.1%	38.5%	15.4%	26
	DASA	60.0%	20.0%	30.0%	40.0%	20.0%	10
	JRA	—	—	—	—	—	—
	CA	—	—	—	—	—	—
	TOTAL	77.8%	11.1%	25.0%	38.9%	16.7%	36

		Internal Staff	Collaboration With Universities	Provider-to-Provider Training	Outside Accreditation	Other	Total N
Supported Housing	MHD	100.0%	5.9%	35.3%	11.8%	—	17
	DASA	81.8%	9.1%	36.4%	27.3%	9.1%	11
	JRA	—	—	—	—	—	—
	CA	—	—	—	—	—	—
	TOTAL	92.9%	7.1%	35.7%	17.9%	3.6%	28
Therapeutic Foster Care	MHD	90.0%	—	50.0%	10.0%	—	10
	DASA	100%	—	50.0%	50.0%	—	2
	JRA	—	—	—	—	—	—
	CA	—	—	—	—	—	—
	TOTAL	91.7%	—	50.0%	16.7%	—	12
Other (Specify:)	MHD	57.9%	18.4%	28.9%	52.6%	13.2%	38
	DASA	56.1%	7.3%	19.5%	58.5%	9.8%	41
	JRA	90.0%	60.0%	80.0%	10.0%	10.0%	10
	CA	—	—	—	—	—	—
	TOTAL	60.7%	18.0%	30.3%	50.6%	11.2%	89
Other (Specify:)	MHD	70.6%	29.4%	29.4%	41.2%	11.8%	17
	DASA	75.0%	8.3%	41.7%	58.3%	8.3%	12
	JRA	—	—	—	—	—	—
	CA	—	—	—	—	—	—
	TOTAL	72.4%	20.7%	34.5%	48.3%	10.3%	29
OVERALL*	MHD	73.2%	17.5%	40.7%	35.5%	12.6%	578
	DASA	77.3%	19.8%	33.5%	36.8%	8.5%	555
	JRA	100%	33.3%	74.1%	3.7%	7.4%	27
	CA	—	—	—	—	100%	16
	TOTAL	74.7%	18.7%	37.5%	34.9%	11.7%	1176

*Note: Overall totals include the first 34 EBPs only. The “Other” EBP categories have not been included in this overall analysis. Overall sample size reflects number of EBPs included within analysis, not the number of selected within each organization.

Q6. For the practices your agency currently provides, please indicate which target populations you are providing the EBP for.

		Children	Adolescents	Adults	Elderly	Co-Occurring Disorders	Other	Total N
Aggression Replacement Training	MHD	50.0%	91.7%	25.0%	—	8.3%	—	12
	DASA	6.7%	100.0%	6.7%	—	13.3%	—	15
	JRA	—	100.0%	60.0%	—	—	20.0%	5
	CA	—	—	—	—	—	—	—
	TOTAL	21.9%	96.9%	21.9%	—	9.4%	3.1%	32
Assertive Community Treatment (ACT/PACT)	MHD	5.9%	5.9%	94.1%	17.6%	70.6%	5.9%	17
	DASA	16.7%	33.3%	100.0%	33.3%	66.7%	—	6
	JRA	—	—	—	—	—	—	—
	CA	—	—	—	—	—	—	—
	TOTAL	8.7%	13.0%	95.7%	21.7%	69.6%	4.3%	23
Behavioral Treatment for Substance Abuse in Schizophrenia	MHD	25.0%	25.0%	50.0%	25.0%	75.0%	25.0%	4
	DASA	—	—	83.3%	16.7%	83.3%	—	6
	JRA	—	—	—	—	—	—	—
	CA	—	—	—	—	—	—	—
	TOTAL	10.0%	10.0%	70.0%	20.0%	80.0%	10.0%	10
Brief Strategic Family Therapy	MHD	71.4%	66.7%	38.1%	4.8%	9.5%	9.5%	21
	DASA	20.0%	60.0%	60.0%	20.0%	46.7%	6.7%	15
	JRA	—	—	—	—	—	—	—
	CA	—	—	—	—	—	—	—
	TOTAL	50.0%	63.9%	47.2%	11.1%	25.0%	8.3%	36
Cognitive Behavior Therapies (CBT)	MHD	58.6%	72.9%	75.7%	48.6%	42.9%	2.9%	70
	DASA	9.8%	52.4%	75.6%	28.0%	53.7%	4.9%	82
	JRA	—	100.0%	—	—	—	—	1
	CA	—	—	—	—	—	—	—
	TOTAL	32.0%	62.1%	75.2%	37.3%	48.4%	3.9%	153
Contingency Management (Co-occurring)	MHD	20.0%	30.0%	70.0%	20.0%	60.0%	—	10
	DASA	—	38.5%	76.9%	23.1%	76.9%	—	13
	JRA	—	—	—	—	—	—	—
	CA	—	—	—	—	—	—	—
	TOTAL	8.7%	34.8%	73.9%	21.7%	69.6%	—	23
Dare to be you	MHD	100.0%	—	—	—	—	—	1
	DASA	—	—	—	—	—	—	—
	JRA	—	—	—	—	—	—	—
	CA	—	—	—	—	—	—	—
	TOTAL	100.0%	—	—	—	—	—	1
Dialectical Behavioral Therapy (DBT)	MHD	14.3%	50.0%	76.2%	21.4%	38.1%	4.8%	42
	DASA	—	46.8%	68.1%	8.5%	48.9%	8.5%	47
	JRA	40.0%	100.0%	80.0%	—	60.0%	10.0%	10
	CA	—	—	—	—	—	—	—
	TOTAL	10.1%	53.5%	72.7%	13.1%	45.5%	7.1%	99

		Children	Adolescents	Adults	Elderly	Co-Occurring Disorders	Other	Total N
Eye Movement Desensitization & Reprocessing (EMDR)	MHD	42.9%	57.1%	85.7%	28.6%	14.3%	—	14
	DASA	20.0%	40.0%	100.0%	20.0%	20.0%	—	5
	JRA	—	—	—	—	—	—	—
	CA	—	—	—	—	—	—	—
	TOTAL	36.8%	52.6%	89.5%	26.3%	15.8%	—	19
Family Integrated Transitions	MHD	33.3%	83.3%	66.7%	—	16.7%	16.7%	6
	DASA	—	100.0%	33.3%	33.3%	66.7%	—	3
	JRA	—	100.0%	—	—	100.0%	—	4
	CA	—	—	—	—	—	—	—
	TOTAL	15.4%	92.3%	38.5%	7.7%	53.8%	7.7%	13
Family Psychoeducation	MHD	69.4%	77.8%	77.8%	33.3%	41.7%	2.8%	36
	DASA	27.3%	72.7%	68.2%	27.3%	45.5%	9.1%	22
	JRA	—	—	—	—	—	—	—
	CA	—	—	—	—	—	—	—
	TOTAL	53.4%	75.9%	74.1%	31.0%	43.1%	5.2%	58
Functional Family Therapy	MHD	46.7%	93.3%	40.0%	6.7%	6.7%	6.7%	15
	DASA	33.3%	88.9%	33.3%	11.1%	11.1%	—	9
	JRA	83.3%	100.0%	100.0%	—	100.0%	—	6
	CA	—	100.0%	100.0%	—	—	—	1
	TOTAL	48.4%	93.5%	51.6%	6.5%	25.8%	3.2%	31
Gatekeeper Program	MHD	—	—	—	100.0%	—	—	7
	DASA	—	—	—	—	—	—	—
	JRA	—	—	—	—	—	—	—
	CA	—	—	—	—	—	—	—
	TOTAL	—	—	—	100.0%	—	—	7
Illness Self-Management/Illness Management & Recovery	MHD	11.1%	22.2%	94.4%	44.4%	50.0%	5.6%	18
	DASA	—	—	66.7%	—	66.7%	—	3
	JRA	—	—	—	—	—	—	—
	CA	—	—	—	—	—	—	—
	TOTAL	9.5%	19.0%	90.5%	38.1%	52.4%	4.8%	21
Incredible Years	MHD	66.7%	—	33.3%	—	—	33.3%	3
	DASA	—	—	—	—	—	—	—
	JRA	—	—	—	—	—	—	—
	CA	100.0%	—	100.0%	—	—	—	1
	TOTAL	75.0%	—	50.0%	—	—	25.0%	4
Integrated Dual Disorders	MHD	3.4%	13.8%	65.5%	20.7%	75.9%	6.9%	29
	DASA	—	37.5%	59.4%	15.6%	87.5%	—	32
	JRA	—	—	—	—	—	—	—
	CA	—	—	—	—	—	—	—
	TOTAL	1.6%	26.2%	62.3%	18.0%	82.0%	3.3%	61

		Children	Adolescents	Adults	Elderly	Co-Occurring Disorders	Other	Total N
Interpersonal Therapy	MHD	58.3%	58.3%	75.0%	58.3%	41.7%	8.3%	12
	DASA	16.7%	58.3%	75.0%	25.0%	66.7%	—	12
	JRA	—	—	—	—	—	—	—
	CA	—	—	—	—	—	—	—
	TOTAL	37.5%	58.3%	75.0%	41.7%	54.2%	4.2%	24
Medication Management	MHD	57.8%	68.9%	77.8%	62.2%	51.1%	—	45
	DASA	12.9%	45.2%	87.1%	51.6%	83.9%	—	31
	JRA	—	—	—	—	—	—	—
	CA	—	—	—	—	—	—	—
	TOTAL	39.5%	59.2%	81.6%	57.9%	64.5%	—	76
Motivational Enhancement Therapy (MET)	MHD	8.3%	33.3%	100.0%	41.7%	66.7%	—	12
	DASA	3.4%	58.6%	58.6%	34.5%	51.7%	—	29
	JRA	—	—	—	—	—	—	—
	CA	—	—	—	—	—	—	—
	TOTAL	4.9%	51.2%	70.7%	36.6%	56.1%	—	41
Motivational Interviewing	MHD	28.9%	55.6%	84.4%	28.9%	60.0%	2.2%	45
	DASA	5.1%	51.5%	83.8%	32.3%	54.5%	4.0%	99
	JRA	—	—	—	—	—	—	—
	CA	—	—	—	—	—	—	—
	TOTAL	12.5%	52.8%	84.0%	31.3%	56.3%	3.5%	144
Multi-Family Group Treatment (MFG)	MHD	28.6%	28.6%	85.7%	—	14.3%	28.6%	7
	DASA	12.5%	75.0%	62.5%	25.0%	37.5%	12.5%	8
	JRA	—	—	—	—	—	—	—
	CA	—	—	—	—	—	—	—
	TOTAL	20.0%	53.3%	73.3%	13.3%	26.7%	20.0%	15
Multidimensional Family Therapy	MHD	33.3%	100.0%	83.3%	—	16.7%	—	6
	DASA	50.0%	50.0%	50.0%	—	100.0%	—	2
	JRA	—	—	—	—	—	—	—
	CA	—	—	—	—	—	—	—
	TOTAL	37.5%	87.5%	75.0%	—	37.5%	—	8
Multidimensional Treatment Foster Care	MHD	60.0%	80.0%	—	—	—	—	5
	DASA	—	100.0%	—	—	—	—	1
	JRA	—	100.0%	—	—	100.0%	—	1
	CA	100.0%	33.3%	—	—	—	—	3
	TOTAL	60.0%	70.0%	—	—	10.0%	—	10
Multisystematic Therapy	MHD	61.1%	94.4%	50.0%	11.1%	22.2%	5.6%	18
	DASA	33.3%	88.9%	33.3%	—	55.6%	—	9
	JRA	—	—	—	—	—	—	—
	CA	—	—	—	—	—	—	—
	TOTAL	51.9%	92.6%	44.4%	7.4%	33.3%	3.7%	27

		Children	Adolescents	Adults	Elderly	Co-Occurring Disorders	Other	Total N
Nurse-Family Partnership	MHD	—	—	—	—	—	—	—
	DASA	—	—	100.0%	100.0%	—	—	1
	JRA	—	—	—	—	—	—	—
	CA	100.0%	—	100.0%	—	—	—	1
	TOTAL	50.0%	—	100.0%	50.0%	—	—	2
Parent-Child Interaction Therapy	MHD	86.7%	20.0%	66.7%	6.7%	—	13.3%	15
	DASA	70.0%	30.0%	60.0%	—	30.0%	10.0%	10
	JRA	—	—	—	—	—	—	—
	CA	90.0%	—	100.0%	—	—	—	10
	TOTAL	82.9%	17.1%	74.3%	2.9%	8.6%	8.6%	35
Peer Support	MHD	12.1%	15.2%	87.9%	30.3%	36.4%	3.0%	33
	DASA	3.3%	50.0%	76.7%	26.7%	33.3%	3.3%	30
	JRA	—	—	—	—	—	—	—
	CA	—	—	—	—	—	—	—
	TOTAL	7.9%	31.7%	82.5%	28.6%	34.9%	3.2%	63
Promoting Alternative Thinking Strategies (PATH)	MHD	—	—	100.0%	100.0%	100.0%	—	1
	DASA	—	25.0%	100.0%	75.0%	75.0%	—	4
	JRA	—	—	—	—	—	—	—
	CA	—	—	—	—	—	—	—
	TOTAL	—	20.0%	100.0%	80.0%	80.0%	—	5
Second Step	MHD	100.0%	20.0%	—	—	—	—	5
	DASA	40.0%	100.0%	—	—	—	—	5
	JRA	—	—	—	—	—	—	—
	CA	—	—	—	—	—	—	—
	TOTAL	70.0%	60.0%	—	—	—	—	10
Seeking Safety: A Psychotherapy for Trauma/PTSD & Substance Abuse	MHD	—	—	100.0%	16.7%	83.3%	—	6
	DASA	—	21.1%	73.7%	15.8%	63.2%	15.8%	19
	JRA	—	—	—	—	—	—	—
	CA	—	—	—	—	—	—	—
	TOTAL	—	16.0%	80.0%	16.0%	68.0%	12.0%	25
Strengthening Families Program (SFP)	MHD	70.0%	70.0%	80.0%	10.0%	10.0%	—	10
	DASA	42.9%	71.4%	64.3%	—	14.3%	—	14
	JRA	—	—	—	—	—	—	—
	CA	—	—	—	—	—	—	—
	TOTAL	54.2%	70.8%	70.8%	4.2%	12.5%	—	24
Supported Employment	MHD	—	11.5%	100.0%	23.1%	76.9%	3.8%	26
	DASA	—	—	90.0%	20.0%	60.0%	—	10
	JRA	—	—	—	—	—	—	—
	CA	—	—	—	—	—	—	—
	TOTAL	—	8.3%	97.2%	22.2%	72.2%	2.8%	36

		Children	Adolescents	Adults	Elderly	Co-Occurring Disorders	Other	Total N
Supported Housing	MHD	11.8%	23.5%	100.0%	47.1%	64.7%	—	17
	DASA	—	9.1%	81.8%	27.3%	72.7%	—	11
	JRA	—	—	—	—	—	—	—
	CA	—	—	—	—	—	—	—
	TOTAL	7.1%	17.9%	92.9%	39.3%	67.9%	—	28
Therapeutic Foster Care	MHD	100.0%	80.0%	10.0%	—	—	—	10
	DASA	—	100.0%	—	—	—	—	2
	JRA	—	—	—	—	—	—	—
	CA	—	—	—	—	—	—	—
	TOTAL	83.3%	83.3%	8.3%	—	—	—	12
Other (Specify:)	MHD	63.2%	60.5%	55.3%	23.7%	28.9%	5.3%	38
	DASA	9.8%	43.9%	70.7%	31.7%	46.3%	2.4%	41
	JRA	80.0%	100.0%	90.0%	—	90.0%	10.0%	10
	CA	—	—	—	—	—	—	—
	TOTAL	40.4%	57.3%	66.3%	24.7%	43.8%	4.5%	89
Other (Specify:)	MHD	58.8%	47.1%	64.7%	17.6%	41.2%	5.9%	17
	DASA	—	75.0%	33.3%	25.0%	50.0%	—	12
	JRA	—	—	—	—	—	—	—
	CA	—	—	—	—	—	—	—
	TOTAL	34.5%	58.6%	51.7%	20.7%	44.8%	3.4%	29
OVERALL*	MHD	38.8%	50.5%	72.7%	29.6%	41.3%	4.2%	578
	DASA	10.1%	51.0%	70.3%	24.0%	53.3%	3.8%	555
	JRA	33.3%	100%	63.0%	—	63.0%	7.4%	27
	CA	87.5%	12.5%	81.3%	—	—	—	16
	TOTAL	25.8%	51.4%	71.4%	25.9%	46.9%	4.0%	1176

*Note: Overall totals include the first 34 EBPs only. The “Other” EBP categories have not been included in this overall analysis. Overall sample size reflects number of EBPs included within analysis, not the number of agencies within each organization.

Q7. For the practices your agency currently provides, please indicate how successful your agency has been in implementing the EBPs listed below.

		Not at All	A Little	Somewhat	Very	Extremely	Total N
Aggression Replacement Training	MHD	—	8.3%	50.0%	33.3%	8.3%	12
	DASA	—	6.7%	66.7%	20.0%	6.7%	15
	JRA	—	—	80.0%	20.0%	—	5
	CA	—	—	—	—	—	—
	TOTAL	—	6.3%	62.5%	25.0%	6.3%	32
Assertive Community Treatment (ACT/PACT)	MHD	—	5.9%	29.4%	52.9%	11.8%	17
	DASA	—	—	33.3%	66.7%	—	6
	JRA	—	—	—	—	—	—
	CA	—	—	—	—	—	—
	TOTAL	—	4.3%	30.4%	56.5%	8.7%	23
Behavioral Treatment for Substance Abuse in Schizophrenia	MHD	—	—	75.0%	25.0%	—	4
	DASA	—	16.7%	—	83.3%	—	6
	JRA	—	—	—	—	—	—
	CA	—	—	—	—	—	—
	TOTAL	—	10.0%	30.0%	60.0%	—	10
Brief Strategic Family Therapy	MHD	4.8%	14.3%	38.1%	42.9%	—	21
	DASA	6.7%	13.3%	46.7%	33.3%	—	15
	JRA	—	—	—	—	—	—
	CA	—	—	—	—	—	—
	TOTAL	5.6%	13.9%	41.7%	38.9%	—	36
Cognitive Behavior Therapies (CBT)	MHD	1.4%	2.9%	31.4%	54.3%	10.0%	70
	DASA	1.2%	3.7%	36.6%	48.8%	9.8%	82
	JRA	—	—	100.0%	—	—	1
	CA	—	—	—	—	—	—
	TOTAL	1.3%	3.3%	34.6%	51.0%	9.8%	153
Contingency Management (Co-occurring)	MHD	10.0%	10.0%	40.0%	30.0%	10.0%	10
	DASA	—	7.7%	30.8%	61.5%	—	13
	JRA	—	—	—	—	—	—
	CA	—	—	—	—	—	—
	TOTAL	4.3%	8.7%	34.8%	47.8%	4.3%	23
Dare to be you	MHD	—	—	100.0%	—	—	1
	DASA	—	—	—	—	—	—
	JRA	—	—	—	—	—	—
	CA	—	—	—	—	—	—
	TOTAL	—	—	100.0%	—	—	1
Dialectical Behavioral Therapy (DBT)	MHD	—	7.1%	38.1%	38.1%	16.7%	42
	DASA	—	12.8%	36.2%	36.2%	14.9%	47
	JRA	—	—	90.0%	10.0%	—	10
	CA	—	—	—	—	—	—
	TOTAL	—	9.1%	42.4%	34.3%	14.1%	99

		Not at All	A Little	Somewhat	Very	Extremely	Total N
Eye Movement Desensitization & Reprocessing (EMDR)	MHD	—	21.4%	57.1%	7.1%	14.3%	14
	DASA	—	20.0%	60.0%	20.0%	—	5
	JRA	—	—	—	—	—	—
	CA	—	—	—	—	—	—
	TOTAL	—	21.1%	57.9%	10.5%	10.5%	19
Family Integrated Transitions	MHD	—	—	—	50.0%	50.0%	6
	DASA	—	—	—	66.7%	33.3%	3
	JRA	—	25.0%	—	25.0%	50.0%	4
	CA	—	—	—	—	—	—
	TOTAL	—	7.7%	—	46.2%	46.2%	13
Family Psychoeducation	MHD	—	11.1%	19.4%	47.2%	22.2%	36
	DASA	—	9.1%	31.8%	54.5%	4.5%	22
	JRA	—	—	—	—	—	—
	CA	—	—	—	—	—	—
	TOTAL	—	10.3%	24.1%	50.0%	15.5%	58
Functional Family Therapy	MHD	6.7%	6.7%	46.7%	20.0%	20.0%	15
	DASA	—	33.3%	44.4%	22.2%	—	1
	JRA	—	—	16.7%	83.3%	—	6
	CA	—	—	100.0%	—	—	9
	TOTAL	3.2%	12.9%	41.9%	32.3%	9.7%	31
Gatekeeper Program	MHD	—	—	42.9%	14.3%	42.9%	7
	DASA	—	—	—	—	—	—
	JRA	—	—	—	—	—	—
	CA	—	—	—	—	—	—
	TOTAL	—	—	42.9%	14.3%	42.9%	7
Illness Self-Management/Illness Management & Recovery	MHD	5.6%	5.6%	22.2%	66.7%	—	18
	DASA	—	—	66.7%	33.3%	—	3
	JRA	—	—	—	—	—	—
	CA	—	—	—	—	—	—
	TOTAL	4.8%	4.8%	28.6%	61.9%	—	21
Incredible Years	MHD	—	—	66.7%	33.3%	—	3
	DASA	—	—	—	—	—	—
	JRA	—	—	—	—	—	—
	CA	—	—	—	100.0%	—	1
	TOTAL	—	—	50.0%	50.0%	—	4
Integrated Dual Disorders	MHD	—	10.3%	27.6%	44.8%	17.2%	29
	DASA	—	6.3%	34.4%	46.9%	12.5%	32
	JRA	—	—	—	—	—	—
	CA	—	—	—	—	—	—
	TOTAL	—	8.2%	31.1%	45.9%	14.8%	61
Interpersonal Therapy	MHD	8.3%	—	8.3%	50.0%	33.3%	12
	DASA	—	16.7%	41.7%	25.0%	16.7%	12
	JRA	—	—	—	—	—	—
	CA	—	—	—	—	—	—
	TOTAL	4.2%	8.3%	25.0%	37.5%	25.0%	24

		Not at All	A Little	Somewhat	Very	Extremely	Total N
Medication Management	MHD	—	—	11.1%	55.6%	33.3%	45
	DASA	—	3.2%	38.7%	32.3%	25.8%	31
	JRA	—	—	—	—	—	—
	CA	—	—	—	—	—	—
	TOTAL	—	1.3%	22.4%	46.1%	30.3%	76
Motivational Enhancement Therapy (MET)	MHD	8.3%	—	25.0%	58.3%	8.3%	12
	DASA	—	3.4%	24.1%	58.6%	13.8%	29
	JRA	—	—	—	—	—	—
	CA	—	—	—	—	—	—
	TOTAL	2.4%	2.4%	24.4%	58.5%	12.2%	41
Motivational Interviewing	MHD	—	4.4%	35.6%	48.9%	11.1%	45
	DASA	1.0%	3.0%	28.3%	52.5%	15.2%	99
	JRA	—	—	—	—	—	—
	CA	—	—	—	—	—	—
	TOTAL	0.7%	3.5%	30.6%	51.4%	13.9%	144
Multi-Family Group Treatment (MFG)	MHD	14.3%	28.6%	14.3%	28.6%	14.3%	7
	DASA	12.5%	25.0%	37.5%	25.0%	—	8
	JRA	—	—	—	—	—	—
	CA	—	—	—	—	—	—
	TOTAL	13.3%	26.7%	26.7%	26.7%	6.7%	15
Multidimensional Family Therapy	MHD	16.7%	33.3%	16.7%	33.3%	—	6
	DASA	—	—	—	100.0%	—	2
	JRA	—	—	—	—	—	—
	CA	—	—	—	—	—	—
	TOTAL	12.5%	25.0%	12.5%	50.0%	—	8
Multidimensional Treatment Foster Care	MHD	—	—	20.0%	60.0%	20.0%	5
	DASA	—	—	100%	—	—	1
	JRA	—	—	—	100.0%	—	1
	CA	—	66.7%	—	33.3%	—	3
	TOTAL	—	20.0%	20.0%	50.0%	10.0%	10
Multisystematic Therapy	MHD	—	—	38.9%	33.3%	27.8%	18
	DASA	—	22.2%	11.1%	55.6%	11.1%	9
	JRA	—	—	—	—	—	—
	CA	—	—	—	—	—	—
	TOTAL	—	7.4%	29.6%	40.7%	22.2%	27
Nurse-Family Partnership	MHD	—	—	—	—	—	—
	DASA	—	—	100.0%	—	—	1
	JRA	—	—	—	—	—	—
	CA	—	—	—	100.0%	—	1
	TOTAL	—	—	50.0%	50.0%	—	2
Parent-Child Interaction Therapy	MHD	—	—	40.0%	46.7%	13.3%	15
	DASA	—	10.0%	30.0%	40.0%	20.0%	10
	JRA	—	—	—	—	—	—
	CA	—	—	30.0%	40.0%	30.0%	10
	TOTAL	—	2.9%	34.3%	42.9%	20.0%	35

		Not at All	A Little	Somewhat	Very	Extremely	Total N
Peer Support	MHD	—	15.2%	33.3%	45.5%	6.1%	33
	DASA	—	3.3%	23.3%	50.0%	23.3%	30
	JRA	—	—	—	—	—	—
	CA	—	—	—	—	—	—
	TOTAL	—	9.5%	28.6%	47.6%	14.3%	63
Promoting Alternative Thinking Strategies (PATH)	MHD	—	—	—	100.0%	—	1
	DASA	—	—	50.0%	50.0%	—	4
	JRA	—	—	—	—	—	—
	CA	—	—	—	—	—	—
	TOTAL	—	—	40.0%	60.0%	—	5
Second Step	MHD	—	20.0%	20.0%	60.0%	—	5
	DASA	—	20.0%	40.0%	20.0%	20.0%	5
	JRA	—	—	—	—	—	—
	CA	—	—	—	—	—	—
	TOTAL	—	20.0%	30.0%	40.0%	10.0%	10
Seeking Safety: A Psychotherapy for Trauma/PTSD & Substance Abuse	MHD	—	16.7%	50.0%	33.3%	—	6
	DASA	—	5.3%	52.6%	26.3%	15.8%	19
	JRA	—	—	—	—	—	—
	CA	—	—	—	—	—	—
	TOTAL	—	8.0%	52.0%	28.0%	12.0%	25
Strengthening Families Program (SFP)	MHD	—	10.0%	30.0%	40.0%	20.0%	10
	DASA	—	7.1%	7.1%	64.3%	21.4%	14
	JRA	—	—	—	—	—	—
	CA	—	—	—	—	—	—
	TOTAL	—	8.3%	16.7%	54.2%	20.8%	24
Supported Employment	MHD	—	7.7%	23.1%	50.0%	19.2%	26
	DASA	—	10.0%	50.0%	20.0%	20.0%	10
	JRA	—	—	—	—	—	—
	CA	—	—	—	—	—	—
	TOTAL	—	8.3%	30.6%	41.7%	19.4%	36
Supported Housing	MHD	—	—	17.6%	52.9%	29.4%	17
	DASA	—	9.1%	36.4%	9.1%	45.5%	11
	JRA	—	—	—	—	—	—
	CA	—	—	—	—	—	—
	TOTAL	—	3.6%	25.0%	35.7%	35.7%	28
Therapeutic Foster Care	MHD	—	—	10.0%	40.0%	50.0%	10
	DASA	—	—	50.0%	50.0%	—	2
	JRA	—	—	—	—	—	—
	CA	—	—	—	—	—	—
	TOTAL	—	—	16.7%	41.7%	41.7%	12
Other (Specify:)	MHD	—	—	21.1%	57.9%	21.1%	38
	DASA	—	7.3%	14.6%	46.3%	31.7%	41
	JRA	—	—	30.0%	70.0%	—	10
	CA	—	—	—	—	—	—
	TOTAL	—	3.4%	19.1%	53.9%	23.6%	89

		Not at All	A Little	Somewhat	Very	Extremely	Total N
Other (Specify:)	MHD	—	—	29.4%	41.2%	29.4%	17
	DASA	—	16.7%	16.7%	41.7%	25.0%	12
	JRA	—	—	—	—	—	—
	CA	—	—	—	—	—	—
	TOTAL	—	6.9%	24.1%	41.4%	27.6%	29
OVERALL*	MHD	1.6%	6.7%	29.9%	45.3%	16.4%	578
	DASA	0.7%	7.2%	34.2%	44.3%	13.5%	555
	JRA	—	3.7%	55.6%	33.3%	7.4%	27
	CA	—	12.5%	25.0%	43.8%	18.8%	16
	TOTAL	1.1%	7.0%	32.5%	44.6%	14.9%	1176

*Note: Overall totals include the first 34 EBPs only. The “Other” EBP categories have not been included in this overall analysis. Overall sample size reflects number of EBPs included within analysis, not the number of agencies within each organization.

Q8. For the practices your agency currently provides, how effective do you think the EBP is at producing positive client outcomes?

		Not at All	A Little	Somewhat	Very	Extremely	Total N
Aggression Replacement Training	MHD	—	—	58.3%	33.3%	8.3%	12
	DASA	6.7%	13.3%	53.3%	26.7%	—	15
	JRA	—	20.0%	60.0%	20.0%	—	5
	CA	—	—	—	—	—	—
	TOTAL	3.1%	9.4%	56.3%	28.1%	3.1%	32
Assertive Community Treatment (ACT/PACT)	MHD	—	—	23.5%	64.7%	11.8%	17
	DASA	—	16.7%	50.0%	33.3%	—	6
	JRA	—	—	—	—	—	—
	CA	—	—	—	—	—	—
	TOTAL	—	4.3%	30.4%	56.5%	8.7%	23
Behavioral Treatment for Substance Abuse in Schizophrenia	MHD	—	—	50.0%	50.0%	—	4
	DASA	—	33.3%	16.7%	50.0%	—	6
	JRA	—	—	—	—	—	—
	CA	—	—	—	—	—	—
	TOTAL	—	20.0%	30.0%	50.0%	—	10
Brief Strategic Family Therapy	MHD	—	14.3%	19.0%	61.9%	4.8%	21
	DASA	6.7%	—	66.7%	26.7%	—	15
	JRA	—	—	—	—	—	—
	CA	—	—	—	—	—	—
	TOTAL	2.8%	8.3%	38.9%	47.2%	2.8%	36
Cognitive Behavior Therapies (CBT)	MHD	1.4%	—	27.1%	57.1%	14.3%	70
	DASA	1.2%	1.2%	43.9%	47.6%	6.1%	82
	JRA	—	—	—	100.0%	—	1
	CA	—	—	—	—	—	—
	TOTAL	1.3%	0.7%	35.9%	52.3%	9.8%	153
Contingency Management (Co-occurring)	MHD	—	20.0%	40.0%	20.0%	20.0%	10
	DASA	—	—	61.5%	38.5%	—	13
	JRA	—	—	—	—	—	—
	CA	—	—	—	—	—	—
	TOTAL	—	8.7%	52.2%	30.4%	8.7%	23
Dare to be you	MHD	—	—	100.0%	—	—	1
	DASA	—	—	—	—	—	—
	JRA	—	—	—	—	—	—
	CA	—	—	—	—	—	—
	TOTAL	—	—	100.0%	—	—	1
Dialectical Behavioral Therapy (DBT)	MHD	—	2.4%	28.6%	42.9%	26.2%	42
	DASA	—	8.5%	29.8%	44.7%	17.0%	47
	JRA	—	—	80.0%	20.0%	—	10
	CA	—	—	—	—	—	—
	TOTAL	—	5.1%	34.3%	41.4%	19.2%	99
Eye Movement Desensitization & Reprocessing (EMDR)	MHD	—	14.3%	57.1%	7.1%	21.4%	14
	DASA	—	—	80.0%	20.0%	—	5
	JRA	—	—	—	—	—	—
	CA	—	—	—	—	—	—
	TOTAL	—	10.5%	63.2%	10.5%	15.8%	19

		Not at All	A Little	Somewhat	Very	Extremely	Total N
Family Integrated Transitions	MHD	—	—	16.7%	50.0%	33.3%	6
	DASA	—	—	—	66.7%	33.3%	3
	JRA	—	—	25.0%	75.0%	—	4
	CA	—	—	—	—	—	—
	TOTAL	—	—	15.4%	61.5%	23.1%	13
Family Psychoeducation	MHD	—	8.3%	38.9%	36.1%	16.7%	36
	DASA	—	4.5%	59.1%	36.4%	—	22
	JRA	—	—	—	—	—	—
	CA	—	—	—	—	—	—
	TOTAL	—	6.9%	46.6%	36.2%	10.3%	58
Functional Family Therapy	MHD	—	6.7%	20.0%	60.0%	13.3%	15
	DASA	11.1%	11.1%	55.6%	22.2%	—	9
	JRA	—	—	33.3%	66.7%	—	6
	CA	—	—	—	100.0%	—	1
	TOTAL	3.2%	6.5%	32.3%	51.6%	6.5%	31
Gatekeeper Program	MHD	—	—	42.9%	14.3%	42.9%	7
	DASA	—	—	—	—	—	—
	JRA	—	—	—	—	—	—
	CA	—	—	—	—	—	—
	TOTAL	—	—	42.9%	14.3%	42.9%	7
Illness Self-Management/Illness Management & Recovery	MHD	5.6%	5.6%	22.2%	50.0%	16.7%	18
	DASA	—	—	66.7%	33.3%	—	3
	JRA	—	—	—	—	—	—
	CA	—	—	—	—	—	—
	TOTAL	4.8%	4.8%	28.6%	47.6%	14.3%	21
Incredible Years	MHD	—	—	33.3%	66.7%	—	3
	DASA	—	—	—	—	—	—
	JRA	—	—	—	—	—	—
	CA	—	—	—	100.0%	—	1
	TOTAL	—	—	25.0%	75.0%	—	4
Integrated Dual Disorders	MHD	—	3.4%	27.6%	51.7%	17.2%	29
	DASA	3.1%	—	28.1%	59.4%	9.4%	32
	JRA	—	—	—	—	—	—
	CA	—	—	—	—	—	—
	TOTAL	1.6%	1.6%	27.9%	55.7%	13.1%	61
Interpersonal Therapy	MHD	8.3%	—	25.0%	41.7%	25.0%	12
	DASA	8.3%	8.3%	50.0%	25.0%	8.3%	12
	JRA	—	—	—	—	—	—
	CA	—	—	—	—	—	—
	TOTAL	8.3%	4.2%	37.5%	33.3%	16.7%	24
Medication Management	MHD	—	—	13.3%	55.6%	31.1%	45
	DASA	—	6.5%	35.5%	41.9%	16.1%	31
	JRA	—	—	—	—	—	—
	CA	—	—	—	—	—	—
	TOTAL	—	2.6%	22.4%	50.0%	25.0%	76
Motivational Enhancement Therapy (MET)	MHD	—	8.3%	25.0%	50.0%	16.7%	12
	DASA	3.4%	—	17.2%	55.2%	24.1%	29
	JRA	—	—	—	—	—	—
	CA	—	—	—	—	—	—
	TOTAL	2.4%	2.4%	19.5%	53.7%	22.0%	41

		Not at All	A Little	Somewhat	Very	Extremely	Total N
Motivational Interviewing	MHD	2.2%	4.4%	26.7%	57.8%	8.9%	45
	DASA	3.0%	1.0%	34.3%	42.4%	19.2%	99
	JRA	—	—	—	—	—	—
	CA	—	—	—	—	—	—
	TOTAL	2.8%	2.1%	31.9%	47.2%	16.0%	144
Multi-Family Group Treatment (MFG)	MHD	14.3%	14.3%	14.3%	42.9%	14.3%	7
	DASA	12.5%	—	62.5%	25.0%	—	8
	JRA	—	—	—	—	—	—
	CA	—	—	—	—	—	—
	TOTAL	13.3%	6.7%	40.0%	33.3%	6.7%	15
Multidimensional Family Therapy	MHD	—	16.7%	33.3%	50.0%	—	6
	DASA	—	—	—	100.0%	—	2
	JRA	—	—	—	—	—	—
	CA	—	—	—	—	—	—
	TOTAL	—	12.5%	25.0%	62.5%	—	8
Multidimensional Treatment Foster Care	MHD	—	—	40.0%	40.0%	20.0%	5
	DASA	—	—	—	100.0%	—	1
	JRA	—	—	—	100.0%	—	1
	CA	—	33.3%	33.3%	—	33.3%	3
	TOTAL	—	10.0%	30.0%	40.0%	20.0%	10
Multisystematic Therapy	MHD	—	—	38.9%	44.4%	16.7%	18
	DASA	—	11.1%	22.2%	55.6%	11.1%	9
	JRA	—	—	—	—	—	—
	CA	—	—	—	—	—	—
	TOTAL	—	3.7%	33.3%	48.1%	14.8%	27
Nurse-Family Partnership	MHD	—	—	—	—	—	—
	DASA	100.0%	—	—	—	—	1
	JRA	—	—	—	—	—	—
	CA	—	—	100.0%	—	—	1
	TOTAL	50.0%	—	50.0%	—	—	2
Parent-Child Interaction Therapy	MHD	—	—	33.3%	53.3%	13.3%	15
	DASA	—	—	30.0%	50.0%	20.0%	10
	JRA	—	—	—	—	—	—
	CA	—	—	20.0%	70.0%	10.0%	10
	TOTAL	—	—	28.6%	57.1%	14.3%	35
Peer Support	MHD	—	12.1%	36.4%	42.4%	9.1%	33
	DASA	3.3%	13.3%	20.0%	33.3%	30.0%	30
	JRA	—	—	—	—	—	—
	CA	—	—	—	—	—	—
	TOTAL	1.6%	12.7%	28.6%	38.1%	19.0%	63
Promoting Alternative Thinking Strategies (PATH)	MHD	—	—	—	100.0%	—	1
	DASA	—	—	75.0%	25.0%	—	4
	JRA	—	—	—	—	—	—
	CA	—	—	—	—	—	—
	TOTAL	—	—	60.0%	40.0%	—	5
Second Step	MHD	—	20.0%	40.0%	40.0%	—	5
	DASA	—	—	60.0%	—	40.0%	5
	JRA	—	—	—	—	—	—
	CA	—	—	—	—	—	—
	TOTAL	—	10.0%	50.0%	20.0%	20.0%	10

		Not at All	A Little	Somewhat	Very	Extremely	Total N
Seeking Safety: A Psychotherapy for Trauma/PTSD & Substance Abuse	MHD	—	—	50.0%	50.0%	—	6
	DASA	—	5.3%	57.9%	26.3%	10.5%	19
	JRA	—	—	—	—	—	—
	CA	—	—	—	—	—	—
	TOTAL	—	4.0%	56.0%	32.0%	8.0%	25
Strengthening Families Program (SFP)	MHD	—	10.0%	30.0%	50.0%	10.0%	10
	DASA	7.1%	—	14.3%	57.1%	21.4%	14
	JRA	—	—	—	—	—	—
	CA	—	—	—	—	—	—
	TOTAL	4.2%	4.2%	20.8%	54.2%	16.7%	24
Supported Employment	MHD	—	3.8%	26.9%	42.3%	26.9%	26
	DASA	10.0%	—	50.0%	10.0%	30.0%	10
	JRA	—	—	—	—	—	—
	CA	—	—	—	—	—	—
	TOTAL	2.8%	2.8%	33.3%	33.3%	27.8%	36
Supported Housing	MHD	—	—	17.6%	52.9%	29.4%	17
	DASA	9.1%	9.1%	18.2%	36.4%	27.3%	11
	JRA	—	—	—	—	—	—
	CA	—	—	—	—	—	—
	TOTAL	3.6%	3.6%	17.9%	46.4%	28.6%	28
Therapeutic Foster Care	MHD	—	—	10.0%	70.0%	20.0%	10
	DASA	—	—	—	100.0%	—	2
	JRA	—	—	—	—	—	—
	CA	—	—	—	—	—	—
	TOTAL	—	—	8.3%	75.0%	16.7%	12
Other (Specify:)	MHD	—	5.3%	18.4%	42.1%	34.2%	38
	DASA	2.4%	2.4%	26.8%	41.5%	26.8%	41
	JRA	—	—	70.0%	30.0%	—	10
	CA	—	—	—	—	—	—
	TOTAL	1.1%	3.4%	28.1%	40.4%	27.0%	89
Other (Specify:)	MHD	—	—	35.3%	35.3%	29.4%	17
	DASA	8.3%	—	41.7%	16.7%	33.3%	12
	JRA	—	—	—	—	—	—
	CA	—	—	—	—	—	—
	TOTAL	3.4%	—	37.9%	27.6%	31.0%	29
OVERALL*	MHD	0.9%	4.5%	28.9%	48.6%	17.1%	578
	DASA	2.9%	4.1%	38.0%	41.6%	13.3%	555
	JRA	—	3.7%	51.9%	44.4%	—	27
	CA	—	6.3%	25.0%	56.3%	12.5%	16
	TOTAL	1.8%	4.3%	33.7%	45.3%	14.9%	1176

*Note: Overall totals include the first 34 EBPs only. The “Other” EBP categories have not been included in this overall analysis. Overall sample size reflects number of EBPs included within analysis, not the number of agencies within each organization.

Q9. Are there any EBPs that you are NOT currently using but want to use in the future?

	MHD (n = 96)	DASA (n = 154)	JRA (n = 17)	CA (n = 14)	Total (n = 281)
Aggression Replacement Training	15.6%	3.2%	41.2%	—	9.6%
Assertive Community Treatment (ACT/PACT)	5.2%	3.9%	—	—	3.9%
Behavioral Treatment for Substance Abuse in Schizophrenia	10.4%	7.8%	—	—	7.8%
Brief Strategic Family Therapy	13.5%	13.6%	—	—	12.1%
Cognitive Behavior Therapies (CBT)	9.4%	9.1%	23.5%	—	9.6%
Contingency Management (Co-occurring)	8.3%	13.0%	11.8%	—	10.7%
Dare to be you	3.1%	3.2%	—	—	2.8%
Dialectical Behavioral Therapy (DBT)	16.7%	13.0%	35.3%	—	14.9%
Eye Movement Desensitization & Reprocessing (EMDR)	9.4%	7.1%	—	—	7.1%
Family Integrated Transitions	8.3%	5.2%	23.5%	—	7.1%
Family Psychoeducation	9.4%	7.1%	—	—	7.1%
Functional Family Therapy	11.5%	11.7%	—	—	10.3%
Gatekeeper Program	5.2%	—	—	—	1.8%
Illness Self-Management/Illness Management & Recovery	19.8%	5.2%	—	—	9.6%
Incredible Years	9.4%	1.3%	—	—	3.9%
Integrated Dual Disorders	11.5%	6.5%	—	—	7.5%
Interpersonal Therapy	9.4%	3.9%	—	—	5.3%
Medication Management	4.2%	2.6%	—	—	2.8%
Motivational Enhancement Therapy (MET)	13.5%	11.0%	—	—	10.7%
Motivational Interviewing	19.8%	5.8%	29.4%	—	11.7%
Multi-Family Group Treatment (MFG)	7.3%	5.2%	—	—	5.3%
Multidimensional Family Therapy	7.3%	7.8%	—	—	6.8%
Multidimensional Treatment Foster Care	3.1%	.6%	11.8%	—	2.1%
Multisystematic Therapy	5.2%	3.9%	11.8%	—	4.6%
Nurse-Family Partnership	2.1%	1.3%	—	—	1.4%
Parent-Child Interaction Therapy	15.6%	4.5%	—	7.1%	8.2%
Peer Support	14.6%	6.5%	—	—	8.5%
Promoting Alternative Thinking Strategies (PATH)	3.1%	4.5%	—	—	3.6%
Second Step	3.1%	1.3%	—	—	1.8%
Seeking Safety: A Psychotherapy for Trauma/PTSD & Substance Abuse	13.5%	13.6%	—	—	12.1%
Strengthening Families Program (SFP)	7.3%	10.4%	—	—	8.2%
Supported Employment	8.3%	4.5%	5.9%	—	5.7%
Supported Housing	12.5%	4.5%	5.9%	—	7.1%
Therapeutic Foster Care	3.1%	2.6%	—	—	2.5%
Other (Specify:)	12.5%	3.9%	11.8%	7.1%	7.5%
Other (Specify:)	4.2%	—	—	—	1.4%
Other (Specify:)	—	—	—	—	—
None	15.6%	18.8%	23.5%	85.7%	21.4%

Q10. Please indicate whether any of the barriers listed below interfere with your agency in providing EBPs you are using or want to use?

		Shortage of Appropriately Trained Workforce	Financing Issues in Paying for EBPs	EBP Needs Modification to Fit Local Needs	Attaining or Maintaining Fidelity to EBP Model Standards	Resistance to Implementing EBPs from Practitioners or Others	Rules & Regulations	None	Other	Total N
Aggression Replacement Training	MHD	51.9%	70.4%	33.3%	18.5%	7.4%	3.7%	3.7%	3.7%	27
	DASA	55.0%	55.0%	35.0%	10.0%	5.0%	5.0%	20.0%	—	20
	JRA	100%	41.7%	25.0%	58.3%	8.3%	8.3%	—	16.7%	12
	CA	—	—	—	—	—	—	—	—	—
	TOTAL	62.7%	59.3%	32.2%	23.7%	6.8%	5.1%	8.5%	5.1%	59
Assertive Community Treatment (ACT/PACT)	MHD	40.9%	50.0%	27.3%	36.4%	18.2%	22.7%	13.6%	13.6%	22
	DASA	50.0%	66.7%	16.7%	16.7%	8.3%	8.3%	8.3%	8.3%	12
	JRA	—	—	—	—	—	—	—	—	—
	CA	—	—	—	—	—	—	—	—	—
	TOTAL	44.1%	55.9%	23.5%	29.4%	14.7%	17.6%	11.8%	11.8%	34
Behavioral Treatment for Substance Abuse in Schizophrenia	MHD	57.1%	42.9%	21.4%	21.4%	7.1%	7.1%	7.1%	7.1%	14
	DASA	72.2%	61.1%	33.3%	33.3%	22.2%	5.6%	16.7%	—	18
	JRA	—	—	—	—	—	—	—	—	—
	CA	—	—	—	—	—	—	—	—	—
	TOTAL	65.6%	53.1%	28.1%	28.1%	15.6%	6.3%	12.5%	3.1%	32
Brief Strategic Family Therapy	MHD	61.8%	61.8%	20.6%	44.1%	2.9%	17.6%	14.7%	—	34
	DASA	63.9%	58.3%	8.3%	11.1%	11.1%	5.6%	11.1%	—	36
	JRA	—	—	—	—	—	—	—	—	—
	CA	—	—	—	—	—	—	—	—	—
	TOTAL	62.9%	60.0%	14.3%	27.1%	7.1%	11.4%	12.9%	—	70
Cognitive Behavior Therapies (CBT)	MHD	31.6%	36.7%	21.5%	24.1%	5.1%	10.1%	30.4%	6.3%	79
	DASA	43.8%	30.2%	14.6%	27.1%	8.3%	1.0%	33.3%	—	96
	JRA	100%	20.0%	40.0%	40.0%	20.0%	20.0%	—	—	5
	CA	—	—	—	—	—	—	—	—	—
	TOTAL	40.0%	32.8%	18.3%	26.1%	7.2%	5.6%	31.1%	2.8%	180
Contingency Management (Co-occurring)	MHD	55.6%	44.4%	—	27.8%	5.6%	—	11.1%	11.1%	18
	DASA	60.6%	54.5%	12.1%	21.2%	6.1%	6.1%	12.1%	—	33
	JRA	100%	100%	—	50.0%	—	—	—	—	2
	CA	—	—	—	—	—	—	—	—	—
	TOTAL	60.4%	52.8%	7.5%	24.5%	5.7%	3.8%	11.3%	3.8%	53
Dare to be you	MHD	75.0%	25.0%	—	25.0%	—	25.0%	25.0%	—	4
	DASA	60.0%	60.0%	20.0%	20.0%	20.0%	20.0%	20.0%	—	5
	JRA	—	—	—	—	—	—	—	—	—
	CA	—	—	—	—	—	—	—	—	—
	TOTAL	66.7%	44.4%	11.1%	22.2%	11.1%	22.2%	22.2%	—	9
Dialectical Behavioral Therapy (DBT)	MHD	50.0%	55.2%	25.9%	32.8%	8.6%	6.9%	15.5%	5.2%	58
	DASA	49.3%	41.8%	14.9%	23.9%	7.5%	1.5%	26.9%	—	67
	JRA	87.5%	25.0%	56.3%	56.3%	6.3%	6.3%	—	37.5%	16
	CA	—	—	—	—	—	—	—	—	—
	TOTAL	53.9%	45.4%	24.1%	31.2%	7.8%	4.3%	19.1%	6.4%	141

		Shortage of Appropriately Trained Workforce	Financing Issues in Paying for EBPs	EBP Needs Modification to Fit Local Needs	Attaining or Maintaining Fidelity to EBP Model Standards	Resistance to Implementing EBPs from Practitioners or Others	Rules & Regulations	None	Other	Total N
Eye Movement Desensitization & Reprocessing (EMDR)	MHD	47.8%	39.1%	4.3%	17.4%	—	—	21.7%	13.0%	23
	DASA	56.3%	62.5%	31.3%	37.5%	12.5%	12.5%	6.3%	6.3%	16
	JRA	—	—	—	—	—	—	—	—	—
	CA	—	—	—	—	—	—	—	—	—
	TOTAL	51.3%	48.7%	15.4%	25.6%	5.1%	5.1%	15.4%	10.3%	39
Family Integrated Transitions	MHD	50.0%	78.6%	21.4%	7.1%	7.1%	—	14.3%	—	14
	DASA	63.6%	63.6%	9.1%	9.1%	—	—	—	9.1%	11
	JRA	50.0%	37.5%	—	12.5%	—	—	37.5%	12.5%	8
	CA	—	—	—	—	—	—	—	—	—
	TOTAL	54.5%	63.6%	12.1%	9.1%	3.0%	—	15.2%	6.1%	33
Family Psychoeducation	MHD	22.2%	33.3%	13.3%	24.4%	8.9%	8.9%	26.7%	11.1%	45
	DASA	36.4%	33.3%	18.2%	21.2%	9.1%	—	39.4%	—	33
	JRA	—	—	—	—	—	—	—	—	—
	CA	—	—	—	—	—	—	—	—	—
	TOTAL	28.2%	33.3%	15.4%	23.1%	9.0%	5.1%	32.1%	6.4%	78
Functional Family Therapy	MHD	61.5%	76.9%	19.2%	30.8%	3.8%	7.7%	7.7%	3.8%	26
	DASA	48.1%	66.7%	7.4%	7.4%	14.8%	3.7%	7.4%	—	27
	JRA	66.7%	—	—	16.7%	—	—	33.3%	—	6
	CA	100%	100%	—	—	—	—	—	—	1
	TOTAL	56.7%	65.0%	11.7%	18.3%	8.3%	5.0%	10.0%	1.7%	60
Gatekeeper Program	MHD	33.3%	50.0%	8.3%	8.3%	—	—	25.0%	16.7%	12
	DASA	—	—	—	—	—	—	—	—	—
	JRA	—	—	—	—	—	—	—	—	—
	CA	—	—	—	—	—	—	—	—	—
	TOTAL	33.3%	50.0%	8.3%	8.3%	—	—	25.0%	16.7%	12
Illness Self-Management/ Illness Management & Recovery	MHD	48.6%	43.2%	16.2%	21.6%	10.8%	2.7%	16.2%	10.8%	37
	DASA	63.6%	63.6%	36.4%	45.5%	27.3%	9.1%	9.1%	—	11
	JRA	—	—	—	—	—	—	—	—	—
	CA	—	—	—	—	—	—	—	—	—
	TOTAL	52.1%	47.9%	20.8%	27.1%	14.6%	4.2%	14.6%	8.3%	48
Incredible Years	MHD	66.7%	66.7%	—	33.3%	—	—	8.3%	8.3%	12
	DASA	100%	50.0%	—	—	—	—	—	—	2
	JRA	—	—	—	—	—	—	—	—	—
	CA	100%	100%	—	—	—	—	—	—	1
	TOTAL	73.3%	66.7%	—	26.7%	—	—	6.7%	6.7%	15
Integrated Dual Disorders	MHD	47.5%	42.5%	17.5%	15.0%	10.0%	22.5%	17.5%	12.5%	40
	DASA	40.5%	38.1%	16.7%	14.3%	11.9%	14.3%	35.7%	—	42
	JRA	—	—	—	—	—	—	—	—	—
	CA	—	—	—	—	—	—	—	—	—
	TOTAL	43.9%	40.2%	17.1%	14.6%	11.0%	18.3%	26.8%	6.1%	82
Interpersonal Therapy	MHD	28.6%	42.9%	9.5%	9.5%	4.8%	4.8%	38.1%	4.8%	21
	DASA	61.1%	38.9%	27.8%	33.3%	22.2%	16.7%	27.8%	—	18
	JRA	—	—	—	—	—	—	—	—	—
	CA	—	—	—	—	—	—	—	—	—
	TOTAL	43.6%	41.0%	17.9%	20.5%	12.8%	10.3%	33.3%	2.6%	39

		Shortage of Appropriately Trained Workforce	Financing Issues in Paying for EBPs	EBP Needs Modification to Fit Local Needs	Attaining or Maintaining Fidelity to EBP Model Standards	Resistance to Implementing EBPs from Practitioners or Others	Rules & Regulations	None	Other	Total N
Medication Management	MHD	24.5%	24.5%	12.2%	18.4%	4.1%	14.3%	49.0%	8.2%	49
	DASA	34.3%	31.4%	14.3%	11.4%	5.7%	—	45.7%	—	35
	JRA	—	—	—	—	—	—	—	—	—
	CA	—	—	—	—	—	—	—	—	—
	TOTAL	28.6%	27.4%	13.1%	15.5%	4.8%	8.3%	47.6%	4.8%	84
Motivational Enhancement Therapy (MET)	MHD	52.0%	44.0%	20.0%	24.0%	8.0%	4.0%	20.0%	4.0%	25
	DASA	43.5%	30.4%	6.5%	17.4%	13.0%	8.7%	39.1%	—	46
	JRA	—	—	—	—	—	—	—	—	—
	CA	—	—	—	—	—	—	—	—	—
	TOTAL	46.5%	35.2%	11.3%	19.7%	11.3%	7.0%	32.4%	1.4%	71
Motivational Interviewing	MHD	48.4%	39.1%	17.2%	17.2%	6.3%	6.3%	29.7%	6.3%	64
	DASA	28.7%	19.4%	7.4%	20.4%	2.8%	2.8%	46.3%	—	108
	JRA	100%	80.0%	—	100%	—	—	—	—	5
	CA	—	—	—	—	—	—	—	—	—
	TOTAL	37.9%	28.2%	10.7%	21.5%	4.0%	4.0%	39.0%	2.3%	177
Multi-Family Group Treatment (MFG)	MHD	42.9%	50.0%	28.6%	28.6%	7.1%	—	21.4%	7.1%	14
	DASA	50.0%	37.5%	25.0%	6.3%	6.3%	—	12.5%	6.3%	16
	JRA	—	—	—	—	—	—	—	—	—
	CA	—	—	—	—	—	—	—	—	—
	TOTAL	46.7%	43.3%	26.7%	16.7%	6.7%	—	16.7%	6.7%	30
Multidimensional Family Therapy	MHD	69.2%	69.2%	15.4%	23.1%	7.7%	7.7%	23.1%	—	13
	DASA	71.4%	64.3%	7.1%	7.1%	—	—	14.3%	—	14
	JRA	—	—	—	—	—	—	—	—	—
	CA	—	—	—	—	—	—	—	—	—
	TOTAL	70.4%	66.7%	11.1%	14.8%	3.7%	3.7%	18.5%	—	27
Multidimensional Treatment Foster Care	MHD	62.5%	75.0%	62.5%	25.0%	12.5%	25.0%	—	—	8
	DASA	50.0%	50.0%	50.0%	50.0%	50.0%	—	50.0%	—	2
	JRA	100%	—	33.3%	—	—	33.3%	—	—	3
	CA	66.7%	—	—	66.7%	66.7%	33.3%	—	—	3
	TOTAL	64.7%	41.2%	41.2%	29.4%	23.5%	23.5%	11.8%	—	16
Multisystematic Therapy	MHD	30.4%	69.6%	21.7%	30.4%	8.7%	13.0%	21.7%	—	23
	DASA	46.7%	46.7%	13.3%	20.0%	20.0%	—	20.0%	—	15
	JRA	100%	—	—	—	—	—	—	—	2
	CA	—	—	—	—	—	—	—	—	—
	TOTAL	40.0%	57.5%	17.5%	25.0%	12.5%	7.5%	20.0%	—	40
Nurse-Family Partnership	MHD	50.0%	50.0%	50.0%	—	—	—	50.0%	—	2
	DASA	66.7%	66.7%	—	—	33.3%	33.3%	—	—	3
	JRA	—	—	—	—	—	—	—	—	—
	CA	—	100%	—	100%	—	—	—	—	1
	TOTAL	50.0%	66.7%	16.7%	16.7%	16.7%	16.7%	16.7%	—	6
Parent-Child Interaction Therapy	MHD	63.3%	70.0%	16.7%	30.0%	—	6.7%	6.7%	—	30
	DASA	41.2%	47.1%	11.8%	23.5%	5.9%	5.9%	17.6%	—	17
	JRA	—	—	—	—	—	—	—	—	—
	CA	81.8%	81.8%	—	—	—	—	9.1%	—	11
	TOTAL	60.3%	65.5%	12.1%	22.4%	1.7%	5.2%	10.3%	—	58

		Shortage of Appropriately Trained Workforce	Financing Issues in Paying for EBPs	EBP Needs Modification to Fit Local Needs	Attaining or Maintaining Fidelity to EBP Model Standards	Resistance to Implementing EBPs from Practitioners or Others	Rules & Regulations	None	Other	Total N
Peer Support	MHD	51.1%	46.8%	17.0%	23.4%	12.8%	17.0%	19.1%	4.3%	47
	DASA	35.0%	25.0%	15.0%	30.0%	12.5%	5.0%	30.0%	—	40
	JRA	—	—	—	—	—	—	—	—	—
	CA	—	—	—	—	—	—	—	—	—
	TOTAL	43.7%	36.8%	16.1%	26.4%	12.6%	11.5%	24.1%	2.3%	87
Promoting Alternative Thinking Strategies (PATH)	MHD	25.0%	25.0%	25.0%	25.0%	—	—	50.0%	—	4
	DASA	72.7%	36.4%	18.2%	18.2%	18.2%	—	9.1%	9.1%	11
	JRA	—	—	—	—	—	—	—	—	—
	CA	—	—	—	—	—	—	—	—	—
	TOTAL	60.0%	33.3%	20.0%	20.0%	13.3%	—	20.0%	6.7%	15
Second Step	MHD	25.0%	25.0%	—	25.0%	—	—	12.5%	25.0%	8
	DASA	71.4%	28.6%	28.6%	28.6%	57.1%	28.6%	28.6%	—	7
	JRA	—	—	—	—	—	—	—	—	—
	CA	—	—	—	—	—	—	—	—	—
	TOTAL	46.7%	26.7%	13.3%	26.7%	26.7%	13.3%	20.0%	13.3%	15
Seeking Safety: A Psychotherapy for Trauma/PTSD & Substance Abuse	MHD	42.1%	42.1%	21.1%	10.5%	15.8%	10.5%	26.3%	5.3%	19
	DASA	55.0%	45.0%	10.0%	20.0%	5.0%	5.0%	20.0%	—	40
	JRA	—	—	—	—	—	—	—	—	—
	CA	—	—	—	—	—	—	—	—	—
	TOTAL	50.8%	44.1%	13.6%	16.9%	8.5%	6.8%	22.0%	1.7%	59
Strengthening Families Program (SFP)	MHD	47.1%	64.7%	41.2%	29.4%	—	5.9%	23.5%	5.9%	17
	DASA	66.7%	30.0%	13.3%	10.0%	13.3%	10.0%	20.0%	—	30
	JRA	—	—	—	—	—	—	—	—	—
	CA	—	—	—	—	—	—	—	—	—
	TOTAL	59.6%	42.6%	23.4%	17.0%	8.5%	8.5%	21.3%	2.1%	47
Supported Employment	MHD	44.1%	58.8%	20.6%	17.6%	5.9%	14.7%	11.8%	5.9%	34
	DASA	52.9%	52.9%	11.8%	35.3%	11.8%	5.9%	17.6%	—	17
	JRA	—	100%	—	—	—	—	—	—	1
	CA	—	—	—	—	—	—	—	—	—
	TOTAL	46.2%	57.7%	17.3%	23.1%	7.7%	11.5%	13.5%	3.8%	52
Supported Housing	MHD	37.9%	58.6%	10.3%	10.3%	3.4%	17.2%	10.3%	13.8%	29
	DASA	44.4%	44.4%	5.6%	22.2%	11.1%	5.6%	27.8%	—	18
	JRA	—	100%	—	—	—	—	—	—	1
	CA	—	—	—	—	—	—	—	—	—
	TOTAL	39.6%	54.2%	8.3%	14.6%	6.3%	12.5%	16.7%	8.3%	48
Therapeutic Foster Care	MHD	30.8%	46.2%	15.4%	7.7%	—	15.4%	38.5%	15.4%	13
	DASA	16.7%	50.0%	16.7%	33.3%	16.7%	—	33.3%	—	6
	JRA	—	—	—	—	—	—	—	—	—
	CA	—	—	—	—	—	—	—	—	—
	TOTAL	26.3%	47.4%	15.8%	15.8%	5.3%	10.5%	36.8%	10.5%	19
Other (Specify:)	MHD			Data TBD						
	DASA									
	JRA									
	CA									
	TOTAL									

		Shortage of Appropriately Trained Workforce	Financing Issues in Paying for EBPs	EBP Needs Modification to Fit Local Needs	Attaining or Maintaining Fidelity to EBP Model Standards	Resistance to Implementing EBPs from Practitioners or Others	Rules & Regulations	None	Other	Total N
Other (Specify:)	MHD									
	DASA									
	JRA									
	CA									
	TOTAL									
Other (Specify:)	MHD									
	DASA									
	JRA									
	CA									
	TOTAL									
OVERALL*	MHD	44.5%	48.9%	18.5%	22.8%	6.6%	9.7%	21.1%	6.9%	885
	DASA	47.5%	39.9%	14.3%	20.6%	10.0%	4.9%	27.3%	0.6%	872
	JRA	83.6%	34.4%	24.6%	42.6%	4.9%	6.6%	8.2%	14.8%	61
	CA	76.5%	70.6%	—	17.6%	11.8%	5.9%	5.9%	—	17
	TOTAL	47.5%	44.4%	16.6%	22.4%	8.2%	7.3%	23.5%	4.1%	1835

*Note: Overall totals include the first 34 EBPs only. The “Other” EBP categories have not been included in this overall analysis. Overall sample size reflects number of EBPs included within analysis, not the number of agencies within each organization.

Q11. What type of assistance is most needed by your agency to help facilitate the adoption and implementation of evidence based practices?

	MHD (n = 96)	DASA (n=154)	JRA (n=17)	CA (n=14)	Total (n=281)
None	3.1%	5.8%	—	21.4%	5.3%
Appropriately trained workforce	18.8%	14.3%	35.3%	42.9%	18.5%
Financing issues in paying for EBP's	49.0%	50.6%	29.4%	28.6%	47.7%
Modification of EBP to fit local needs	12.5%	9.7%	5.9%	—	10.0%
Attaining or maintaining fidelity to EBP model standards	6.3%	11.7%	11.8%	7.1%	9.6%
Resistance to implementing EBPs from practitioners	1.0%	2.6%	—	—	1.8%
Other	9.4%	5.2%	17.6%	—	7.1%

Q12a. Does your agency serve populations or address specific client needs for which there are no known or available evidence-based practices?

Note: There were two missing data points in MHD, thus reducing its sample size and the overall sample size.

	MHD (n = 94)	DASA (n=154)	JRA (n=17)	CA (n=14)	Total (n=279)
Serve populations or address specific client needs which have no known/available EBPs	44.7%	22.7%	100%	28.6%	35.1%

Q13. Please rate your agency's interest in continuing/beginning to implement EBPs into your treatment program.

	MHD (n = 96)	DASA (n = 154)	JRA (n = 17)	CA (n = 14)	TOTAL (n = 281)
Not at All	2.1%	3.2%	—	—	2.5%
A little	1.0%	5.8%	—	—	3.6%
Somewhat	20.8%	22.7%	—	14.3%	20.3%
Very	42.7%	37.7%	11.8%	50.0%	38.4%
Extremely	33.3%	30.5%	88.2%	35.7%	35.2%

Q14. What initiatives, if any, is your agency implementing to promote the adoption of evidence-based practices (EBPs)?

	MHD (n = 96)	DASA (n = 154)	JRA (n = 17)	CA (n = 14)	TOTAL (n = 281)
Increase awareness about EBPs	80.2%	68.2%	100.0%	100.0%	75.8%
Training	77.1%	75.3%	100.0%	92.9%	78.3%
Incorporation of EBPs in contracts	32.3%	18.8%	47.1%	85.7%	28.5%
Monitoring of fidelity	44.8%	37.7%	88.2%	78.6%	45.2%
Modification of information systems/data reports	32.3%	23.4%	100.0%	28.6%	31.3%
Modification of paperwork/documentation forms/guidelines to fit EBPs so as to accurately reflect the work done	41.7%	35.1%	100.0%	28.6%	40.9%
Financial incentives	8.3%	13.0%	—	—	10.0%
Other	7.3%	5.8%	23.5%	—	7.1%
None	6.3%	9.7%	—	—	7.5%

Q15b. What method is your agency using?

	MHD (n = 39)	DASA (n = 59)	JRA (n = 6)	CA (n = 3)	TOTAL (n = 107)
Benchmarking	30.8%	28.8%	—	33.3%	28.0%
Outcome monitoring	79.5%	93.2%	—	100.0%	83.2%
Program Evaluation	71.8%	81.4%	100.0%	66.7%	78.5%
Other	7.7%	—	—	—	2.8%

Q16. How many unduplicated clients did your agency serve in Fiscal Year 2007
(July 1, 2006 – June 30, 2007)?

	Unduplicated Clients Served (FY 2007)	
	N	Mean
MHD	94	2188
DASA	150	532
JRA	17	205
CA	—	—
Total	261	1107

Q17a. For each EBP that you are currently providing, please provide the total number of **Adult** (18 years old and older) unduplicated clients served in FY 2007 (July 1, 2006-June 30, 2007)?

	MHD		DASA		JRA		CA		Total		
	Mean	N	Mean	N	Mean	N	Mean	N	Mean	N	Client Count
Aggression Replacement Training	63	2	5	1	—	—	—	—	43	3	130
Assertive Community Treatment (ACT/PACT)	60	10	8	1	—	—	—	—	56	11	611
Behavioral Treatment for Substance Abuse in Schizophrenia	51	3	1	1	—	—	—	—	39	4	155
Brief Strategic Family Therapy	70	6	53	1	—	—	—	—	68	7	474
Cognitive Behavior Therapies (CBT)	386	38	296	24	—	—	—	—	351	62	21784
Contingency Management (co-occurring)	63	2	50	2	—	—	—	—	56	4	225
Dare to Be You	—	—	—	—	—	—	—	—	—	—	—
Dialectical Behavioral Therapy (DBT)	120	25	88	16	—	—	—	—	107	41	4400
Eye Movement Desensitization & Reprocessing (EMDR)	69	6	—	—	—	—	—	—	69	6	413
Family Integrated Transitions	25	1	—	—	—	—	—	—	25	1	25
Family Psychoeducation	205	19	205	5	—	—	—	—	205	24	4912
Functional Family Therapy	66	4	5	1	—	—	56	1	54	6	324
Gatekeeper program	178	5	—	—	—	—	—	—	178	5	889
Illness Self-Management/Illness Management & Recovery	84	10	—	—	—	—	—	—	84	10	835
Incredible Years	—	—	—	—	—	—	15	1	15	1	15
Integrated Dual Disorders Treatment	150	19	62	7	—	—	—	—	126	26	3288
Interpersonal Therapy	1494	3	40	1	—	—	—	—	1131	4	4523
Medication Management	527	28	120	5	—	—	—	—	465	33	15358
Motivational Enhancement Therapy (MET)	243	8	98	8	—	—	—	—	171	16	2729
Motivational Interviewing	247	26	225	35	—	—	—	—	234	61	14272
Multi-Family Group Treatment (MFG)	88	5	384	1	—	—	—	—	137	6	823
Multidimensional Family Therapy	15	3	384	1	—	—	—	—	107	4	429
Multidimensional Treatment Foster Care	25	1	—	—	—	—	—	—	25	1	25
Multisystemic Therapy	63	4	—	—	—	—	—	—	63	4	250
Nurse-Family Partnership	—	—	3	1	—	—	2	1	3	2	5
Parent-Child Interaction Therapy	65	7	41	1	—	—	12	10	34	18	609
Peer Support	49	25	632	11	—	—	—	—	227	36	8171
Promoting Alternative Thinking Strategies (PATH)	800	1	—	—	—	—	—	—	800	1	800
Second Step	—	—	—	—	—	—	—	—	—	—	—
Seeking Safety: A Psychotherapy for Trauma/PTSD & Substance Abuse	29	4	33	6	—	—	—	—	31	10	312
Strengthening Families Program (SFP)	66	6	4	2	—	—	—	—	51	8	405
Supported Employment	92	20	5	2	—	—	—	—	84	22	1841
Supported Housing	172	15	4	2	—	—	—	—	153	17	2593
Therapeutic Foster Care	15	1	—	—	—	—	—	—	15	1	15
Other (Specify:)	415	15	131	15	—	—	—	—	273	30	8181
Other (Specify:)	145	9	310	3	—	—	—	—	186	12	2233
OVERALL*	209	307	203	135	—	—	14	13	201	455	91640

Note: Only agencies who reported client counts greater than zero are included here, hence, the smaller sample sizes.

*Overall totals include the first 34 EBPs only. The "Other" EBP categories have not been included in this overall analysis. Overall sample size reflects number of EBPs included within analysis, not the number of agencies within each organization.

Q17b. For each EBP that you are currently providing, please provide the total number of **Children** (less than 18 years old) unduplicated clients served in FY 2007 (July1, 2006-June 30, 2007)?

	MHD		DASA		JRA		CA		Total		
	Mean	N	Mean	N	Mean	N	Mean	N	Mean	N	Client Count
Aggression Replacement Training	24	10	17	7	110	5	—	—	41	22	910
Assertive Community Treatment (ACT/PACT)	60	3	—	—	—	—	—	—	60	3	179
Behavioral Treatment for Substance Abuse in Schizophrenia	—	—	50	1	—	—	—	—	50	1	50
Brief Strategic Family Therapy	69	9	173	2	—	—	—	—	88	11	968
Cognitive Behavior Therapies (CBT)	166	37	71	15	621	1	—	—	148	53	7839
Contingency Management (co-occurring)	128	2	175	1	—	—	—	—	143	3	430
Dare to Be You	—	—	—	—	—	—	—	—	—	—	—
Dialectical Behavioral Therapy (DBT)	62	11	67	10	196	10	—	—	107	31	3309
Eye Movement Desensitization & Reprocessing (EMDR)	3	3	—	—	—	—	—	—	3	3	9
Family Integrated Transitions	15	4	13	2	15	4	—	—	15	10	145
Family Psychoeducation	116	18	70	3	—	—	—	—	109	21	2297
Functional Family Therapy	98	11	9	2	55	6	56	1	74	20	1484
Gatekeeper program	—	—	—	—	—	—	—	—	—	—	—
Illness Self-Management/Illness Management & Recovery	105	2	—	—	—	—	—	—	105	2	210
Incredible Years	266	1	—	—	—	—	15	1	141	2	281
Integrated Dual Disorders Treatment	34	6	135	5	—	—	—	—	80	11	878
Interpersonal Therapy	182	4	170	1	—	—	—	—	179	5	897
Medication Management	138	25	25	2	—	—	—	—	129	27	3491
Motivational Enhancement Therapy (MET)	—	—	66	6	—	—	—	—	66	6	395
Motivational Interviewing	134	15	58	16	—	—	—	—	95	31	2933
Multi-Family Group Treatment (MFG)	21	2	67	3	—	—	—	—	49	5	244
Multidimensional Family Therapy	30	1	—	—	—	—	—	—	30	1	30
Multidimensional Treatment Foster Care	17	4	—	—	8	1	11	3	14	8	109
Multisystemic Therapy	75	14	14	3	—	—	—	—	65	17	1098
Nurse-Family Partnership	—	—	1	1	—	—	—	—	1	1	1
Parent-Child Interaction Therapy	39	12	18	1	—	—	12	10	26	23	602
Peer Support	16	7	100	2	—	—	—	—	35	9	314
Promoting Alternative Thinking Strategies (PATH)	—	—	—	—	—	—	—	—	—	—	—
Second Step	326	3	30	1	—	—	—	—	252	4	1008
Seeking Safety: A Psychotherapy for Trauma/PTSD & Substance Abuse	40	1	—	—	—	—	—	—	40	1	40
Strengthening Families Program (SFP)	71	4	8	5	—	—	—	—	36	9	325
Supported Employment	24	2	—	—	—	—	—	—	24	2	48
Supported Housing	26	1	—	—	—	—	—	—	26	1	26
Therapeutic Foster Care	56	9	3	1	—	—	—	—	51	10	505
Other (Specify:)	257	20	16	11	170	10	—	—	171	41	7011
Other (Specify:)	59	8	15	6	—	—	—	—	40	14	561
OVERALL*	99	221	60	90	131	27	15	15	88	353	31055

Note: Only agencies who reported client counts greater than zero are included here, hence, the smaller sample sizes.

*Overall totals include the first 34 EBPs only. The "Other" EBP categories have not been included in this overall analysis. Overall sample size reflects number of EBPs included within analysis, not the number of agencies within each organization.

Q17c. For each EBP that you are currently providing, please provide the **total number** of unduplicated clients served in FY 2007 (July1, 2006-June 30, 2007)?

	MHD		DASA		JRA		CA		Total		
	Mean	N	Mean	N	Mean	N	Mean	N	Mean	N	Client Count
Aggression Replacement Training	36	10	18	7	110	5	—	—	47	22	1040
Assertive Community Treatment (ACT/PACT)	78	10	8	1	—	—	—	—	72	11	790
Behavioral Treatment for Substance Abuse in Schizophrenia	51	3	26	2	—	—	—	—	41	5	205
Brief Strategic Family Therapy	62	12	133	3	—	—	—	—	76	15	1142
Cognitive Behavior Therapies (CBT)	417	50	272	30	621	1	—	—	366	81	29623
Contingency Management (co-occurring)	127	3	92	3	—	—	—	—	109	6	655
Dare to Be You	—	—	—	—	—	—	—	—	—	—	—
Dialectical Behavioral Therapy (DBT)	123	30	99	21	196	10	—	—	126	61	7709
Eye Movement Desensitization & Reprocessing (EMDR)	53	8	—	—	—	—	—	—	53	8	422
Family Integrated Transitions	21	4	13	2	15	4	—	—	17	10	170
Family Psychoeducation	272	22	206	6	—	—	—	—	257	28	7209
Functional Family Therapy	122	11	12	2	55	6	112	1	90	20	1808
Gatekeeper program	178	5	—	—	—	—	—	—	178	5	889
Illness Self-Management/Illness Management & Recovery	105	10	—	—	—	—	—	—	105	10	1045
Incredible Years	266	1	—	—	—	—	30	1	148	2	296
Integrated Dual Disorders Treatment	146	21	101	11	—	—	—	—	130	32	4166
Interpersonal Therapy	1303	4	105	2	—	—	—	—	903	6	5420
Medication Management	535	34	130	5	—	—	—	—	483	39	18849
Motivational Enhancement Therapy (MET)	243	8	91	13	—	—	—	—	149	21	3124
Motivational Interviewing	272	31	214	41	—	—	—	—	239	72	17205
Multi-Family Group Treatment (MFG)	96	5	147	4	—	—	—	—	119	9	1067
Multidimensional Family Therapy	25	3	384	1	—	—	—	—	115	4	459
Multidimensional Treatment Foster Care	19	5	—	—	8	1	11	3	15	9	134
Multisystemic Therapy	93	14	14	3	—	—	—	—	79	17	1348
Nurse-Family Partnership	—	—	4	1	—	—	2	1	3	2	6
Parent-Child Interaction Therapy	77	12	30	2	—	—	23	10	50	24	1211
Peer Support	48	28	550	13	—	—	—	—	207	41	8485
Promoting Alternative Thinking Strategies (PATH)	800	1	—	—	—	—	—	—	800	1	800
Second Step	326	3	30	1	—	—	—	—	252	4	1008
Seeking Safety: A Psychotherapy for Trauma/PTSD & Substance Abuse	39	4	33	6	—	—	—	—	35	10	352
Strengthening Families Program (SFP)	97	7	10	5	—	—	—	—	61	12	730
Supported Employment	94	20	5	2	—	—	—	—	86	22	1889
Supported Housing	174	15	4	2	—	—	—	—	154	17	2619
Therapeutic Foster Care	57	9	3	1	—	—	—	—	52	10	520
Other (Specify:)	392	29	112	19	170	10	—	—	262	58	15192
Other (Specify:)	136	13	146	7	—	—	—	—	140	20	2794
OVERALL*	212	403	173	190	131	27	25	16	192	636	122395

Note: Only agencies who reported client counts greater than zero are included here, hence, the smaller sample sizes.

*Overall totals include the first 34 EBPs only. The "Other" EBP categories have not been included in this overall analysis. Overall sample size reflects number of EBPs included within analysis, not the number of agencies within each organization.

Q19a. What is your current job title?

	MHD (n = 96)
Administrator	1.0%
Area Director	1.0%
Associate Director	2.1%
Associate Director, Clinical	2.1%
Behavioral Mental Health Director	1.0%
CEO	5.2%
Chief Clinical Officer	1.0%
Chief of Inpatient Services	1.0%
Chief Operating Officer	1.0%
Clinical Coordinator	1.0%
Clinical Director	13.5%
Clinical Director Family Services & Mental Health	1.0%
Clinical Manager/Interim Agency Director	1.0%
Clinical Program Manager	1.0%
Clinical Supervisor	1.0%
Director	1.0%
Director Child & Family Services	1.0%
Director Community Relations	1.0%
Director of Children Services	1.0%
Director of Clinical Services	3.1%
Director of Compliance	1.0%
Director of Psychiatric Services	1.0%
Director of Senior Behavioral Health	1.0%
Director, Behavioral Health Services	4.2%
Director, Outpatient Services	1.0%
Executive Director	16.7%
Director of HSD/Admin. Specialist	1.0%
Manager Outpt Psychiatry	1.0%
Manager, ARNP, DMHP	1.0%
Manager, Clinical Services	1.0%
Medical Director	1.0%
Mental Health Professional	1.0%
Mental Health Program Manager	2.1%
Pierce County Crisis and Corrections Coordinator	1.0%
Program Coordinator	2.1%
Program Director	2.1%
Program Manager	3.1%
Program Supervisor	1.0%

Q19a. What is your current job title? (cont.)

	MHD (n = 96)
Psychiatry Director	1.0%
Quality Assurance Director	1.0%
Quality Specialist	1.0%
Regional Chief of Operations	1.0%
Site Manager	1.0%
Supervisor of Adult Services	1.0%
Vice President	1.0%
Vice President Behavioral Health	1.0%
VP Clinical Services	1.0%
Youth and Family Services Director	1.0%

Q19a. What is your current job title?

	DASA (n = 155)
Administrator	3.9%
Administrator/County CD Coordinator	0.6%
Associate Director	0.6%
BH Manager	0.6%
CD Program Director	0.6%
CD Supervisor	1.3%
CEO	0.6%
Chemical Dependency Coordinator	0.6%
Chemical Dependency Counselor/Director	0.6%
Chemical Dependency Professional	3.2%
Chemical Dependency Program Director	0.6%
Chief Operations Officer	0.6%
Clinical Director	7.1%
Clinical Manager	0.6%
Clinical Program Manager	0.6%
Clinical Services Manager	0.6%
Clinical Supervisor	7.1%
Co-Director	0.6%
COD Program Coordinator	0.6%
COO/Rainier Branch Manager	0.6%
Coordinator	3.2%
Coordinator, SATP/BHS	0.6%
Deputy Director, ATC	0.6%
Director	7.1%
Director CD Services	1.3%
Director of Operations	0.6%
Director, Addiction Patient Care Line	0.6%
Director, Youth and Family Services Program	0.6%
Division Director	0.6%
Executive Clinical Director	3.2%
Executive Director	3.9%
Grant Manager/Family Counselor/CDP	0.6%
Manager	5.2%
Manager, COD Services	0.6%
Operation Administrator	0.6%
Outpatient Programs Manager	1.3%
Outpatient Treatment Director	0.6%
Owner/Administrator	1.3%

Q19a. What is your current job title? (cont.)

	DASA (n = 155)
Pgm Administrator	0.6%
Program Coordinator	0.6%
Program Director	3.9%
Program Director Outpatient Services	0.6%
Program Manager	9.7%
Program Supervisor	3.9%
Res. Services Clinical Manager	1.3%
Research Coordinator	2.6%
SA Director	0.6%
Substance Abuse Counselor/Clinical Supervisor	0.6%
Substance Abuse Prog. Coord.	0.6%
Substance Abuse Program Director	0.6%
Substance Abuse Service Program Manager	0.6%
Supervisor	0.6%
Supervisor, Outpatient Services	0.6%
Treatment Administrator	0.6%
Treatment Director	1.9%
Treatment Supervisor	1.3%
Vice President	1.3%
Vice President Behavioral Health	1.3%
Wellness Program Coordinator	0.6%

Q19a. What is your current job title?

	JRA (n = 17)
Associate Superintendent	5.9%
Clinical Director	52.9%
Juvenile Parole Administrator	41.2%

Q19a. What is your current job title?

	CA (n = 14)
EBP Manager	100.0%

Q19b. How many years have you been working at this agency?

	MHD (n = 96)	DASA (n=154)	JRA (n=17)	CA (n=14)	Total (n=281)
Mean number of years at agency	12.3	8.5	14.8	16.0	10.5

APPENDIX E

Tables

Appendix E Contents

Q1.	Which of the following services are offered by this agency?.....	E - 1
Q2.	Is this a solo practice, meaning an office with a single practitioner or therapist?.....	E - 1
Q3.	What is the population of the service area for your agency?.....	E - 1
Q4a.	In the list below, please indicate which of the following evidence based practices (EBPs) your agency currently provides.	E - 2
Q4b.	Also indicate whether program fidelity is assessed or monitored for those practices you are currently providing.	E - 3
Q5.	For the practices your agency currently provides, please indicate which mechanisms are used to provide training. Select all that apply.....	E - 4
Q6.	For the practices your agency currently provides, please indicate which target populations you are providing the EBP for.....	E - 9
Q7.	For the practices your agency currently provides, please indicate how successful your agency has been in implementing the EBPs listed below.	E - 14
Q8.	For the practices your agency currently provides, how effective do you think the EBP is at producing positive client outcomes?.....	E - 19
Q9.	Are there any EBPs that you are NOT currently using but want to use in the future?.....	E - 23
Q10.	Please indicate whether any of the barriers listed below interfere with your agency in providing EBPs you are using or want to use?.....	E - 24
Q11.	What type of assistance is most needed by your agency to help facilitate the adoption and implementation of evidence based practices?.....	E - 29
Q12a.	Does your agency serve populations or address specific client needs for which there are no known or available evidence-based practices?.....	E - 29
Q13.	Please rate your agency's interest in continuing/beginning to implement EBPs into your treatment program.	E - 29
Q14.	What initiatives, if any, is your agency implementing to promote the adoption of evidence based practices (EBPs)?	E - 30
Q15b.	What method is your agency using?.....	E - 30
Q16.	How many unduplicated clients did your agency serve in Fiscal Year 2007 (July 1, 2006 – June 30, 2007)?.....	E - 31
Q17a.	For each EBP that you are currently providing, please provide the total number of Adult (18 years old and older) unduplicated clients served in FY 2007 (July 1, 2006-June 30, 2007)?.....	E - 32
Q17b.	For each EBP that you are currently providing, please provide the total number of Children (less than 18 years old) unduplicated clients served in FY 2007 (July 1, 2006-June 30, 2007)?.....	E - 33
Q17c.	For each EBP that you are currently providing, please provide the total number of unduplicated clients served in FY 2007 (July 1, 2006-June 30, 2007)?.....	E - 34
Q19a.	What is your current job title?.....	E - 35
Q19b.	How many years have you been working at this agency?.....	E - 38

Q1. Which of the following services are offered by this agency?

	MHD (n = 96)	DASA (n = 154)	JRA (n = 17)	CA (n = 14)	Total (n = 281)
Intake, Assessment, or Referral	89.6%	92.2%	100.0%	7.1%	87.5%
Chemical Dependency Treatment	35.4%	98.1%	29.4%	—	67.6%
Mental Health Treatment	91.7%	41.6%	29.4%	14.3%	56.6%
Co-Occurring Disorders Treatment	51.0%	52.6%	23.5%	—	47.7%
Other	44.8%	28.6%	76.5%	100.0%	40.6%

*Question allowed multiple responses

Q2. Is this a solo practice, meaning an office with a single practitioner or therapist?

	MHD (n = 96)	DASA (n = 154)	JRA (n = 17)	CA (n = 14)	Total (n = 281)
Yes	—	4.5%	—	—	2.5%
No	100.0%	95.5%	100.0%	100.0%	97.5%

Q3. What is the population of the service area for your agency?

	MHD (n = 96)	DASA (n = 154)	JRA (n = 17)	CA (n = 14)	Total (n = 281)
Population less than 5,000	6.3%	15.6%	5.9%	—	11.0%
Population between 5,001 and 50,000	17.7%	23.4%	—	—	18.9%
Population between 50,001 and 500,000	47.9%	39.0%	—	71.4%	41.3%
Population greater than 500,000	28.1%	22.1%	94.1%	28.6%	28.8%

Q4a. In the list below, please indicate which of the following evidence based practices (EBPs) your agency currently provides.

	MHD (n = 96)	DASA (n = 154)	JRA (n = 17)	CA (n = 14)	Total (n = 281)
Aggression Replacement Training	12.5%	9.7%	29.4%	—	11.4%
Assertive Community Treatment (ACT/PACT)	17.7%	3.9%	—	—	8.2%
Behavioral Treatment for Substance Abuse in Schizophrenia	4.2%	3.9%	—	—	3.6%
Brief Strategic Family Therapy	21.9%	9.7%	—	—	12.8%
Cognitive Behavior Therapies (CBT)	72.9%	53.2%	5.9%	—	54.4%
Contingency Management (Co-occurring)	10.4%	8.4%	—	—	8.2%
Dare to be you	1.0%	—	—	—	0.4%
Dialectical Behavioral Therapy (DBT)	43.8%	30.5%	58.8%	—	35.2%
Eye Movement Desensitization & Reprocessing (EMDR)	14.6%	3.2%	—	—	6.8%
Family Integrated Transitions	6.3%	1.9%	23.5%	—	4.6%
Family Psychoeducation	37.5%	14.3%	—	—	20.6%
Functional Family Therapy	15.6%	5.8%	35.3%	7.1%	11.0%
Gatekeeper Program	7.3%	—	—	—	2.5%
Illness Self-Management/Illness Management & Recovery	18.8%	1.9%	—	—	7.5%
Incredible Years	3.1%	—	—	7.1%	1.4%
Integrated Dual Disorders	30.2%	20.8%	—	—	21.7%
Interpersonal Therapy	12.5%	7.8%	—	—	8.5%
Medication Management	46.9%	20.1%	—	—	27.0%
Motivational Enhancement Therapy (MET)	12.5%	18.8%	—	—	14.6%
Motivational Interviewing	46.9%	64.3%	—	—	51.2%
Multi-Family Group Treatment (MFG)	7.3%	5.2%	—	—	5.3%
Multidimensional Family Therapy	6.3%	1.3%	—	—	2.8%
Multidimensional Treatment Foster Care	5.2%	0.6%	5.9%	21.4%	3.6%
Multisystematic Therapy	18.8%	5.8%	—	—	9.6%
Nurse-Family Partnership	—	0.6%	—	7.1%	0.7%
Parent-Child Interaction Therapy	15.6%	6.5%	—	71.4%	12.5%
Peer Support	34.4%	19.5%	—	—	22.4%
Promoting Alternative Thinking Strategies (PATH)	1.0%	2.6%	—	—	1.8%
Second Step	5.2%	3.2%	—	—	3.6%
Seeking Safety: A Psychotherapy for Trauma/PTSD & Substance Abuse	6.3%	12.3%	—	—	8.9%
Strengthening Families Program (SFP)	10.4%	9.1%	—	—	8.5%
Supported Employment	27.1%	6.5%	—	—	12.8%
Supported Housing	17.7%	7.1%	—	—	10.0%
Therapeutic Foster Care	10.4%	1.3%	—	—	4.3%
Other (Specify:)	39.6%	26.6%	58.8%	—	31.7%
Other (Specify:)	17.7%	7.8%	—	—	10.3%
Not applicable, we do not provide any evidence-based practices (EBPs)	5.2%	6.5%	—	7.1%	5.7%

Q4b. Also indicate whether program fidelity is assessed or monitored for those practices you are currently providing.

	MHD		DASA		JRA		CA		Total	
	%	N	%	N	%	N	%	N	%	N
Aggression Replacement Training	58.3%	12	60.0%	15	0.0%	5	—	—	50.0%	32
Assertive Community Treatment (ACT/PACT)	76.5%	17	50.0%	6	—	—	—	—	69.6%	23
Behavioral Treatment for Substance Abuse in Schizophrenia	25.0%	4	16.7%	6	—	—	—	—	20.0%	10
Brief Strategic Family Therapy	23.8%	21	20.0%	15	—	—	—	—	22.2%	36
Cognitive Behavior Therapies (CBT)	28.6%	70	42.7%	82	0.0%	1	—	—	35.9%	153
Contingency Management (Co-occurring)	10.0%	10	46.2%	13	—	—	—	—	30.4%	23
Dare to be you	0.0%	1	—	—	—	—	—	—	0.0%	1
Dialectical Behavioral Therapy (DBT)	42.9%	42	40.4%	47	0.0%	10	—	—	37.4%	99
Eye Movement Desensitization & Reprocessing (EMDR)	28.6%	14	20.0%	5	—	—	—	—	26.3%	19
Family Integrated Transitions	50.0%	6	100.0%	3	100.0%	4	—	—	76.9%	13
Family Psychoeducation	22.2%	36	31.8%	22	—	—	—	—	25.9%	58
Functional Family Therapy	73.3%	15	44.4%	9	100.0%	6	100.0%	1	71.0%	31
Gatekeeper Program	28.6%	7	—	—	—	—	—	—	28.6%	7
Illness Self-Management/Illness Management & Recovery	50.0%	18	0.0%	3	—	—	—	—	42.9%	21
Incredible Years	0.0%	3	—	—	—	—	100.0%	1	25.0%	4
Integrated Dual Disorders	48.3%	29	53.1%	32	—	—	—	—	50.8%	61
Interpersonal Therapy	25.0%	12	33.3%	12	—	—	—	—	29.2%	24
Medication Management	33.3%	45	48.4%	31	—	—	—	—	39.5%	76
Motivational Enhancement Therapy (MET)	33.3%	12	62.1%	29	—	—	—	—	53.7%	41
Motivational Interviewing	26.7%	45	46.5%	99	—	—	—	—	40.3%	144
Multi-Family Group Treatment (MFG)	71.4%	7	37.5%	8	—	—	—	—	53.3%	15
Multidimensional Family Therapy	16.7%	6	50.0%	2	—	—	—	—	25.0%	8
Multidimensional Treatment Foster Care	80.0%	5	100.0%	1	100.0%	1	100.0%	3	90.0%	10
Multisystematic Therapy	72.2%	18	44.4%	9	—	—	—	—	63.0%	27
Nurse-Family Partnership	—	—	0.0%	1	—	—	100.0%	1	50.0%	2
Parent-Child Interaction Therapy	53.3%	15	60.0%	10	—	—	100.0%	10	68.6%	35
Peer Support	24.2%	33	56.7%	30	—	—	—	—	39.7%	63
Promoting Alternative Thinking Strategies (PATH)	100.0%	1	75.0%	4	—	—	—	—	80.0%	5
Second Step	40.0%	5	80.0%	5	—	—	—	—	60.0%	10
Seeking Safety: A Psychotherapy for Trauma/PTSD & Substance Abuse	66.7%	6	15.8%	19	—	—	—	—	28.0%	25
Strengthening Families Program (SFP)	50.0%	10	71.4%	14	—	—	—	—	62.5%	24
Supported Employment	57.7%	26	40.0%	10	—	—	—	—	52.8%	36
Supported Housing	17.6%	17	36.4%	11	—	—	—	—	25.0%	28
Therapeutic Foster Care	30.0%	10	100.0%	2	—	—	—	—	41.7%	12
Other (Specify:)	71.1%	38	58.5%	41	60.0%	10	—	—	64.0%	89
Other (Specify:)	76.5%	17	41.7%	12	—	—	—	—	41.7%	29
Overall*	38.4%	578	45.6%	555	40.7%	27	100%	16	42.7%	1176

*Note: Overall totals include the first 34 EBPs only. The “Other” EBP categories have not been included in this overall analysis. Overall sample size reflects number of EBPs included within analysis, not the number of agencies selected within each organization.

Q5. For the practices your agency currently provides, please indicate which mechanisms are used to provide training. Select all that apply.

		Internal Staff	Collaboration With Universities	Provider-to-Provider Training	Outside Accreditation	Other	Total N
Aggression Replacement Training	MHD	50.0%	8.3%	33.3%	58.3%	25.0%	12
	DASA	66.7%	—	20.0%	40.0%	6.7%	15
	JRA	100%	—	40.0%	—	—	5
	CA	—	—	—	—	—	—
	TOTAL	65.6%	3.1%	28.1%	40.6%	12.5	32
Assertive Community Treatment (ACT/PACT)	MHD	82.4%	41.2%	41.2%	41.2%	11.8%	17
	DASA	50.0%	—	57.1%	42.9%	—	6
	JRA	—	—	—	—	—	—
	CA	—	—	—	—	—	—
	TOTAL	73.9%	30.4%	43.5%	39.1%	8.7%	23
Behavioral Treatment for Substance Abuse in Schizophrenia	MHD	50.0%	50.0%	50.0%	—	50.0%	4
	DASA	83.3%	—	33.3%	33.3%	16.7%	6
	JRA	—	—	—	—	—	—
	CA	—	—	—	—	—	—
	TOTAL	70.0%	20.0%	40.0%	20.0%	30.0	10
Brief Strategic Family Therapy	MHD	66.7%	23.8%	42.9%	14.3%	—	21
	DASA	73.3%	6.7%	20.0%	33.3%	13.3%	15
	JRA	—	—	—	—	—	—
	CA	—	—	—	—	—	—
	TOTAL	69.4%	16.7%	33.3%	22.2%	5.6%	36
Cognitive Behavior Therapies (CBT)	MHD	75.7%	20.0%	35.7%	27.1%	11.4%	70
	DASA	73.2%	23.2%	37.8%	35.4%	6.1%	82
	JRA	100%	—	—	—	—	1
	CA	—	—	—	—	—	—
	TOTAL	74.5%	21.6%	36.6%	31.4%	8.5%	153
Contingency Management (co-occurring)	MHD	70.0%	20.0%	60.0%	30.0%	—	10
	DASA	76.9%	7.7%	46.2%	46.2%	23.1%	13
	JRA	—	—	—	—	—	—
	CA	—	—	—	—	—	—
	TOTAL	73.9%	13.0%	52.2%	39.1%	13%	23
Dare to Be You	MHD	100.0%	100.0%	100.0%	—	—	1
	DASA	—	—	—	—	—	—
	JRA	—	—	—	—	—	—
	CA	—	—	—	—	—	—
	TOTAL	100.0%	100.0%	100.0%	—	—	1
Dialectical Behavioral Therapy (DBT)	MHD	81.0%	26.2%	52.4%	50.0%	7.1%	42
	DASA	74.5%	34.0%	40.4%	57.4%	4.3%	47
	JRA	100%	10.0%	80.0%	—	20.0%	10
	CA	—	—	—	—	—	—
	TOTAL	79.8%	28.3%	49.5%	48.5%	7.1%	99

		Internal Staff	Collaboration With Universities	Provider-to-Provider Training	Outside Accreditation	Other	Total N
Eye Movement Desensitization & Reprocessing (EMDR)	MHD	57.1%	—	35.7%	78.6%	—	14
	DASA	60.0%	20.0%	40.0%	20.0%	20.0%	5
	JRA	—	—	—	—	—	—
	CA	—	—	—	—	—	—
	TOTAL	57.9%	5.3%	36.8%	63.2%	5.3%	19
Family Integrated Transitions	MHD	50.0%	33.3%	—	16.7%	33.3%	6
	DASA	100%	—	66.7%	—	—	3
	JRA	100%	100%	100%	—	—	4
	CA	—	—	—	—	—	—
	TOTAL	76.9%	46.2%	46.2%	7.7%	15.4%	13
Family Psychoeducation	MHD	83.3%	8.3%	44.4%	27.8%	11.1%	36
	DASA	90.9%	13.6%	27.3%	18.2%	4.5%	22
	JRA	—	—	—	—	—	—
	CA	—	—	—	—	—	—
	TOTAL	86.2%	10.3%	37.9%	24.1%	8.6%	58
Functional Family Therapy	MHD	53.3%	13.3%	46.7%	66.7%	6.7%	15
	DASA	77.8%	11.1%	11.1%	33.3%	11.1%	9
	JRA	100%	66.7%	100%	—	—	6
	CA	—	—	—	—	100%	1
	TOTAL	67.7%	22.6%	45.2%	41.9%	9.7%	31
Gatekeeper program	MHD	85.7%	14.3%	71.4%	28.6%	14.3%	7
	DASA	—	—	—	—	—	—
	JRA	—	—	—	—	—	—
	CA	—	—	—	—	—	—
	TOTAL	85.7%	14.3%	71.4%	28.6%	14.3%	7
Illness Self-Management/Illness Management & Recovery	MHD	83.3%	16.7%	44.4%	22.2%	11.1%	18
	DASA	100%	33.3%	33.3%	66.7%	—	3
	JRA	—	—	—	—	—	—
	CA	—	—	—	—	—	—
	TOTAL	85.7%	19.0%	42.9%	28.6%	9.5%	21
Incredible Years	MHD	66.7%	33.3%	33.3%	100%	—	3
	DASA	—	—	—	—	—	—
	JRA	—	—	—	—	—	—
	CA	—	—	—	—	100%	1
	TOTAL	50.0%	25.0%	25.0%	75.0%	25.0%	4
Integrated Dual Disorders Treatment	MHD	75.9%	10.3%	44.8%	44.8%	17.2%	29
	DASA	84.4%	15.6%	40.6%	37.5%	12.5%	32
	JRA	—	—	—	—	—	—
	CA	—	—	—	—	—	—
	TOTAL	80.3%	13.1%	42.6%	41.0%	14.8%	61

		Internal Staff	Collaboration With Universities	Provider-to-Provider Training	Outside Accreditation	Other	Total N
Interpersonal Therapy	MHD	75.0%	25.0%	41.7%	50.0%	8.3%	12
	DASA	83.3%	—	16.7%	41.7%	—	12
	JRA	—	—	—	—	—	—
	CA	—	—	—	—	—	—
	TOTAL	79.2%	12.5%	29.2%	45.8%	4.2%	24
Medication Management	MHD	64.4%	15.6%	40.0%	33.3%	11.1%	45
	DASA	48.4%	12.9%	32.3%	48.4%	12.9%	31
	JRA	—	—	—	—	—	—
	CA	—	—	—	—	—	—
	TOTAL	57.9%	14.5%	6.8%	39.5%	11.8%	76
Motivational Enhancement Therapy (MET)	MHD	58.3%	33.3%	50.0%	25.0%	33.3%	12
	DASA	82.8%	17.2%	34.5%	44.8%	6.9%	29
	JRA	—	—	—	—	—	—
	CA	—	—	—	—	—	—
	TOTAL	75.6%	22.0%	39.0%	39.0%	14.6%	41
Motivational Interviewing	MHD	71.1%	13.3%	37.8%	35.6%	20.0%	45
	DASA	78.8%	33.3%	29.3%	29.3%	10.1%	99
	JRA	—	—	—	—	—	—
	CA	—	—	—	—	—	—
	TOTAL	76.4%	27.1%	31.9%	31.3%	13.2%	144
Multi-Family Group Treatment (MFG)	MHD	57.1%	28.6%	28.6%	14.3%	14.3%	7
	DASA	87.5%	12.5%	12.5%	12.5%	37.5%	8
	JRA	—	—	—	—	—	—
	CA	—	—	—	—	—	—
	TOTAL	73.3%	20.0%	20.0%	13.3%	26.7%	15
Multidimensional Family Therapy	MHD	83.3%	16.7%	33.3%	33.3%	—	6
	DASA	100%	—	—	—	—	2
	JRA	—	—	—	—	—	—
	CA	—	—	—	—	—	—
	TOTAL	87.5%	12.5%	25.0%	25.0%	—	8
Multidimensional Treatment Foster Care	MHD	60.0%	—	60.0%	60.0%	—	5
	DASA	100%	—	100%	100%	—	1
	JRA	100%	—	—	100%	—	1
	CA	—	—	—	—	100%	3
	TOTAL	50.0%	—	40.0%	50.0%	30.0%	10
Multisystemic Therapy	MHD	66.7%	44.4%	27.8%	33.3%	16.7%	18
	DASA	66.7%	11.1%	11.1%	55.6%	—	9
	JRA	—	—	—	—	—	—
	CA	—	—	—	—	—	—
	TOTAL	66.7%	33.3%	22.2%	40.7%	11.1%	27

		Internal Staff	Collaboration With Universities	Provider-to-Provider Training	Outside Accreditation	Other	Total N
Nurse-Family Partnership	MHD	—	—	—	—	—	—
	DASA	100%	—	—	—	—	1
	JRA	—	—	—	—	—	—
	CA	—	—	—	—	100%	1
	TOTAL	50.0%	—	—	—	50.0%	2
Parent-Child Interaction Therapy	MHD	53.3%	13.3%	33.3%	46.7%	13.3%	15
	DASA	90.0%	20.0%	30.0%	30.0%	10.0%	10
	JRA	—	—	—	—	—	—
	CA	—	—	—	—	100%	10
	TOTAL	48.6%	11.4%	22.9%	28.6%	37.1%	35
Peer Support	MHD	69.7%	15.2%	42.4%	39.4%	21.2%	33
	DASA	86.7%	13.3%	33.3%	36.7%	3.3%	30
	JRA	—	—	—	—	—	—
	CA	—	—	—	—	—	—
	TOTAL	77.8%	14.3%	38.1%	38.1%	12.7%	63
Promoting Alternative Thinking Strategies (PATH)	MHD	100.0%	—	100.0%	100.0%	—	1
	DASA	100%	25.0%	75.0%	50.0%	25.0%	4
	JRA	—	—	—	—	—	—
	CA	—	—	—	—	—	—
	TOTAL	100%	20.0%	80.0%	60.0%	20.0%	5
Second Step	MHD	100.0%	20.0%	40.0%	20.0%	—	5
	DASA	100%	20.0%	—	20.0%	20.0%	5
	JRA	—	—	—	—	—	—
	CA	—	—	—	—	—	—
	TOTAL	100%	20.0%	20.0%	20.0%	10.0%	10
Seeking Safety: A Psychotherapy for Trauma/PTSD & Substance Abuse	MHD	66.7%	—	16.7%	16.7%	50.0%	6
	DASA	78.9%	31.6%	47.4%	42.1%	—	19
	JRA	—	—	—	—	—	—
	CA	—	—	—	—	—	—
	TOTAL	76.0%	24.0%	40.0%	36.0%	12.0%	25
Strengthening Families Program (SFP)	MHD	80.0%	10.0%	60.0%	30.0%	10.0%	10
	DASA	85.7%	7.1%	50.0%	21.4%	—	14
	JRA	—	—	—	—	—	—
	CA	—	—	—	—	—	—
	TOTAL	83.3%	8.3%	54.2%	25.0%	4.2%	24
Supported Employment	MHD	84.6%	7.7%	23.1%	38.5%	15.4%	26
	DASA	60.0%	20.0%	30.0%	40.0%	20.0%	10
	JRA	—	—	—	—	—	—
	CA	—	—	—	—	—	—
	TOTAL	77.8%	11.1%	25.0%	38.9%	16.7%	36

		Internal Staff	Collaboration With Universities	Provider-to-Provider Training	Outside Accreditation	Other	Total N
Supported Housing	MHD	100.0%	5.9%	35.3%	11.8%	—	17
	DASA	81.8%	9.1%	36.4%	27.3%	9.1%	11
	JRA	—	—	—	—	—	—
	CA	—	—	—	—	—	—
	TOTAL	92.9%	7.1%	35.7%	17.9%	3.6%	28
Therapeutic Foster Care	MHD	90.0%	—	50.0%	10.0%	—	10
	DASA	100%	—	50.0%	50.0%	—	2
	JRA	—	—	—	—	—	—
	CA	—	—	—	—	—	—
	TOTAL	91.7%	—	50.0%	16.7%	—	12
Other (Specify:)	MHD	57.9%	18.4%	28.9%	52.6%	13.2%	38
	DASA	56.1%	7.3%	19.5%	58.5%	9.8%	41
	JRA	90.0%	60.0%	80.0%	10.0%	10.0%	10
	CA	—	—	—	—	—	—
	TOTAL	60.7%	18.0%	30.3%	50.6%	11.2%	89
Other (Specify:)	MHD	70.6%	29.4%	29.4%	41.2%	11.8%	17
	DASA	75.0%	8.3%	41.7%	58.3%	8.3%	12
	JRA	—	—	—	—	—	—
	CA	—	—	—	—	—	—
	TOTAL	72.4%	20.7%	34.5%	48.3%	10.3%	29
OVERALL*	MHD	73.2%	17.5%	40.7%	35.5%	12.6%	578
	DASA	77.3%	19.8%	33.5%	36.8%	8.5%	555
	JRA	100%	33.3%	74.1%	3.7%	7.4%	27
	CA	—	—	—	—	100%	16
	TOTAL	74.7%	18.7%	37.5%	34.9%	11.7%	1176

*Note: Overall totals include the first 34 EBPs only. The “Other” EBP categories have not been included in this overall analysis. Overall sample size reflects number of EBPs included within analysis, not the number of selected within each organization.

Q6. For the practices your agency currently provides, please indicate which target populations you are providing the EBP for.

		Children	Adolescents	Adults	Elderly	Co-Occurring Disorders	Other	Total N
Aggression Replacement Training	MHD	50.0%	91.7%	25.0%	—	8.3%	—	12
	DASA	6.7%	100.0%	6.7%	—	13.3%	—	15
	JRA	—	100.0%	60.0%	—	—	20.0%	5
	CA	—	—	—	—	—	—	—
	TOTAL	21.9%	96.9%	21.9%	—	9.4%	3.1%	32
Assertive Community Treatment (ACT/PACT)	MHD	5.9%	5.9%	94.1%	17.6%	70.6%	5.9%	17
	DASA	16.7%	33.3%	100.0%	33.3%	66.7%	—	6
	JRA	—	—	—	—	—	—	—
	CA	—	—	—	—	—	—	—
	TOTAL	8.7%	13.0%	95.7%	21.7%	69.6%	4.3%	23
Behavioral Treatment for Substance Abuse in Schizophrenia	MHD	25.0%	25.0%	50.0%	25.0%	75.0%	25.0%	4
	DASA	—	—	83.3%	16.7%	83.3%	—	6
	JRA	—	—	—	—	—	—	—
	CA	—	—	—	—	—	—	—
	TOTAL	10.0%	10.0%	70.0%	20.0%	80.0%	10.0%	10
Brief Strategic Family Therapy	MHD	71.4%	66.7%	38.1%	4.8%	9.5%	9.5%	21
	DASA	20.0%	60.0%	60.0%	20.0%	46.7%	6.7%	15
	JRA	—	—	—	—	—	—	—
	CA	—	—	—	—	—	—	—
	TOTAL	50.0%	63.9%	47.2%	11.1%	25.0%	8.3%	36
Cognitive Behavior Therapies (CBT)	MHD	58.6%	72.9%	75.7%	48.6%	42.9%	2.9%	70
	DASA	9.8%	52.4%	75.6%	28.0%	53.7%	4.9%	82
	JRA	—	100.0%	—	—	—	—	1
	CA	—	—	—	—	—	—	—
	TOTAL	32.0%	62.1%	75.2%	37.3%	48.4%	3.9%	153
Contingency Management (Co-occurring)	MHD	20.0%	30.0%	70.0%	20.0%	60.0%	—	10
	DASA	—	38.5%	76.9%	23.1%	76.9%	—	13
	JRA	—	—	—	—	—	—	—
	CA	—	—	—	—	—	—	—
	TOTAL	8.7%	34.8%	73.9%	21.7%	69.6%	—	23
Dare to be you	MHD	100.0%	—	—	—	—	—	1
	DASA	—	—	—	—	—	—	—
	JRA	—	—	—	—	—	—	—
	CA	—	—	—	—	—	—	—
	TOTAL	100.0%	—	—	—	—	—	1
Dialectical Behavioral Therapy (DBT)	MHD	14.3%	50.0%	76.2%	21.4%	38.1%	4.8%	42
	DASA	—	46.8%	68.1%	8.5%	48.9%	8.5%	47
	JRA	40.0%	100.0%	80.0%	—	60.0%	10.0%	10
	CA	—	—	—	—	—	—	—
	TOTAL	10.1%	53.5%	72.7%	13.1%	45.5%	7.1%	99

		Children	Adolescents	Adults	Elderly	Co-Occurring Disorders	Other	Total N
Eye Movement Desensitization & Reprocessing (EMDR)	MHD	42.9%	57.1%	85.7%	28.6%	14.3%	—	14
	DASA	20.0%	40.0%	100.0%	20.0%	20.0%	—	5
	JRA	—	—	—	—	—	—	—
	CA	—	—	—	—	—	—	—
	TOTAL	36.8%	52.6%	89.5%	26.3%	15.8%	—	19
Family Integrated Transitions	MHD	33.3%	83.3%	66.7%	—	16.7%	16.7%	6
	DASA	—	100.0%	33.3%	33.3%	66.7%	—	3
	JRA	—	100.0%	—	—	100.0%	—	4
	CA	—	—	—	—	—	—	—
	TOTAL	15.4%	92.3%	38.5%	7.7%	53.8%	7.7%	13
Family Psychoeducation	MHD	69.4%	77.8%	77.8%	33.3%	41.7%	2.8%	36
	DASA	27.3%	72.7%	68.2%	27.3%	45.5%	9.1%	22
	JRA	—	—	—	—	—	—	—
	CA	—	—	—	—	—	—	—
	TOTAL	53.4%	75.9%	74.1%	31.0%	43.1%	5.2%	58
Functional Family Therapy	MHD	46.7%	93.3%	40.0%	6.7%	6.7%	6.7%	15
	DASA	33.3%	88.9%	33.3%	11.1%	11.1%	—	9
	JRA	83.3%	100.0%	100.0%	—	100.0%	—	6
	CA	—	100.0%	100.0%	—	—	—	1
	TOTAL	48.4%	93.5%	51.6%	6.5%	25.8%	3.2%	31
Gatekeeper Program	MHD	—	—	—	100.0%	—	—	7
	DASA	—	—	—	—	—	—	—
	JRA	—	—	—	—	—	—	—
	CA	—	—	—	—	—	—	—
	TOTAL	—	—	—	100.0%	—	—	7
Illness Self-Management/Illness Management & Recovery	MHD	11.1%	22.2%	94.4%	44.4%	50.0%	5.6%	18
	DASA	—	—	66.7%	—	66.7%	—	3
	JRA	—	—	—	—	—	—	—
	CA	—	—	—	—	—	—	—
	TOTAL	9.5%	19.0%	90.5%	38.1%	52.4%	4.8%	21
Incredible Years	MHD	66.7%	—	33.3%	—	—	33.3%	3
	DASA	—	—	—	—	—	—	—
	JRA	—	—	—	—	—	—	—
	CA	100.0%	—	100.0%	—	—	—	1
	TOTAL	75.0%	—	50.0%	—	—	25.0%	4
Integrated Dual Disorders	MHD	3.4%	13.8%	65.5%	20.7%	75.9%	6.9%	29
	DASA	—	37.5%	59.4%	15.6%	87.5%	—	32
	JRA	—	—	—	—	—	—	—
	CA	—	—	—	—	—	—	—
	TOTAL	1.6%	26.2%	62.3%	18.0%	82.0%	3.3%	61

		Children	Adolescents	Adults	Elderly	Co-Occurring Disorders	Other	Total N
Interpersonal Therapy	MHD	58.3%	58.3%	75.0%	58.3%	41.7%	8.3%	12
	DASA	16.7%	58.3%	75.0%	25.0%	66.7%	—	12
	JRA	—	—	—	—	—	—	—
	CA	—	—	—	—	—	—	—
	TOTAL	37.5%	58.3%	75.0%	41.7%	54.2%	4.2%	24
Medication Management	MHD	57.8%	68.9%	77.8%	62.2%	51.1%	—	45
	DASA	12.9%	45.2%	87.1%	51.6%	83.9%	—	31
	JRA	—	—	—	—	—	—	—
	CA	—	—	—	—	—	—	—
	TOTAL	39.5%	59.2%	81.6%	57.9%	64.5%	—	76
Motivational Enhancement Therapy (MET)	MHD	8.3%	33.3%	100.0%	41.7%	66.7%	—	12
	DASA	3.4%	58.6%	58.6%	34.5%	51.7%	—	29
	JRA	—	—	—	—	—	—	—
	CA	—	—	—	—	—	—	—
	TOTAL	4.9%	51.2%	70.7%	36.6%	56.1%	—	41
Motivational Interviewing	MHD	28.9%	55.6%	84.4%	28.9%	60.0%	2.2%	45
	DASA	5.1%	51.5%	83.8%	32.3%	54.5%	4.0%	99
	JRA	—	—	—	—	—	—	—
	CA	—	—	—	—	—	—	—
	TOTAL	12.5%	52.8%	84.0%	31.3%	56.3%	3.5%	144
Multi-Family Group Treatment (MFG)	MHD	28.6%	28.6%	85.7%	—	14.3%	28.6%	7
	DASA	12.5%	75.0%	62.5%	25.0%	37.5%	12.5%	8
	JRA	—	—	—	—	—	—	—
	CA	—	—	—	—	—	—	—
	TOTAL	20.0%	53.3%	73.3%	13.3%	26.7%	20.0%	15
Multidimensional Family Therapy	MHD	33.3%	100.0%	83.3%	—	16.7%	—	6
	DASA	50.0%	50.0%	50.0%	—	100.0%	—	2
	JRA	—	—	—	—	—	—	—
	CA	—	—	—	—	—	—	—
	TOTAL	37.5%	87.5%	75.0%	—	37.5%	—	8
Multidimensional Treatment Foster Care	MHD	60.0%	80.0%	—	—	—	—	5
	DASA	—	100.0%	—	—	—	—	1
	JRA	—	100.0%	—	—	100.0%	—	1
	CA	100.0%	33.3%	—	—	—	—	3
	TOTAL	60.0%	70.0%	—	—	10.0%	—	10
Multisystematic Therapy	MHD	61.1%	94.4%	50.0%	11.1%	22.2%	5.6%	18
	DASA	33.3%	88.9%	33.3%	—	55.6%	—	9
	JRA	—	—	—	—	—	—	—
	CA	—	—	—	—	—	—	—
	TOTAL	51.9%	92.6%	44.4%	7.4%	33.3%	3.7%	27

		Children	Adolescents	Adults	Elderly	Co-Occurring Disorders	Other	Total N
Nurse-Family Partnership	MHD	—	—	—	—	—	—	—
	DASA	—	—	100.0%	100.0%	—	—	1
	JRA	—	—	—	—	—	—	—
	CA	100.0%	—	100.0%	—	—	—	1
	TOTAL	50.0%	—	100.0%	50.0%	—	—	2
Parent-Child Interaction Therapy	MHD	86.7%	20.0%	66.7%	6.7%	—	13.3%	15
	DASA	70.0%	30.0%	60.0%	—	30.0%	10.0%	10
	JRA	—	—	—	—	—	—	—
	CA	90.0%	—	100.0%	—	—	—	10
	TOTAL	82.9%	17.1%	74.3%	2.9%	8.6%	8.6%	35
Peer Support	MHD	12.1%	15.2%	87.9%	30.3%	36.4%	3.0%	33
	DASA	3.3%	50.0%	76.7%	26.7%	33.3%	3.3%	30
	JRA	—	—	—	—	—	—	—
	CA	—	—	—	—	—	—	—
	TOTAL	7.9%	31.7%	82.5%	28.6%	34.9%	3.2%	63
Promoting Alternative Thinking Strategies (PATH)	MHD	—	—	100.0%	100.0%	100.0%	—	1
	DASA	—	25.0%	100.0%	75.0%	75.0%	—	4
	JRA	—	—	—	—	—	—	—
	CA	—	—	—	—	—	—	—
	TOTAL	—	20.0%	100.0%	80.0%	80.0%	—	5
Second Step	MHD	100.0%	20.0%	—	—	—	—	5
	DASA	40.0%	100.0%	—	—	—	—	5
	JRA	—	—	—	—	—	—	—
	CA	—	—	—	—	—	—	—
	TOTAL	70.0%	60.0%	—	—	—	—	10
Seeking Safety: A Psychotherapy for Trauma/PTSD & Substance Abuse	MHD	—	—	100.0%	16.7%	83.3%	—	6
	DASA	—	21.1%	73.7%	15.8%	63.2%	15.8%	19
	JRA	—	—	—	—	—	—	—
	CA	—	—	—	—	—	—	—
	TOTAL	—	16.0%	80.0%	16.0%	68.0%	12.0%	25
Strengthening Families Program (SFP)	MHD	70.0%	70.0%	80.0%	10.0%	10.0%	—	10
	DASA	42.9%	71.4%	64.3%	—	14.3%	—	14
	JRA	—	—	—	—	—	—	—
	CA	—	—	—	—	—	—	—
	TOTAL	54.2%	70.8%	70.8%	4.2%	12.5%	—	24
Supported Employment	MHD	—	11.5%	100.0%	23.1%	76.9%	3.8%	26
	DASA	—	—	90.0%	20.0%	60.0%	—	10
	JRA	—	—	—	—	—	—	—
	CA	—	—	—	—	—	—	—
	TOTAL	—	8.3%	97.2%	22.2%	72.2%	2.8%	36

		Children	Adolescents	Adults	Elderly	Co-Occurring Disorders	Other	Total N
Supported Housing	MHD	11.8%	23.5%	100.0%	47.1%	64.7%	—	17
	DASA	—	9.1%	81.8%	27.3%	72.7%	—	11
	JRA	—	—	—	—	—	—	—
	CA	—	—	—	—	—	—	—
	TOTAL	7.1%	17.9%	92.9%	39.3%	67.9%	—	28
Therapeutic Foster Care	MHD	100.0%	80.0%	10.0%	—	—	—	10
	DASA	—	100.0%	—	—	—	—	2
	JRA	—	—	—	—	—	—	—
	CA	—	—	—	—	—	—	—
	TOTAL	83.3%	83.3%	8.3%	—	—	—	12
Other (Specify:)	MHD	63.2%	60.5%	55.3%	23.7%	28.9%	5.3%	38
	DASA	9.8%	43.9%	70.7%	31.7%	46.3%	2.4%	41
	JRA	80.0%	100.0%	90.0%	—	90.0%	10.0%	10
	CA	—	—	—	—	—	—	—
	TOTAL	40.4%	57.3%	66.3%	24.7%	43.8%	4.5%	89
Other (Specify:)	MHD	58.8%	47.1%	64.7%	17.6%	41.2%	5.9%	17
	DASA	—	75.0%	33.3%	25.0%	50.0%	—	12
	JRA	—	—	—	—	—	—	—
	CA	—	—	—	—	—	—	—
	TOTAL	34.5%	58.6%	51.7%	20.7%	44.8%	3.4%	29
OVERALL*	MHD	38.8%	50.5%	72.7%	29.6%	41.3%	4.2%	578
	DASA	10.1%	51.0%	70.3%	24.0%	53.3%	3.8%	555
	JRA	33.3%	100%	63.0%	—	63.0%	7.4%	27
	CA	87.5%	12.5%	81.3%	—	—	—	16
	TOTAL	25.8%	51.4%	71.4%	25.9%	46.9%	4.0%	1176

*Note: Overall totals include the first 34 EBPs only. The “Other” EBP categories have not been included in this overall analysis. Overall sample size reflects number of EBPs included within analysis, not the number of agencies within each organization.

Q7. For the practices your agency currently provides, please indicate how successful your agency has been in implementing the EBPs listed below.

		Not at All	A Little	Somewhat	Very	Extremely	Total N
Aggression Replacement Training	MHD	—	8.3%	50.0%	33.3%	8.3%	12
	DASA	—	6.7%	66.7%	20.0%	6.7%	15
	JRA	—	—	80.0%	20.0%	—	5
	CA	—	—	—	—	—	—
	TOTAL	—	6.3%	62.5%	25.0%	6.3%	32
Assertive Community Treatment (ACT/PACT)	MHD	—	5.9%	29.4%	52.9%	11.8%	17
	DASA	—	—	33.3%	66.7%	—	6
	JRA	—	—	—	—	—	—
	CA	—	—	—	—	—	—
	TOTAL	—	4.3%	30.4%	56.5%	8.7%	23
Behavioral Treatment for Substance Abuse in Schizophrenia	MHD	—	—	75.0%	25.0%	—	4
	DASA	—	16.7%	—	83.3%	—	6
	JRA	—	—	—	—	—	—
	CA	—	—	—	—	—	—
	TOTAL	—	10.0%	30.0%	60.0%	—	10
Brief Strategic Family Therapy	MHD	4.8%	14.3%	38.1%	42.9%	—	21
	DASA	6.7%	13.3%	46.7%	33.3%	—	15
	JRA	—	—	—	—	—	—
	CA	—	—	—	—	—	—
	TOTAL	5.6%	13.9%	41.7%	38.9%	—	36
Cognitive Behavior Therapies (CBT)	MHD	1.4%	2.9%	31.4%	54.3%	10.0%	70
	DASA	1.2%	3.7%	36.6%	48.8%	9.8%	82
	JRA	—	—	100.0%	—	—	1
	CA	—	—	—	—	—	—
	TOTAL	1.3%	3.3%	34.6%	51.0%	9.8%	153
Contingency Management (Co-occurring)	MHD	10.0%	10.0%	40.0%	30.0%	10.0%	10
	DASA	—	7.7%	30.8%	61.5%	—	13
	JRA	—	—	—	—	—	—
	CA	—	—	—	—	—	—
	TOTAL	4.3%	8.7%	34.8%	47.8%	4.3%	23
Dare to be you	MHD	—	—	100.0%	—	—	1
	DASA	—	—	—	—	—	—
	JRA	—	—	—	—	—	—
	CA	—	—	—	—	—	—
	TOTAL	—	—	100.0%	—	—	1
Dialectical Behavioral Therapy (DBT)	MHD	—	7.1%	38.1%	38.1%	16.7%	42
	DASA	—	12.8%	36.2%	36.2%	14.9%	47
	JRA	—	—	90.0%	10.0%	—	10
	CA	—	—	—	—	—	—
	TOTAL	—	9.1%	42.4%	34.3%	14.1%	99

		Not at All	A Little	Somewhat	Very	Extremely	Total N
Eye Movement Desensitization & Reprocessing (EMDR)	MHD	—	21.4%	57.1%	7.1%	14.3%	14
	DASA	—	20.0%	60.0%	20.0%	—	5
	JRA	—	—	—	—	—	—
	CA	—	—	—	—	—	—
	TOTAL	—	21.1%	57.9%	10.5%	10.5%	19
Family Integrated Transitions	MHD	—	—	—	50.0%	50.0%	6
	DASA	—	—	—	66.7%	33.3%	3
	JRA	—	25.0%	—	25.0%	50.0%	4
	CA	—	—	—	—	—	—
	TOTAL	—	7.7%	—	46.2%	46.2%	13
Family Psychoeducation	MHD	—	11.1%	19.4%	47.2%	22.2%	36
	DASA	—	9.1%	31.8%	54.5%	4.5%	22
	JRA	—	—	—	—	—	—
	CA	—	—	—	—	—	—
	TOTAL	—	10.3%	24.1%	50.0%	15.5%	58
Functional Family Therapy	MHD	6.7%	6.7%	46.7%	20.0%	20.0%	15
	DASA	—	33.3%	44.4%	22.2%	—	1
	JRA	—	—	16.7%	83.3%	—	6
	CA	—	—	100.0%	—	—	9
	TOTAL	3.2%	12.9%	41.9%	32.3%	9.7%	31
Gatekeeper Program	MHD	—	—	42.9%	14.3%	42.9%	7
	DASA	—	—	—	—	—	—
	JRA	—	—	—	—	—	—
	CA	—	—	—	—	—	—
	TOTAL	—	—	42.9%	14.3%	42.9%	7
Illness Self-Management/Illness Management & Recovery	MHD	5.6%	5.6%	22.2%	66.7%	—	18
	DASA	—	—	66.7%	33.3%	—	3
	JRA	—	—	—	—	—	—
	CA	—	—	—	—	—	—
	TOTAL	4.8%	4.8%	28.6%	61.9%	—	21
Incredible Years	MHD	—	—	66.7%	33.3%	—	3
	DASA	—	—	—	—	—	—
	JRA	—	—	—	—	—	—
	CA	—	—	—	100.0%	—	1
	TOTAL	—	—	50.0%	50.0%	—	4
Integrated Dual Disorders	MHD	—	10.3%	27.6%	44.8%	17.2%	29
	DASA	—	6.3%	34.4%	46.9%	12.5%	32
	JRA	—	—	—	—	—	—
	CA	—	—	—	—	—	—
	TOTAL	—	8.2%	31.1%	45.9%	14.8%	61
Interpersonal Therapy	MHD	8.3%	—	8.3%	50.0%	33.3%	12
	DASA	—	16.7%	41.7%	25.0%	16.7%	12
	JRA	—	—	—	—	—	—
	CA	—	—	—	—	—	—
	TOTAL	4.2%	8.3%	25.0%	37.5%	25.0%	24

		Not at All	A Little	Somewhat	Very	Extremely	Total N
Medication Management	MHD	—	—	11.1%	55.6%	33.3%	45
	DASA	—	3.2%	38.7%	32.3%	25.8%	31
	JRA	—	—	—	—	—	—
	CA	—	—	—	—	—	—
	TOTAL	—	1.3%	22.4%	46.1%	30.3%	76
Motivational Enhancement Therapy (MET)	MHD	8.3%	—	25.0%	58.3%	8.3%	12
	DASA	—	3.4%	24.1%	58.6%	13.8%	29
	JRA	—	—	—	—	—	—
	CA	—	—	—	—	—	—
	TOTAL	2.4%	2.4%	24.4%	58.5%	12.2%	41
Motivational Interviewing	MHD	—	4.4%	35.6%	48.9%	11.1%	45
	DASA	1.0%	3.0%	28.3%	52.5%	15.2%	99
	JRA	—	—	—	—	—	—
	CA	—	—	—	—	—	—
	TOTAL	0.7%	3.5%	30.6%	51.4%	13.9%	144
Multi-Family Group Treatment (MFG)	MHD	14.3%	28.6%	14.3%	28.6%	14.3%	7
	DASA	12.5%	25.0%	37.5%	25.0%	—	8
	JRA	—	—	—	—	—	—
	CA	—	—	—	—	—	—
	TOTAL	13.3%	26.7%	26.7%	26.7%	6.7%	15
Multidimensional Family Therapy	MHD	16.7%	33.3%	16.7%	33.3%	—	6
	DASA	—	—	—	100.0%	—	2
	JRA	—	—	—	—	—	—
	CA	—	—	—	—	—	—
	TOTAL	12.5%	25.0%	12.5%	50.0%	—	8
Multidimensional Treatment Foster Care	MHD	—	—	20.0%	60.0%	20.0%	5
	DASA	—	—	100%	—	—	1
	JRA	—	—	—	100.0%	—	1
	CA	—	66.7%	—	33.3%	—	3
	TOTAL	—	20.0%	20.0%	50.0%	10.0%	10
Multisystematic Therapy	MHD	—	—	38.9%	33.3%	27.8%	18
	DASA	—	22.2%	11.1%	55.6%	11.1%	9
	JRA	—	—	—	—	—	—
	CA	—	—	—	—	—	—
	TOTAL	—	7.4%	29.6%	40.7%	22.2%	27
Nurse-Family Partnership	MHD	—	—	—	—	—	—
	DASA	—	—	100.0%	—	—	1
	JRA	—	—	—	—	—	—
	CA	—	—	—	100.0%	—	1
	TOTAL	—	—	50.0%	50.0%	—	2
Parent-Child Interaction Therapy	MHD	—	—	40.0%	46.7%	13.3%	15
	DASA	—	10.0%	30.0%	40.0%	20.0%	10
	JRA	—	—	—	—	—	—
	CA	—	—	30.0%	40.0%	30.0%	10
	TOTAL	—	2.9%	34.3%	42.9%	20.0%	35

		Not at All	A Little	Somewhat	Very	Extremely	Total N
Peer Support	MHD	—	15.2%	33.3%	45.5%	6.1%	33
	DASA	—	3.3%	23.3%	50.0%	23.3%	30
	JRA	—	—	—	—	—	—
	CA	—	—	—	—	—	—
	TOTAL	—	9.5%	28.6%	47.6%	14.3%	63
Promoting Alternative Thinking Strategies (PATH)	MHD	—	—	—	100.0%	—	1
	DASA	—	—	50.0%	50.0%	—	4
	JRA	—	—	—	—	—	—
	CA	—	—	—	—	—	—
	TOTAL	—	—	40.0%	60.0%	—	5
Second Step	MHD	—	20.0%	20.0%	60.0%	—	5
	DASA	—	20.0%	40.0%	20.0%	20.0%	5
	JRA	—	—	—	—	—	—
	CA	—	—	—	—	—	—
	TOTAL	—	20.0%	30.0%	40.0%	10.0%	10
Seeking Safety: A Psychotherapy for Trauma/PTSD & Substance Abuse	MHD	—	16.7%	50.0%	33.3%	—	6
	DASA	—	5.3%	52.6%	26.3%	15.8%	19
	JRA	—	—	—	—	—	—
	CA	—	—	—	—	—	—
	TOTAL	—	8.0%	52.0%	28.0%	12.0%	25
Strengthening Families Program (SFP)	MHD	—	10.0%	30.0%	40.0%	20.0%	10
	DASA	—	7.1%	7.1%	64.3%	21.4%	14
	JRA	—	—	—	—	—	—
	CA	—	—	—	—	—	—
	TOTAL	—	8.3%	16.7%	54.2%	20.8%	24
Supported Employment	MHD	—	7.7%	23.1%	50.0%	19.2%	26
	DASA	—	10.0%	50.0%	20.0%	20.0%	10
	JRA	—	—	—	—	—	—
	CA	—	—	—	—	—	—
	TOTAL	—	8.3%	30.6%	41.7%	19.4%	36
Supported Housing	MHD	—	—	17.6%	52.9%	29.4%	17
	DASA	—	9.1%	36.4%	9.1%	45.5%	11
	JRA	—	—	—	—	—	—
	CA	—	—	—	—	—	—
	TOTAL	—	3.6%	25.0%	35.7%	35.7%	28
Therapeutic Foster Care	MHD	—	—	10.0%	40.0%	50.0%	10
	DASA	—	—	50.0%	50.0%	—	2
	JRA	—	—	—	—	—	—
	CA	—	—	—	—	—	—
	TOTAL	—	—	16.7%	41.7%	41.7%	12
Other (Specify:)	MHD	—	—	21.1%	57.9%	21.1%	38
	DASA	—	7.3%	14.6%	46.3%	31.7%	41
	JRA	—	—	30.0%	70.0%	—	10
	CA	—	—	—	—	—	—
	TOTAL	—	3.4%	19.1%	53.9%	23.6%	89

		Not at All	A Little	Somewhat	Very	Extremely	Total N
Other (Specify:)	MHD	—	—	29.4%	41.2%	29.4%	17
	DASA	—	16.7%	16.7%	41.7%	25.0%	12
	JRA	—	—	—	—	—	—
	CA	—	—	—	—	—	—
	TOTAL	—	6.9%	24.1%	41.4%	27.6%	29
OVERALL*	MHD	1.6%	6.7%	29.9%	45.3%	16.4%	578
	DASA	0.7%	7.2%	34.2%	44.3%	13.5%	555
	JRA	—	3.7%	55.6%	33.3%	7.4%	27
	CA	—	12.5%	25.0%	43.8%	18.8%	16
	TOTAL	1.1%	7.0%	32.5%	44.6%	14.9%	1176

*Note: Overall totals include the first 34 EBPs only. The “Other” EBP categories have not been included in this overall analysis. Overall sample size reflects number of EBPs included within analysis, not the number of agencies within each organization.

Q8. For the practices your agency currently provides, how effective do you think the EBP is at producing positive client outcomes?

		Not at All	A Little	Somewhat	Very	Extremely	Total N
Aggression Replacement Training	MHD	—	—	58.3%	33.3%	8.3%	12
	DASA	6.7%	13.3%	53.3%	26.7%	—	15
	JRA	—	20.0%	60.0%	20.0%	—	5
	CA	—	—	—	—	—	—
	TOTAL	3.1%	9.4%	56.3%	28.1%	3.1%	32
Assertive Community Treatment (ACT/PACT)	MHD	—	—	23.5%	64.7%	11.8%	17
	DASA	—	16.7%	50.0%	33.3%	—	6
	JRA	—	—	—	—	—	—
	CA	—	—	—	—	—	—
	TOTAL	—	4.3%	30.4%	56.5%	8.7%	23
Behavioral Treatment for Substance Abuse in Schizophrenia	MHD	—	—	50.0%	50.0%	—	4
	DASA	—	33.3%	16.7%	50.0%	—	6
	JRA	—	—	—	—	—	—
	CA	—	—	—	—	—	—
	TOTAL	—	20.0%	30.0%	50.0%	—	10
Brief Strategic Family Therapy	MHD	—	14.3%	19.0%	61.9%	4.8%	21
	DASA	6.7%	—	66.7%	26.7%	—	15
	JRA	—	—	—	—	—	—
	CA	—	—	—	—	—	—
	TOTAL	2.8%	8.3%	38.9%	47.2%	2.8%	36
Cognitive Behavior Therapies (CBT)	MHD	1.4%	—	27.1%	57.1%	14.3%	70
	DASA	1.2%	1.2%	43.9%	47.6%	6.1%	82
	JRA	—	—	—	100.0%	—	1
	CA	—	—	—	—	—	—
	TOTAL	1.3%	0.7%	35.9%	52.3%	9.8%	153
Contingency Management (Co-occurring)	MHD	—	20.0%	40.0%	20.0%	20.0%	10
	DASA	—	—	61.5%	38.5%	—	13
	JRA	—	—	—	—	—	—
	CA	—	—	—	—	—	—
	TOTAL	—	8.7%	52.2%	30.4%	8.7%	23
Dare to be you	MHD	—	—	100.0%	—	—	1
	DASA	—	—	—	—	—	—
	JRA	—	—	—	—	—	—
	CA	—	—	—	—	—	—
	TOTAL	—	—	100.0%	—	—	1
Dialectical Behavioral Therapy (DBT)	MHD	—	2.4%	28.6%	42.9%	26.2%	42
	DASA	—	8.5%	29.8%	44.7%	17.0%	47
	JRA	—	—	80.0%	20.0%	—	10
	CA	—	—	—	—	—	—
	TOTAL	—	5.1%	34.3%	41.4%	19.2%	99
Eye Movement Desensitization & Reprocessing (EMDR)	MHD	—	14.3%	57.1%	7.1%	21.4%	14
	DASA	—	—	80.0%	20.0%	—	5
	JRA	—	—	—	—	—	—
	CA	—	—	—	—	—	—
	TOTAL	—	10.5%	63.2%	10.5%	15.8%	19

		Not at All	A Little	Somewhat	Very	Extremely	Total N
Family Integrated Transitions	MHD	—	—	16.7%	50.0%	33.3%	6
	DASA	—	—	—	66.7%	33.3%	3
	JRA	—	—	25.0%	75.0%	—	4
	CA	—	—	—	—	—	—
	TOTAL	—	—	15.4%	61.5%	23.1%	13
Family Psychoeducation	MHD	—	8.3%	38.9%	36.1%	16.7%	36
	DASA	—	4.5%	59.1%	36.4%	—	22
	JRA	—	—	—	—	—	—
	CA	—	—	—	—	—	—
	TOTAL	—	6.9%	46.6%	36.2%	10.3%	58
Functional Family Therapy	MHD	—	6.7%	20.0%	60.0%	13.3%	15
	DASA	11.1%	11.1%	55.6%	22.2%	—	9
	JRA	—	—	33.3%	66.7%	—	6
	CA	—	—	—	100.0%	—	1
	TOTAL	3.2%	6.5%	32.3%	51.6%	6.5%	31
Gatekeeper Program	MHD	—	—	42.9%	14.3%	42.9%	7
	DASA	—	—	—	—	—	—
	JRA	—	—	—	—	—	—
	CA	—	—	—	—	—	—
	TOTAL	—	—	42.9%	14.3%	42.9%	7
Illness Self-Management/Illness Management & Recovery	MHD	5.6%	5.6%	22.2%	50.0%	16.7%	18
	DASA	—	—	66.7%	33.3%	—	3
	JRA	—	—	—	—	—	—
	CA	—	—	—	—	—	—
	TOTAL	4.8%	4.8%	28.6%	47.6%	14.3%	21
Incredible Years	MHD	—	—	33.3%	66.7%	—	3
	DASA	—	—	—	—	—	—
	JRA	—	—	—	—	—	—
	CA	—	—	—	100.0%	—	1
	TOTAL	—	—	25.0%	75.0%	—	4
Integrated Dual Disorders	MHD	—	3.4%	27.6%	51.7%	17.2%	29
	DASA	3.1%	—	28.1%	59.4%	9.4%	32
	JRA	—	—	—	—	—	—
	CA	—	—	—	—	—	—
	TOTAL	1.6%	1.6%	27.9%	55.7%	13.1%	61
Interpersonal Therapy	MHD	8.3%	—	25.0%	41.7%	25.0%	12
	DASA	8.3%	8.3%	50.0%	25.0%	8.3%	12
	JRA	—	—	—	—	—	—
	CA	—	—	—	—	—	—
	TOTAL	8.3%	4.2%	37.5%	33.3%	16.7%	24
Medication Management	MHD	—	—	13.3%	55.6%	31.1%	45
	DASA	—	6.5%	35.5%	41.9%	16.1%	31
	JRA	—	—	—	—	—	—
	CA	—	—	—	—	—	—
	TOTAL	—	2.6%	22.4%	50.0%	25.0%	76
Motivational Enhancement Therapy (MET)	MHD	—	8.3%	25.0%	50.0%	16.7%	12
	DASA	3.4%	—	17.2%	55.2%	24.1%	29
	JRA	—	—	—	—	—	—
	CA	—	—	—	—	—	—
	TOTAL	2.4%	2.4%	19.5%	53.7%	22.0%	41

		Not at All	A Little	Somewhat	Very	Extremely	Total N
Motivational Interviewing	MHD	2.2%	4.4%	26.7%	57.8%	8.9%	45
	DASA	3.0%	1.0%	34.3%	42.4%	19.2%	99
	JRA	—	—	—	—	—	—
	CA	—	—	—	—	—	—
	TOTAL	2.8%	2.1%	31.9%	47.2%	16.0%	144
Multi-Family Group Treatment (MFG)	MHD	14.3%	14.3%	14.3%	42.9%	14.3%	7
	DASA	12.5%	—	62.5%	25.0%	—	8
	JRA	—	—	—	—	—	—
	CA	—	—	—	—	—	—
	TOTAL	13.3%	6.7%	40.0%	33.3%	6.7%	15
Multidimensional Family Therapy	MHD	—	16.7%	33.3%	50.0%	—	6
	DASA	—	—	—	100.0%	—	2
	JRA	—	—	—	—	—	—
	CA	—	—	—	—	—	—
	TOTAL	—	12.5%	25.0%	62.5%	—	8
Multidimensional Treatment Foster Care	MHD	—	—	40.0%	40.0%	20.0%	5
	DASA	—	—	—	100.0%	—	1
	JRA	—	—	—	100.0%	—	1
	CA	—	33.3%	33.3%	—	33.3%	3
	TOTAL	—	10.0%	30.0%	40.0%	20.0%	10
Multisystematic Therapy	MHD	—	—	38.9%	44.4%	16.7%	18
	DASA	—	11.1%	22.2%	55.6%	11.1%	9
	JRA	—	—	—	—	—	—
	CA	—	—	—	—	—	—
	TOTAL	—	3.7%	33.3%	48.1%	14.8%	27
Nurse-Family Partnership	MHD	—	—	—	—	—	—
	DASA	100.0%	—	—	—	—	1
	JRA	—	—	—	—	—	—
	CA	—	—	100.0%	—	—	1
	TOTAL	50.0%	—	50.0%	—	—	2
Parent-Child Interaction Therapy	MHD	—	—	33.3%	53.3%	13.3%	15
	DASA	—	—	30.0%	50.0%	20.0%	10
	JRA	—	—	—	—	—	—
	CA	—	—	20.0%	70.0%	10.0%	10
	TOTAL	—	—	28.6%	57.1%	14.3%	35
Peer Support	MHD	—	12.1%	36.4%	42.4%	9.1%	33
	DASA	3.3%	13.3%	20.0%	33.3%	30.0%	30
	JRA	—	—	—	—	—	—
	CA	—	—	—	—	—	—
	TOTAL	1.6%	12.7%	28.6%	38.1%	19.0%	63
Promoting Alternative Thinking Strategies (PATH)	MHD	—	—	—	100.0%	—	1
	DASA	—	—	75.0%	25.0%	—	4
	JRA	—	—	—	—	—	—
	CA	—	—	—	—	—	—
	TOTAL	—	—	60.0%	40.0%	—	5
Second Step	MHD	—	20.0%	40.0%	40.0%	—	5
	DASA	—	—	60.0%	—	40.0%	5
	JRA	—	—	—	—	—	—
	CA	—	—	—	—	—	—
	TOTAL	—	10.0%	50.0%	20.0%	20.0%	10

		Not at All	A Little	Somewhat	Very	Extremely	Total N
Seeking Safety: A Psychotherapy for Trauma/PTSD & Substance Abuse	MHD	—	—	50.0%	50.0%	—	6
	DASA	—	5.3%	57.9%	26.3%	10.5%	19
	JRA	—	—	—	—	—	—
	CA	—	—	—	—	—	—
	TOTAL	—	4.0%	56.0%	32.0%	8.0%	25
Strengthening Families Program (SFP)	MHD	—	10.0%	30.0%	50.0%	10.0%	10
	DASA	7.1%	—	14.3%	57.1%	21.4%	14
	JRA	—	—	—	—	—	—
	CA	—	—	—	—	—	—
	TOTAL	4.2%	4.2%	20.8%	54.2%	16.7%	24
Supported Employment	MHD	—	3.8%	26.9%	42.3%	26.9%	26
	DASA	10.0%	—	50.0%	10.0%	30.0%	10
	JRA	—	—	—	—	—	—
	CA	—	—	—	—	—	—
	TOTAL	2.8%	2.8%	33.3%	33.3%	27.8%	36
Supported Housing	MHD	—	—	17.6%	52.9%	29.4%	17
	DASA	9.1%	9.1%	18.2%	36.4%	27.3%	11
	JRA	—	—	—	—	—	—
	CA	—	—	—	—	—	—
	TOTAL	3.6%	3.6%	17.9%	46.4%	28.6%	28
Therapeutic Foster Care	MHD	—	—	10.0%	70.0%	20.0%	10
	DASA	—	—	—	100.0%	—	2
	JRA	—	—	—	—	—	—
	CA	—	—	—	—	—	—
	TOTAL	—	—	8.3%	75.0%	16.7%	12
Other (Specify:)	MHD	—	5.3%	18.4%	42.1%	34.2%	38
	DASA	2.4%	2.4%	26.8%	41.5%	26.8%	41
	JRA	—	—	70.0%	30.0%	—	10
	CA	—	—	—	—	—	—
	TOTAL	1.1%	3.4%	28.1%	40.4%	27.0%	89
Other (Specify:)	MHD	—	—	35.3%	35.3%	29.4%	17
	DASA	8.3%	—	41.7%	16.7%	33.3%	12
	JRA	—	—	—	—	—	—
	CA	—	—	—	—	—	—
	TOTAL	3.4%	—	37.9%	27.6%	31.0%	29
OVERALL*	MHD	0.9%	4.5%	28.9%	48.6%	17.1%	578
	DASA	2.9%	4.1%	38.0%	41.6%	13.3%	555
	JRA	—	3.7%	51.9%	44.4%	—	27
	CA	—	6.3%	25.0%	56.3%	12.5%	16
	TOTAL	1.8%	4.3%	33.7%	45.3%	14.9%	1176

*Note: Overall totals include the first 34 EBPs only. The “Other” EBP categories have not been included in this overall analysis. Overall sample size reflects number of EBPs included within analysis, not the number of agencies within each organization.

Q9. Are there any EBPs that you are NOT currently using but want to use in the future?

	MHD (n = 96)	DASA (n = 154)	JRA (n = 17)	CA (n = 14)	Total (n = 281)
Aggression Replacement Training	15.6%	3.2%	41.2%	—	9.6%
Assertive Community Treatment (ACT/PACT)	5.2%	3.9%	—	—	3.9%
Behavioral Treatment for Substance Abuse in Schizophrenia	10.4%	7.8%	—	—	7.8%
Brief Strategic Family Therapy	13.5%	13.6%	—	—	12.1%
Cognitive Behavior Therapies (CBT)	9.4%	9.1%	23.5%	—	9.6%
Contingency Management (Co-occurring)	8.3%	13.0%	11.8%	—	10.7%
Dare to be you	3.1%	3.2%	—	—	2.8%
Dialectical Behavioral Therapy (DBT)	16.7%	13.0%	35.3%	—	14.9%
Eye Movement Desensitization & Reprocessing (EMDR)	9.4%	7.1%	—	—	7.1%
Family Integrated Transitions	8.3%	5.2%	23.5%	—	7.1%
Family Psychoeducation	9.4%	7.1%	—	—	7.1%
Functional Family Therapy	11.5%	11.7%	—	—	10.3%
Gatekeeper Program	5.2%	—	—	—	1.8%
Illness Self-Management/Illness Management & Recovery	19.8%	5.2%	—	—	9.6%
Incredible Years	9.4%	1.3%	—	—	3.9%
Integrated Dual Disorders	11.5%	6.5%	—	—	7.5%
Interpersonal Therapy	9.4%	3.9%	—	—	5.3%
Medication Management	4.2%	2.6%	—	—	2.8%
Motivational Enhancement Therapy (MET)	13.5%	11.0%	—	—	10.7%
Motivational Interviewing	19.8%	5.8%	29.4%	—	11.7%
Multi-Family Group Treatment (MFG)	7.3%	5.2%	—	—	5.3%
Multidimensional Family Therapy	7.3%	7.8%	—	—	6.8%
Multidimensional Treatment Foster Care	3.1%	.6%	11.8%	—	2.1%
Multisystematic Therapy	5.2%	3.9%	11.8%	—	4.6%
Nurse-Family Partnership	2.1%	1.3%	—	—	1.4%
Parent-Child Interaction Therapy	15.6%	4.5%	—	7.1%	8.2%
Peer Support	14.6%	6.5%	—	—	8.5%
Promoting Alternative Thinking Strategies (PATH)	3.1%	4.5%	—	—	3.6%
Second Step	3.1%	1.3%	—	—	1.8%
Seeking Safety: A Psychotherapy for Trauma/PTSD & Substance Abuse	13.5%	13.6%	—	—	12.1%
Strengthening Families Program (SFP)	7.3%	10.4%	—	—	8.2%
Supported Employment	8.3%	4.5%	5.9%	—	5.7%
Supported Housing	12.5%	4.5%	5.9%	—	7.1%
Therapeutic Foster Care	3.1%	2.6%	—	—	2.5%
Other (Specify:)	12.5%	3.9%	11.8%	7.1%	7.5%
Other (Specify:)	4.2%	—	—	—	1.4%
Other (Specify:)	—	—	—	—	—
None	15.6%	18.8%	23.5%	85.7%	21.4%

Q10. Please indicate whether any of the barriers listed below interfere with your agency in providing EBPs you are using or want to use?

		Shortage of Appropriately Trained Workforce	Financing Issues in Paying for EBPs	EBP Needs Modification to Fit Local Needs	Attaining or Maintaining Fidelity to EBP Model Standards	Resistance to Implementing EBPs from Practitioners or Others	Rules & Regulations	None	Other	Total N
Aggression Replacement Training	MHD	51.9%	70.4%	33.3%	18.5%	7.4%	3.7%	3.7%	3.7%	27
	DASA	55.0%	55.0%	35.0%	10.0%	5.0%	5.0%	20.0%	—	20
	JRA	100%	41.7%	25.0%	58.3%	8.3%	8.3%	—	16.7%	12
	CA	—	—	—	—	—	—	—	—	—
	TOTAL	62.7%	59.3%	32.2%	23.7%	6.8%	5.1%	8.5%	5.1%	59
Assertive Community Treatment (ACT/PACT)	MHD	40.9%	50.0%	27.3%	36.4%	18.2%	22.7%	13.6%	13.6%	22
	DASA	50.0%	66.7%	16.7%	16.7%	8.3%	8.3%	8.3%	8.3%	12
	JRA	—	—	—	—	—	—	—	—	—
	CA	—	—	—	—	—	—	—	—	—
	TOTAL	44.1%	55.9%	23.5%	29.4%	14.7%	17.6%	11.8%	11.8%	34
Behavioral Treatment for Substance Abuse in Schizophrenia	MHD	57.1%	42.9%	21.4%	21.4%	7.1%	7.1%	7.1%	7.1%	14
	DASA	72.2%	61.1%	33.3%	33.3%	22.2%	5.6%	16.7%	—	18
	JRA	—	—	—	—	—	—	—	—	—
	CA	—	—	—	—	—	—	—	—	—
	TOTAL	65.6%	53.1%	28.1%	28.1%	15.6%	6.3%	12.5%	3.1%	32
Brief Strategic Family Therapy	MHD	61.8%	61.8%	20.6%	44.1%	2.9%	17.6%	14.7%	—	34
	DASA	63.9%	58.3%	8.3%	11.1%	11.1%	5.6%	11.1%	—	36
	JRA	—	—	—	—	—	—	—	—	—
	CA	—	—	—	—	—	—	—	—	—
	TOTAL	62.9%	60.0%	14.3%	27.1%	7.1%	11.4%	12.9%	—	70
Cognitive Behavior Therapies (CBT)	MHD	31.6%	36.7%	21.5%	24.1%	5.1%	10.1%	30.4%	6.3%	79
	DASA	43.8%	30.2%	14.6%	27.1%	8.3%	1.0%	33.3%	—	96
	JRA	100%	20.0%	40.0%	40.0%	20.0%	20.0%	—	—	5
	CA	—	—	—	—	—	—	—	—	—
	TOTAL	40.0%	32.8%	18.3%	26.1%	7.2%	5.6%	31.1%	2.8%	180
Contingency Management (Co-occurring)	MHD	55.6%	44.4%	—	27.8%	5.6%	—	11.1%	11.1%	18
	DASA	60.6%	54.5%	12.1%	21.2%	6.1%	6.1%	12.1%	—	33
	JRA	100%	100%	—	50.0%	—	—	—	—	2
	CA	—	—	—	—	—	—	—	—	—
	TOTAL	60.4%	52.8%	7.5%	24.5%	5.7%	3.8%	11.3%	3.8%	53
Dare to be you	MHD	75.0%	25.0%	—	25.0%	—	25.0%	25.0%	—	4
	DASA	60.0%	60.0%	20.0%	20.0%	20.0%	20.0%	20.0%	—	5
	JRA	—	—	—	—	—	—	—	—	—
	CA	—	—	—	—	—	—	—	—	—
	TOTAL	66.7%	44.4%	11.1%	22.2%	11.1%	22.2%	22.2%	—	9
Dialectical Behavioral Therapy (DBT)	MHD	50.0%	55.2%	25.9%	32.8%	8.6%	6.9%	15.5%	5.2%	58
	DASA	49.3%	41.8%	14.9%	23.9%	7.5%	1.5%	26.9%	—	67
	JRA	87.5%	25.0%	56.3%	56.3%	6.3%	6.3%	—	37.5%	16
	CA	—	—	—	—	—	—	—	—	—
	TOTAL	53.9%	45.4%	24.1%	31.2%	7.8%	4.3%	19.1%	6.4%	141

		Shortage of Appropriately Trained Workforce	Financing Issues in Paying for EBPs	EBP Needs Modification to Fit Local Needs	Attaining or Maintaining Fidelity to EBP Model Standards	Resistance to Implementing EBPs from Practitioners or Others	Rules & Regulations	None	Other	Total N
Eye Movement Desensitization & Reprocessing (EMDR)	MHD	47.8%	39.1%	4.3%	17.4%	—	—	21.7%	13.0%	23
	DASA	56.3%	62.5%	31.3%	37.5%	12.5%	12.5%	6.3%	6.3%	16
	JRA	—	—	—	—	—	—	—	—	—
	CA	—	—	—	—	—	—	—	—	—
	TOTAL	51.3%	48.7%	15.4%	25.6%	5.1%	5.1%	15.4%	10.3%	39
Family Integrated Transitions	MHD	50.0%	78.6%	21.4%	7.1%	7.1%	—	14.3%	—	14
	DASA	63.6%	63.6%	9.1%	9.1%	—	—	—	9.1%	11
	JRA	50.0%	37.5%	—	12.5%	—	—	37.5%	12.5%	8
	CA	—	—	—	—	—	—	—	—	—
	TOTAL	54.5%	63.6%	12.1%	9.1%	3.0%	—	15.2%	6.1%	33
Family Psychoeducation	MHD	22.2%	33.3%	13.3%	24.4%	8.9%	8.9%	26.7%	11.1%	45
	DASA	36.4%	33.3%	18.2%	21.2%	9.1%	—	39.4%	—	33
	JRA	—	—	—	—	—	—	—	—	—
	CA	—	—	—	—	—	—	—	—	—
	TOTAL	28.2%	33.3%	15.4%	23.1%	9.0%	5.1%	32.1%	6.4%	78
Functional Family Therapy	MHD	61.5%	76.9%	19.2%	30.8%	3.8%	7.7%	7.7%	3.8%	26
	DASA	48.1%	66.7%	7.4%	7.4%	14.8%	3.7%	7.4%	—	27
	JRA	66.7%	—	—	16.7%	—	—	33.3%	—	6
	CA	100%	100%	—	—	—	—	—	—	1
	TOTAL	56.7%	65.0%	11.7%	18.3%	8.3%	5.0%	10.0%	1.7%	60
Gatekeeper Program	MHD	33.3%	50.0%	8.3%	8.3%	—	—	25.0%	16.7%	12
	DASA	—	—	—	—	—	—	—	—	—
	JRA	—	—	—	—	—	—	—	—	—
	CA	—	—	—	—	—	—	—	—	—
	TOTAL	33.3%	50.0%	8.3%	8.3%	—	—	25.0%	16.7%	12
Illness Self-Management/ Illness Management & Recovery	MHD	48.6%	43.2%	16.2%	21.6%	10.8%	2.7%	16.2%	10.8%	37
	DASA	63.6%	63.6%	36.4%	45.5%	27.3%	9.1%	9.1%	—	11
	JRA	—	—	—	—	—	—	—	—	—
	CA	—	—	—	—	—	—	—	—	—
	TOTAL	52.1%	47.9%	20.8%	27.1%	14.6%	4.2%	14.6%	8.3%	48
Incredible Years	MHD	66.7%	66.7%	—	33.3%	—	—	8.3%	8.3%	12
	DASA	100%	50.0%	—	—	—	—	—	—	2
	JRA	—	—	—	—	—	—	—	—	—
	CA	100%	100%	—	—	—	—	—	—	1
	TOTAL	73.3%	66.7%	—	26.7%	—	—	6.7%	6.7%	15
Integrated Dual Disorders	MHD	47.5%	42.5%	17.5%	15.0%	10.0%	22.5%	17.5%	12.5%	40
	DASA	40.5%	38.1%	16.7%	14.3%	11.9%	14.3%	35.7%	—	42
	JRA	—	—	—	—	—	—	—	—	—
	CA	—	—	—	—	—	—	—	—	—
	TOTAL	43.9%	40.2%	17.1%	14.6%	11.0%	18.3%	26.8%	6.1%	82
Interpersonal Therapy	MHD	28.6%	42.9%	9.5%	9.5%	4.8%	4.8%	38.1%	4.8%	21
	DASA	61.1%	38.9%	27.8%	33.3%	22.2%	16.7%	27.8%	—	18
	JRA	—	—	—	—	—	—	—	—	—
	CA	—	—	—	—	—	—	—	—	—
	TOTAL	43.6%	41.0%	17.9%	20.5%	12.8%	10.3%	33.3%	2.6%	39

		Shortage of Appropriately Trained Workforce	Financing Issues in Paying for EBPs	EBP Needs Modification to Fit Local Needs	Attaining or Maintaining Fidelity to EBP Model Standards	Resistance to Implementing EBPs from Practitioners or Others	Rules & Regulations	None	Other	Total N
Medication Management	MHD	24.5%	24.5%	12.2%	18.4%	4.1%	14.3%	49.0%	8.2%	49
	DASA	34.3%	31.4%	14.3%	11.4%	5.7%	—	45.7%	—	35
	JRA	—	—	—	—	—	—	—	—	—
	CA	—	—	—	—	—	—	—	—	—
	TOTAL	28.6%	27.4%	13.1%	15.5%	4.8%	8.3%	47.6%	4.8%	84
Motivational Enhancement Therapy (MET)	MHD	52.0%	44.0%	20.0%	24.0%	8.0%	4.0%	20.0%	4.0%	25
	DASA	43.5%	30.4%	6.5%	17.4%	13.0%	8.7%	39.1%	—	46
	JRA	—	—	—	—	—	—	—	—	—
	CA	—	—	—	—	—	—	—	—	—
	TOTAL	46.5%	35.2%	11.3%	19.7%	11.3%	7.0%	32.4%	1.4%	71
Motivational Interviewing	MHD	48.4%	39.1%	17.2%	17.2%	6.3%	6.3%	29.7%	6.3%	64
	DASA	28.7%	19.4%	7.4%	20.4%	2.8%	2.8%	46.3%	—	108
	JRA	100%	80.0%	—	100%	—	—	—	—	5
	CA	—	—	—	—	—	—	—	—	—
	TOTAL	37.9%	28.2%	10.7%	21.5%	4.0%	4.0%	39.0%	2.3%	177
Multi-Family Group Treatment (MFG)	MHD	42.9%	50.0%	28.6%	28.6%	7.1%	—	21.4%	7.1%	14
	DASA	50.0%	37.5%	25.0%	6.3%	6.3%	—	12.5%	6.3%	16
	JRA	—	—	—	—	—	—	—	—	—
	CA	—	—	—	—	—	—	—	—	—
	TOTAL	46.7%	43.3%	26.7%	16.7%	6.7%	—	16.7%	6.7%	30
Multidimensional Family Therapy	MHD	69.2%	69.2%	15.4%	23.1%	7.7%	7.7%	23.1%	—	13
	DASA	71.4%	64.3%	7.1%	7.1%	—	—	14.3%	—	14
	JRA	—	—	—	—	—	—	—	—	—
	CA	—	—	—	—	—	—	—	—	—
	TOTAL	70.4%	66.7%	11.1%	14.8%	3.7%	3.7%	18.5%	—	27
Multidimensional Treatment Foster Care	MHD	62.5%	75.0%	62.5%	25.0%	12.5%	25.0%	—	—	8
	DASA	50.0%	50.0%	50.0%	50.0%	50.0%	—	50.0%	—	2
	JRA	100%	—	33.3%	—	—	33.3%	—	—	3
	CA	66.7%	—	—	66.7%	66.7%	33.3%	—	—	3
	TOTAL	64.7%	41.2%	41.2%	29.4%	23.5%	23.5%	11.8%	—	16
Multisystematic Therapy	MHD	30.4%	69.6%	21.7%	30.4%	8.7%	13.0%	21.7%	—	23
	DASA	46.7%	46.7%	13.3%	20.0%	20.0%	—	20.0%	—	15
	JRA	100%	—	—	—	—	—	—	—	2
	CA	—	—	—	—	—	—	—	—	—
	TOTAL	40.0%	57.5%	17.5%	25.0%	12.5%	7.5%	20.0%	—	40
Nurse-Family Partnership	MHD	50.0%	50.0%	50.0%	—	—	—	50.0%	—	2
	DASA	66.7%	66.7%	—	—	33.3%	33.3%	—	—	3
	JRA	—	—	—	—	—	—	—	—	—
	CA	—	100%	—	100%	—	—	—	—	1
	TOTAL	50.0%	66.7%	16.7%	16.7%	16.7%	16.7%	16.7%	—	6
Parent-Child Interaction Therapy	MHD	63.3%	70.0%	16.7%	30.0%	—	6.7%	6.7%	—	30
	DASA	41.2%	47.1%	11.8%	23.5%	5.9%	5.9%	17.6%	—	17
	JRA	—	—	—	—	—	—	—	—	—
	CA	81.8%	81.8%	—	—	—	—	9.1%	—	11
	TOTAL	60.3%	65.5%	12.1%	22.4%	1.7%	5.2%	10.3%	—	58

		Shortage of Appropriately Trained Workforce	Financing Issues in Paying for EBPs	EBP Needs Modification to Fit Local Needs	Attaining or Maintaining Fidelity to EBP Model Standards	Resistance to Implementing EBPs from Practitioners or Others	Rules & Regulations	None	Other	Total N
Peer Support	MHD	51.1%	46.8%	17.0%	23.4%	12.8%	17.0%	19.1%	4.3%	47
	DASA	35.0%	25.0%	15.0%	30.0%	12.5%	5.0%	30.0%	—	40
	JRA	—	—	—	—	—	—	—	—	—
	CA	—	—	—	—	—	—	—	—	—
	TOTAL	43.7%	36.8%	16.1%	26.4%	12.6%	11.5%	24.1%	2.3%	87
Promoting Alternative Thinking Strategies (PATH)	MHD	25.0%	25.0%	25.0%	25.0%	—	—	50.0%	—	4
	DASA	72.7%	36.4%	18.2%	18.2%	18.2%	—	9.1%	9.1%	11
	JRA	—	—	—	—	—	—	—	—	—
	CA	—	—	—	—	—	—	—	—	—
	TOTAL	60.0%	33.3%	20.0%	20.0%	13.3%	—	20.0%	6.7%	15
Second Step	MHD	25.0%	25.0%	—	25.0%	—	—	12.5%	25.0%	8
	DASA	71.4%	28.6%	28.6%	28.6%	57.1%	28.6%	28.6%	—	7
	JRA	—	—	—	—	—	—	—	—	—
	CA	—	—	—	—	—	—	—	—	—
	TOTAL	46.7%	26.7%	13.3%	26.7%	26.7%	13.3%	20.0%	13.3%	15
Seeking Safety: A Psychotherapy for Trauma/PTSD & Substance Abuse	MHD	42.1%	42.1%	21.1%	10.5%	15.8%	10.5%	26.3%	5.3%	19
	DASA	55.0%	45.0%	10.0%	20.0%	5.0%	5.0%	20.0%	—	40
	JRA	—	—	—	—	—	—	—	—	—
	CA	—	—	—	—	—	—	—	—	—
	TOTAL	50.8%	44.1%	13.6%	16.9%	8.5%	6.8%	22.0%	1.7%	59
Strengthening Families Program (SFP)	MHD	47.1%	64.7%	41.2%	29.4%	—	5.9%	23.5%	5.9%	17
	DASA	66.7%	30.0%	13.3%	10.0%	13.3%	10.0%	20.0%	—	30
	JRA	—	—	—	—	—	—	—	—	—
	CA	—	—	—	—	—	—	—	—	—
	TOTAL	59.6%	42.6%	23.4%	17.0%	8.5%	8.5%	21.3%	2.1%	47
Supported Employment	MHD	44.1%	58.8%	20.6%	17.6%	5.9%	14.7%	11.8%	5.9%	34
	DASA	52.9%	52.9%	11.8%	35.3%	11.8%	5.9%	17.6%	—	17
	JRA	—	100%	—	—	—	—	—	—	1
	CA	—	—	—	—	—	—	—	—	—
	TOTAL	46.2%	57.7%	17.3%	23.1%	7.7%	11.5%	13.5%	3.8%	52
Supported Housing	MHD	37.9%	58.6%	10.3%	10.3%	3.4%	17.2%	10.3%	13.8%	29
	DASA	44.4%	44.4%	5.6%	22.2%	11.1%	5.6%	27.8%	—	18
	JRA	—	100%	—	—	—	—	—	—	1
	CA	—	—	—	—	—	—	—	—	—
	TOTAL	39.6%	54.2%	8.3%	14.6%	6.3%	12.5%	16.7%	8.3%	48
Therapeutic Foster Care	MHD	30.8%	46.2%	15.4%	7.7%	—	15.4%	38.5%	15.4%	13
	DASA	16.7%	50.0%	16.7%	33.3%	16.7%	—	33.3%	—	6
	JRA	—	—	—	—	—	—	—	—	—
	CA	—	—	—	—	—	—	—	—	—
	TOTAL	26.3%	47.4%	15.8%	15.8%	5.3%	10.5%	36.8%	10.5%	19
Other (Specify:)	MHD			Data TBD						
	DASA									
	JRA									
	CA									
	TOTAL									

		Shortage of Appropriately Trained Workforce	Financing Issues in Paying for EBPs	EBP Needs Modification to Fit Local Needs	Attaining or Maintaining Fidelity to EBP Model Standards	Resistance to Implementing EBPs from Practitioners or Others	Rules & Regulations	None	Other	Total N
Other (Specify:)	MHD									
	DASA									
	JRA									
	CA									
	TOTAL									
Other (Specify:)	MHD									
	DASA									
	JRA									
	CA									
	TOTAL									
OVERALL*	MHD	44.5%	48.9%	18.5%	22.8%	6.6%	9.7%	21.1%	6.9%	885
	DASA	47.5%	39.9%	14.3%	20.6%	10.0%	4.9%	27.3%	0.6%	872
	JRA	83.6%	34.4%	24.6%	42.6%	4.9%	6.6%	8.2%	14.8%	61
	CA	76.5%	70.6%	—	17.6%	11.8%	5.9%	5.9%	—	17
	TOTAL	47.5%	44.4%	16.6%	22.4%	8.2%	7.3%	23.5%	4.1%	1835

*Note: Overall totals include the first 34 EBPs only. The “Other” EBP categories have not been included in this overall analysis. Overall sample size reflects number of EBPs included within analysis, not the number of agencies within each organization.

Q11. What type of assistance is most needed by your agency to help facilitate the adoption and implementation of evidence based practices?

	MHD (n = 96)	DASA (n=154)	JRA (n=17)	CA (n=14)	Total (n=281)
None	3.1%	5.8%	—	21.4%	5.3%
Appropriately trained workforce	18.8%	14.3%	35.3%	42.9%	18.5%
Financing issues in paying for EBP's	49.0%	50.6%	29.4%	28.6%	47.7%
Modification of EBP to fit local needs	12.5%	9.7%	5.9%	—	10.0%
Attaining or maintaining fidelity to EBP model standards	6.3%	11.7%	11.8%	7.1%	9.6%
Resistance to implementing EBPs from practitioners	1.0%	2.6%	—	—	1.8%
Other	9.4%	5.2%	17.6%	—	7.1%

Q12a. Does your agency serve populations or address specific client needs for which there are no known or available evidence-based practices?

Note: There were two missing data points in MHD, thus reducing its sample size and the overall sample size.

	MHD (n = 94)	DASA (n=154)	JRA (n=17)	CA (n=14)	Total (n=279)
Serve populations or address specific client needs which have no known/available EBPs	44.7%	22.7%	100%	28.6%	35.1%

Q13. Please rate your agency's interest in continuing/beginning to implement EBPs into your treatment program.

	MHD (n = 96)	DASA (n = 154)	JRA (n = 17)	CA (n = 14)	TOTAL (n = 281)
Not at All	2.1%	3.2%	—	—	2.5%
A little	1.0%	5.8%	—	—	3.6%
Somewhat	20.8%	22.7%	—	14.3%	20.3%
Very	42.7%	37.7%	11.8%	50.0%	38.4%
Extremely	33.3%	30.5%	88.2%	35.7%	35.2%

Q14. What initiatives, if any, is your agency implementing to promote the adoption of evidence-based practices (EBPs)?

	MHD (n = 96)	DASA (n = 154)	JRA (n = 17)	CA (n = 14)	TOTAL (n = 281)
Increase awareness about EBPs	80.2%	68.2%	100.0%	100.0%	75.8%
Training	77.1%	75.3%	100.0%	92.9%	78.3%
Incorporation of EBPs in contracts	32.3%	18.8%	47.1%	85.7%	28.5%
Monitoring of fidelity	44.8%	37.7%	88.2%	78.6%	45.2%
Modification of information systems/data reports	32.3%	23.4%	100.0%	28.6%	31.3%
Modification of paperwork/documentation forms/guidelines to fit EBPs so as to accurately reflect the work done	41.7%	35.1%	100.0%	28.6%	40.9%
Financial incentives	8.3%	13.0%	—	—	10.0%
Other	7.3%	5.8%	23.5%	—	7.1%
None	6.3%	9.7%	—	—	7.5%

Q15b. What method is your agency using?

	MHD (n = 39)	DASA (n = 59)	JRA (n = 6)	CA (n = 3)	TOTAL (n = 107)
Benchmarking	30.8%	28.8%	—	33.3%	28.0%
Outcome monitoring	79.5%	93.2%	—	100.0%	83.2%
Program Evaluation	71.8%	81.4%	100.0%	66.7%	78.5%
Other	7.7%	—	—	—	2.8%

Q16. How many unduplicated clients did your agency serve in Fiscal Year 2007
(July 1, 2006 – June 30, 2007)?

Unduplicated Clients Served (FY 2007)		
	N	Mean
MHD	94	2188
DASA	150	532
JRA	17	205
CA	—	—
Total	261	1107

Q17a. For each EBP that you are currently providing, please provide the total number of **Adult** (18 years old and older) unduplicated clients served in FY 2007 (July 1, 2006-June 30, 2007)?

	MHD		DASA		JRA		CA		Total		
	Mean	N	Mean	N	Mean	N	Mean	N	Mean	N	Client Count
Aggression Replacement Training	63	2	5	1	—	—	—	—	43	3	130
Assertive Community Treatment (ACT/PACT)	60	10	8	1	—	—	—	—	56	11	611
Behavioral Treatment for Substance Abuse in Schizophrenia	51	3	1	1	—	—	—	—	39	4	155
Brief Strategic Family Therapy	70	6	53	1	—	—	—	—	68	7	474
Cognitive Behavior Therapies (CBT)	386	38	296	24	—	—	—	—	351	62	21784
Contingency Management (co-occurring)	63	2	50	2	—	—	—	—	56	4	225
Dare to Be You	—	—	—	—	—	—	—	—	—	—	—
Dialectical Behavioral Therapy (DBT)	120	25	88	16	—	—	—	—	107	41	4400
Eye Movement Desensitization & Reprocessing (EMDR)	69	6	—	—	—	—	—	—	69	6	413
Family Integrated Transitions	25	1	—	—	—	—	—	—	25	1	25
Family Psychoeducation	205	19	205	5	—	—	—	—	205	24	4912
Functional Family Therapy	66	4	5	1	—	—	56	1	54	6	324
Gatekeeper program	178	5	—	—	—	—	—	—	178	5	889
Illness Self-Management/Illness Management & Recovery	84	10	—	—	—	—	—	—	84	10	835
Incredible Years	—	—	—	—	—	—	15	1	15	1	15
Integrated Dual Disorders Treatment	150	19	62	7	—	—	—	—	126	26	3288
Interpersonal Therapy	1494	3	40	1	—	—	—	—	1131	4	4523
Medication Management	527	28	120	5	—	—	—	—	465	33	15358
Motivational Enhancement Therapy (MET)	243	8	98	8	—	—	—	—	171	16	2729
Motivational Interviewing	247	26	225	35	—	—	—	—	234	61	14272
Multi-Family Group Treatment (MFG)	88	5	384	1	—	—	—	—	137	6	823
Multidimensional Family Therapy	15	3	384	1	—	—	—	—	107	4	429
Multidimensional Treatment Foster Care	25	1	—	—	—	—	—	—	25	1	25
Multisystemic Therapy	63	4	—	—	—	—	—	—	63	4	250
Nurse-Family Partnership	—	—	3	1	—	—	2	1	3	2	5
Parent-Child Interaction Therapy	65	7	41	1	—	—	12	10	34	18	609
Peer Support	49	25	632	11	—	—	—	—	227	36	8171
Promoting Alternative Thinking Strategies (PATH)	800	1	—	—	—	—	—	—	800	1	800
Second Step	—	—	—	—	—	—	—	—	—	—	—
Seeking Safety: A Psychotherapy for Trauma/PTSD & Substance Abuse	29	4	33	6	—	—	—	—	31	10	312
Strengthening Families Program (SFP)	66	6	4	2	—	—	—	—	51	8	405
Supported Employment	92	20	5	2	—	—	—	—	84	22	1841
Supported Housing	172	15	4	2	—	—	—	—	153	17	2593
Therapeutic Foster Care	15	1	—	—	—	—	—	—	15	1	15
Other (Specify:)	415	15	131	15	—	—	—	—	273	30	8181
Other (Specify:)	145	9	310	3	—	—	—	—	186	12	2233
OVERALL*	209	307	203	135	—	—	14	13	201	455	91640

Note: Only agencies who reported client counts greater than zero are included here, hence, the smaller sample sizes.

*Overall totals include the first 34 EBPs only. The "Other" EBP categories have not been included in this overall analysis. Overall sample size reflects number of EBPs included within analysis, not the number of agencies within each organization.

Q17b. For each EBP that you are currently providing, please provide the total number of **Children** (less than 18 years old) unduplicated clients served in FY 2007 (July1, 2006-June 30, 2007)?

	MHD		DASA		JRA		CA		Total		
	Mean	N	Mean	N	Mean	N	Mean	N	Mean	N	Client Count
Aggression Replacement Training	24	10	17	7	110	5	—	—	41	22	910
Assertive Community Treatment (ACT/PACT)	60	3	—	—	—	—	—	—	60	3	179
Behavioral Treatment for Substance Abuse in Schizophrenia	—	—	50	1	—	—	—	—	50	1	50
Brief Strategic Family Therapy	69	9	173	2	—	—	—	—	88	11	968
Cognitive Behavior Therapies (CBT)	166	37	71	15	621	1	—	—	148	53	7839
Contingency Management (co-occurring)	128	2	175	1	—	—	—	—	143	3	430
Dare to Be You	—	—	—	—	—	—	—	—	—	—	—
Dialectical Behavioral Therapy (DBT)	62	11	67	10	196	10	—	—	107	31	3309
Eye Movement Desensitization & Reprocessing (EMDR)	3	3	—	—	—	—	—	—	3	3	9
Family Integrated Transitions	15	4	13	2	15	4	—	—	15	10	145
Family Psychoeducation	116	18	70	3	—	—	—	—	109	21	2297
Functional Family Therapy	98	11	9	2	55	6	56	1	74	20	1484
Gatekeeper program	—	—	—	—	—	—	—	—	—	—	—
Illness Self-Management/Illness Management & Recovery	105	2	—	—	—	—	—	—	105	2	210
Incredible Years	266	1	—	—	—	—	15	1	141	2	281
Integrated Dual Disorders Treatment	34	6	135	5	—	—	—	—	80	11	878
Interpersonal Therapy	182	4	170	1	—	—	—	—	179	5	897
Medication Management	138	25	25	2	—	—	—	—	129	27	3491
Motivational Enhancement Therapy (MET)	—	—	66	6	—	—	—	—	66	6	395
Motivational Interviewing	134	15	58	16	—	—	—	—	95	31	2933
Multi-Family Group Treatment (MFG)	21	2	67	3	—	—	—	—	49	5	244
Multidimensional Family Therapy	30	1	—	—	—	—	—	—	30	1	30
Multidimensional Treatment Foster Care	17	4	—	—	8	1	11	3	14	8	109
Multisystemic Therapy	75	14	14	3	—	—	—	—	65	17	1098
Nurse-Family Partnership	—	—	1	1	—	—	—	—	1	1	1
Parent-Child Interaction Therapy	39	12	18	1	—	—	12	10	26	23	602
Peer Support	16	7	100	2	—	—	—	—	35	9	314
Promoting Alternative Thinking Strategies (PATH)	—	—	—	—	—	—	—	—	—	—	—
Second Step	326	3	30	1	—	—	—	—	252	4	1008
Seeking Safety: A Psychotherapy for Trauma/PTSD & Substance Abuse	40	1	—	—	—	—	—	—	40	1	40
Strengthening Families Program (SFP)	71	4	8	5	—	—	—	—	36	9	325
Supported Employment	24	2	—	—	—	—	—	—	24	2	48
Supported Housing	26	1	—	—	—	—	—	—	26	1	26
Therapeutic Foster Care	56	9	3	1	—	—	—	—	51	10	505
Other (Specify:)	257	20	16	11	170	10	—	—	171	41	7011
Other (Specify:)	59	8	15	6	—	—	—	—	40	14	561
OVERALL*	99	221	60	90	131	27	15	15	88	353	31055

Note: Only agencies who reported client counts greater than zero are included here, hence, the smaller sample sizes.

*Overall totals include the first 34 EBPs only. The "Other" EBP categories have not been included in this overall analysis. Overall sample size reflects number of EBPs included within analysis, not the number of agencies within each organization.

Q17c. For each EBP that you are currently providing, please provide the **total number** of unduplicated clients served in FY 2007 (July1, 2006-June 30, 2007)?

	MHD		DASA		JRA		CA		Total		
	Mean	N	Mean	N	Mean	N	Mean	N	Mean	N	Client Count
Aggression Replacement Training	36	10	18	7	110	5	—	—	47	22	1040
Assertive Community Treatment (ACT/PACT)	78	10	8	1	—	—	—	—	72	11	790
Behavioral Treatment for Substance Abuse in Schizophrenia	51	3	26	2	—	—	—	—	41	5	205
Brief Strategic Family Therapy	62	12	133	3	—	—	—	—	76	15	1142
Cognitive Behavior Therapies (CBT)	417	50	272	30	621	1	—	—	366	81	29623
Contingency Management (co-occurring)	127	3	92	3	—	—	—	—	109	6	655
Dare to Be You	—	—	—	—	—	—	—	—	—	—	—
Dialectical Behavioral Therapy (DBT)	123	30	99	21	196	10	—	—	126	61	7709
Eye Movement Desensitization & Reprocessing (EMDR)	53	8	—	—	—	—	—	—	53	8	422
Family Integrated Transitions	21	4	13	2	15	4	—	—	17	10	170
Family Psychoeducation	272	22	206	6	—	—	—	—	257	28	7209
Functional Family Therapy	122	11	12	2	55	6	112	1	90	20	1808
Gatekeeper program	178	5	—	—	—	—	—	—	178	5	889
Illness Self-Management/Illness Management & Recovery	105	10	—	—	—	—	—	—	105	10	1045
Incredible Years	266	1	—	—	—	—	30	1	148	2	296
Integrated Dual Disorders Treatment	146	21	101	11	—	—	—	—	130	32	4166
Interpersonal Therapy	1303	4	105	2	—	—	—	—	903	6	5420
Medication Management	535	34	130	5	—	—	—	—	483	39	18849
Motivational Enhancement Therapy (MET)	243	8	91	13	—	—	—	—	149	21	3124
Motivational Interviewing	272	31	214	41	—	—	—	—	239	72	17205
Multi-Family Group Treatment (MFG)	96	5	147	4	—	—	—	—	119	9	1067
Multidimensional Family Therapy	25	3	384	1	—	—	—	—	115	4	459
Multidimensional Treatment Foster Care	19	5	—	—	8	1	11	3	15	9	134
Multisystemic Therapy	93	14	14	3	—	—	—	—	79	17	1348
Nurse-Family Partnership	—	—	4	1	—	—	2	1	3	2	6
Parent-Child Interaction Therapy	77	12	30	2	—	—	23	10	50	24	1211
Peer Support	48	28	550	13	—	—	—	—	207	41	8485
Promoting Alternative Thinking Strategies (PATH)	800	1	—	—	—	—	—	—	800	1	800
Second Step	326	3	30	1	—	—	—	—	252	4	1008
Seeking Safety: A Psychotherapy for Trauma/PTSD & Substance Abuse	39	4	33	6	—	—	—	—	35	10	352
Strengthening Families Program (SFP)	97	7	10	5	—	—	—	—	61	12	730
Supported Employment	94	20	5	2	—	—	—	—	86	22	1889
Supported Housing	174	15	4	2	—	—	—	—	154	17	2619
Therapeutic Foster Care	57	9	3	1	—	—	—	—	52	10	520
Other (Specify:)	392	29	112	19	170	10	—	—	262	58	15192
Other (Specify:)	136	13	146	7	—	—	—	—	140	20	2794
OVERALL*	212	403	173	190	131	27	25	16	192	636	122395

Note: Only agencies who reported client counts greater than zero are included here, hence, the smaller sample sizes.

*Overall totals include the first 34 EBPs only. The "Other" EBP categories have not been included in this overall analysis. Overall sample size reflects number of EBPs included within analysis, not the number of agencies within each organization.

Q19a. What is your current job title?

	MHD (n = 96)
Administrator	1.0%
Area Director	1.0%
Associate Director	2.1%
Associate Director, Clinical	2.1%
Behavioral Mental Health Director	1.0%
CEO	5.2%
Chief Clinical Officer	1.0%
Chief of Inpatient Services	1.0%
Chief Operating Officer	1.0%
Clinical Coordinator	1.0%
Clinical Director	13.5%
Clinical Director Family Services & Mental Health	1.0%
Clinical Manager/Interim Agency Director	1.0%
Clinical Program Manager	1.0%
Clinical Supervisor	1.0%
Director	1.0%
Director Child & Family Services	1.0%
Director Community Relations	1.0%
Director of Children Services	1.0%
Director of Clinical Services	3.1%
Director of Compliance	1.0%
Director of Psychiatric Services	1.0%
Director of Senior Behavioral Health	1.0%
Director, Behavioral Health Services	4.2%
Director, Outpatient Services	1.0%
Executive Director	16.7%
Director of HSD/Admin. Specialist	1.0%
Manager Outpt Psychiatry	1.0%
Manager, ARNP, DMHP	1.0%
Manager, Clinical Services	1.0%
Medical Director	1.0%
Mental Health Professional	1.0%
Mental Health Program Manager	2.1%
Pierce County Crisis and Corrections Coordinator	1.0%
Program Coordinator	2.1%
Program Director	2.1%
Program Manager	3.1%
Program Supervisor	1.0%

Q19a. What is your current job title? (cont.)

	MHD (n = 96)
Psychiatry Director	1.0%
Quality Assurance Director	1.0%
Quality Specialist	1.0%
Regional Chief of Operations	1.0%
Site Manager	1.0%
Supervisor of Adult Services	1.0%
Vice President	1.0%
Vice President Behavioral Health	1.0%
VP Clinical Services	1.0%
Youth and Family Services Director	1.0%

Q19a. What is your current job title?

	DASA (n = 155)
Administrator	3.9%
Administrator/County CD Coordinator	0.6%
Associate Director	0.6%
BH Manager	0.6%
CD Program Director	0.6%
CD Supervisor	1.3%
CEO	0.6%
Chemical Dependency Coordinator	0.6%
Chemical Dependency Counselor/Director	0.6%
Chemical Dependency Professional	3.2%
Chemical Dependency Program Director	0.6%
Chief Operations Officer	0.6%
Clinical Director	7.1%
Clinical Manager	0.6%
Clinical Program Manager	0.6%
Clinical Services Manager	0.6%
Clinical Supervisor	7.1%
Co-Director	0.6%
COD Program Coordinator	0.6%
COO/Rainier Branch Manager	0.6%
Coordinator	3.2%
Coordinator, SATP/BHS	0.6%
Deputy Director, ATC	0.6%
Director	7.1%
Director CD Services	1.3%
Director of Operations	0.6%
Director, Addiction Patient Care Line	0.6%
Director, Youth and Family Services Program	0.6%
Division Director	0.6%
Executive Clinical Director	3.2%
Executive Director	3.9%
Grant Manager/Family Counselor/CDP	0.6%
Manager	5.2%
Manager, COD Services	0.6%
Operation Administrator	0.6%
Outpatient Programs Manager	1.3%
Outpatient Treatment Director	0.6%
Owner/Administrator	1.3%

Q19a. What is your current job title? (cont.)

	DASA
	(n = 155)
Pgm Administrator	0.6%
Program Coordinator	0.6%
Program Director	3.9%
Program Director Outpatient Services	0.6%
Program Manager	9.7%
Program Supervisor	3.9%
Res. Services Clinical Manager	1.3%
Research Coordinator	2.6%
SA Director	0.6%
Substance Abuse Counselor/Clinical Supervisor	0.6%
Substance Abuse Prog. Coord.	0.6%
Substance Abuse Program Director	0.6%
Substance Abuse Service Program Manager	0.6%
Supervisor	0.6%
Supervisor, Outpatient Services	0.6%
Treatment Administrator	0.6%
Treatment Director	1.9%
Treatment Supervisor	1.3%
Vice President	1.3%
Vice President Behavioral Health	1.3%
Wellness Program Coordinator	0.6%

Q19a. What is your current job title?

	JRA
	(n = 17)
Associate Superintendent	5.9%
Clinical Director	52.9%
Juvenile Parole Administrator	41.2%

Q19a. What is your current job title?

	CA
	(n = 14)
EBP Manager	100.0%

Q19b. How many years have you been working at this agency?

	MHD	DASA	JRA	CA	Total
	(n = 96)	(n=154)	(n=17)	(n=14)	(n=281)
Mean number of years at agency	12.3	8.5	14.8	16.0	10.5

APPENDIX F

"Other" Responses

Appendix F Contents

Q1_other.	Other services offered by agency	
	MHD.....	F - 1
	DASA.....	F - 2
	JRA.....	F - 3
	CA.....	F - 3
Q4a_other35.	Other EBPs Used by Agencies.....	F - 4
Q4a_other36.	Other EBPs Used by Agencies.....	F - 5
Q5_other	Unlisted Mechanisms Used for EBP Training.	
	MHD.....	F - 6
	DASA.....	F - 7
	JRA.....	F - 8
	CA.....	F - 8
Q6_other.	Other target populations for each EBP.	
	MHD.....	F - 9
	DASA.....	F - 10
	JRA.....	F - 11
Q9_other35.	Are there any EBPs that you are NOT currently using but want to use in the future? Other (please specify).....	F - 12
Q9_other36.	Are there any EBPs that you are NOT currently using but want to use in the future? Other (please specify).....	F - 13
Q10_other	Other Barriers in providing EBPs	
	MHD.....	F - 14
	DASA.....	F - 16
	JRA.....	F - 17
Q11_other6.	Other assistance needed to help facilitate the adoption and implementation of evidence-based practices	F - 18
Q12b.	Populations served for which there are no known or available evidence-based practices	
	MHD.....	F - 19
	DASA.....	F - 19
	JRA.....	F - 20
	CA.....	F - 20
Q14_other7.	Other initiatives promoting the adoption of evidence-based practices	F - 21

Q1_other. Other services offered by agency

	MHD (n=43)
Advocacy and Therapy for Sexual Assault Victims	2.3%
Case management, family counseling, individual therapy, group therapy, medication management, community training, psychoeducational, respite	2.3%
Child Welfare Services	2.3%
Clubhouse model rehabilitation program	2.3%
Clubhouse, Inpatient Psychiatric Treatment, Children's Day School Services	2.3%
Court ordered COD but no IOP	2.3%
Crisis Intervention	2.3%
Crisis Stabilization & ITA Services	2.3%
Crisis Stabilization; RCW 71.05, RCW 71.34 and RCW 70.96B Investigations; DD crisis response 24/7	2.3%
Crisis telephone intervention	2.3%
Crisis, E& T Services	2.3%
Deaf addictions residential, recovery and drug court programs, diversion programs	2.3%
Developmental Disabilities	4.7%
Domestic Violence Treatment/Victim Advocacy,Housing	2.3%
Employment and peer support	2.3%
Family Counseling	2.3%
Family Support; Research	2.3%
Foster Care (BRS), therapeutic, CHAP)	2.3%
Governmental Agency	2.3%
HIV/AIDS, Domestic Violence, and Housing Services	2.3%
Hospital Alternative-intensive community based services	2.3%
Hospital utilization management	2.3%
ICCD Clubhouse	2.3%
Medical Care	4.7%
Medication Management, Supported Employment	2.3%
PACT	2.3%
Peer Support Services	2.3%
Post-Adoption Resource Center offers supportive services to adoptive, kinship, and guardianship families including a parent support/training group using a state of the art curriculum on parenting children who are drug/alcohol effected.	2.3%
Problem Gambling, Employee Assistance Program, Faith Based Advocacy, ADIS	2.3%
Psychiatry Consultation for medical/surgical inpatients and for primary and specialty outpatients	2.3%
Psychosocial Rehabilitation	2.3%
Readiness to Learn, Therapeutic Foster Care	2.3%
Residential	2.3%
Residential Treatment and Vocational Services	2.3%
Rural Outreach, Supported Housing-landlord	2.3%
SMART Recovery	2.3%
Stabilization	2.3%
Supportive Housing	2.3%
Therapeutic Foster Care	2.3%
Wraparound Services; Pregnancy Prevention; Divorce Parenting Seminar; Youth Crisis Stabilization	2.3%
Youth Short Term Residential	2.3%

Q1_other. Other services offered by agency

	DASA (n=44)
Abus Programs in both Adult and Youth	2.3%
Alcohol/drug free housing for eligible individuals	2.3%
AOD Prevention	2.3%
Behavior modification work training	2.3%
Case Management	4.5%
Community Sexual Assault Victim Services	2.3%
Crisis Outreach - DSHS Liaison	2.3%
DD, voc rehab	2.3%
dv, vr, ecs	2.3%
DVR	2.3%
Elderly Outreach & A/DIS	2.3%
family group, drug testing, case management	2.3%
Family Support	2.3%
Gambling	2.3%
Gambling Addiction Tx Also: Contracted Methadone Treatment Referrals to Healthcare for Homeless Veterans Participation in a variety of other clinical pursuits to include Pain Management	2.3%
Gambling treatment; prevention activities	2.3%
HIV case management	2.3%
Housing	2.3%
Interventions	2.3%
Medical	2.3%
Other behavioral health programs, domestic violence perp. treatment, parenting, anger management.	2.3%
Outpatient Treatments Only	2.3%
outreach	2.3%
Parent Child Interaction Therapy	2.3%
Parenting Classes	2.3%
Pathologic Gambling	2.3%
PPPW Priority Population COD Treatment	2.3%
PPW	4.5%
Prevention/Intervention	4.5%
Primary Care	2.3%
Problem Gambling and Domestic Violence	2.3%
Prometa	2.3%
Relapse Prevention	2.3%
Residential/outreach	2.3%
Shelter, supportive housing	2.3%
Suboxone	2.3%
Transitional housing	2.3%
Yakima County Drug Court and Family Court	9.1%

Q1_other. Other services offered by agency

	JRA (n=13)
Dialectical behavior therapy	38.5%
Functional Family Parole Services	46.2%
Medical	7.7%
Tx. for youth with cognitive deficits, who have committed sex offenses, and "juvenile justice youth"	7.7%

Q1_other. Other services offered by agency

	CA (n=14)
Child Welfare focused therapy services	7.1%
MTFC	14.3%
Nurse Family Partnership	7.1%
PCIT	57.1%
PCIT and MTFC	7.1%
PCIT, Incredible Years	28.6%

Q4a_other35. Other EBPs Used by Agencies

	MHD (n=38)	DASA (n=41)	JRA (n=10)	CA (n=0)	Inclusion Score
Brief Solution-Focused Therapy	—	2.4%	—	—	—
Change Companies workbooks	—	2.4%	—	—	—
Child Play Therapy	2.6%	—	—	—	—
Client-Directed Outcome-Informed Therapy	2.6%	—	—	—	—
Comprehensive, Continuous, Integrated System of Care	—	2.4%	—	—	—
Cultural Specific Approach for Asian Pacific American/Asian Pacific Asian	—	2.4%	—	—	—
DBT-SUD	—	—	20.0%	—	—
Disulfurum Treatment	—	2.4%	—	—	—
Experiential/Recreational Component	—	2.4%	—	—	—
Family Preservation	2.6%	—	—	—	4
Functional Family Parole Services	—	—	60.0%	—	2
GAIN I	—	2.4%	—	—	—
GAIN/GAIN SS	—	2.4%	—	—	—
Gender-specific groups for co-occurring disorders	2.6%	—	—	—	—
Growth Groups	—	2.4%	—	—	—
Guiding Good Choices Parenting Classes	2.6%	—	—	—	1
HOMEBUILDERS	2.6%	—	—	—	—
ICCD Clubhouse	5.3%	—	—	—	—
Individual treatment plans (ITP)	2.6%	—	—	—	—
Infant Mental Health	2.6%	—	—	—	—
Intensive Outpatient Adult/Youth	—	2.4%	—	—	—
Living in Balance	—	4.9%	—	—	—
Matrix Model	2.6%	2.4%	—	—	3
Minckoff's Co-occurring Therapy	—	2.4%	—	—	—
Moral Recognition Therapy	2.6%	—	—	—	—
Moral Reconation Therapy	2.6%	36.6%	10.0%	—	0
Motivation for Change	—	2.4%	—	—	—
Parent-Child Mutual Competence	—	2.4%	—	—	—
PCAP	—	2.4%	—	—	2
PEARL Depression Treatment	2.6%	—	—	—	—
Post-traumatic Stress Disorder EBP	2.6%	—	—	—	—
Promoting First Relationships	2.6%	—	—	—	2
QPRT	2.6%	—	—	—	—
Relapse Prevention	—	—	10.0%	—	—
Seven Challenges	2.6%	14.6%	—	—	—
Solution Focused Therapy	2.6%	—	—	—	—
Starting WA PACT Service	2.6%	—	—	—	—
Strengthening Families (Iowa)	2.6%	—	—	—	—
Suicide prevention EBPs	2.6%	—	—	—	—
TeenPEACE	2.6%	—	—	—	—
Theraplay	2.6%	—	—	—	—
Transitional Support Services for PPPW	—	2.4%	—	—	—
Trauma-Specific CBT	2.6%	—	—	—	—
Trauma-Based CBT	2.6%	—	—	—	—
Trauma-Focused CBT (TF-CBT)	13.2%	—	—	—	—
Triple P	2.6%	—	—	—	—
Work-ordered day	5.3%	—	—	—	—
WRAP	2.6%	—	—	—	—
WrapAround	7.9%	—	—	—	4

Q4a_other36. Other EBPs Used by Agencies

	MHD (N=17)	DASA (n=12)	JRA (n=0)	CA (n=0)	Inclusion Score
Adolescent Community Reinforcement Approach (ACRA)	—	16.7%	—	—	—
Behavioral Activation	5.6%	—	—	—	3
Bernstein/Goldberg Mutual Competence P-C Interaction	5.6%	—	—	—	—
Breakthrough Parenting	5.6%	—	—	—	—
Change Companies Journals	—	8.3%	—	—	—
Commitment to Change	—	8.3%	—	—	—
Complete range of medications for MH disorders via referral to the BHS Psychiatric Team	—	8.3%	—	—	—
Day Support	5.6%	—	—	—	—
Diagnostics	5.6%	—	—	—	—
Level I AB/CD Outpatient Adult/Youth	—	8.3%	—	—	—
Lifeskills Training	—	8.3%	—	—	3
Living in Balance Model	5.6%	—	—	—	—
Matrix (for stimulant abuse)	—	8.3%	—	—	—
Nurturing Parenting	5.6%	—	—	—	2
Psychosocial Rehabilitation/Milieu Therapy	5.6%	—	—	—	—
Rational Emotive Behavioral Therapy	—	8.3%	—	—	—
Recovery Model	5.6%	—	—	—	—
Regional Intervention Program	5.6%	—	—	—	—
Seven Challenges	—	16.7%	—	—	—
Solution Focused Sexual Abuse Treatment	5.6%	—	—	—	—
Therapeutic Community	—	8.3%	—	—	—
Trauma Focused CBT	29.4%	—	—	—	—
Unofficial peer support (consumers are not trained or paid, but supportive peer relationships develop naturally)	5.6%	—	—	—	—

Q5_other. Unlisted Mechanisms Used for EBP Training (73 others)

	MHD
Career Paths	1
Codiak, COCE	1
Community training	1
Conferences	3
DASA training	2
DSHS Trainers	2
DVR	1
Harborview Plus Center for Disease Control	1
In process	1
ICCD Standards	1
JRA Consultants	6
Juvenile Court	1
LNP consultation	1
Matrix conference	1
MHD	2
MHD/RSNs	1
META Model training	1
Motivational Enhancement certified consultant	1
Motivational Interviewing certified consultant	1
Multisystemic Therapy therapist in North Carolina	1
NAMI	1
National Association Training	1
(We are a) National Training Site	1
National education	1
Not applicable	3
Outside evaluator who uses OHIO SAMI CCOE materials	1
Outside training	11
Private consultant	1
Professional trainers	3
Psychiatrist on his own	1
Psychiatrist utilize and then provide consultation to staff	1
RSN	1
RSN/WIMIRT	1
Some consultation and external training	2
State training	2
SAMHSA	1
SAMHSA manual	1
Unknown	1
WIMIRT	4
missing data	5

Note: This table includes data for the original 34 EBPs only.

Q5_other. Unlisted Mechanisms Used for EBP Training (47 others)

	DASA
ARNP provides	1
Committee for Children	1
Community based organizations	1
Continuing Education	1
Contracted Trainers	1
Credentialed Trainers	9
Hired Consultants	2
King County Training	1
Local Training	4
None	2
na	4
MATRIX	1
Medical Director CDC IP	1
Medical/Psychiatric Contract Doctors	1
MHD Training for Peer Counselors	1
Outside Community Employers	1
Outside Consultation	1
Self Study by staff	1
SAMSHA Best Practices	1
Trainings	1
Training by WA Institute or Eastern WA U. certificate program	1
VA Training	2
VA Training/U. of WA Training, DASA sponsored Training	1
WA Institute Training	1
WIMIRT Training through RSN	1
Washington State Training	1
Workfirst Emp Security	1
Workshops	2
Workshops, training, continuing education	1

Note: This table includes data for the original 34 EBPs only.

Q5_other. Unlisted Mechanisms Used for EBP Training (2 others)

	JRA
Behavioral Tech, LLC.	2

Note: This table includes data for the original 34 EBPs only.

Q5_other. Unlisted Mechanisms Used for EBP Training (16 others)

	CA
FFT Inc. Training	1
Model developer consultation	1
Monitoring by model developer	1
State contracted PCIT consultants	10
TFC Consultants	3

Note: This table includes data for the original 34 EBPs only.

Q6_other. Other target populations for each EBP

	MHD
	(n = 96)
Aggression Replacement Training	—
Assertive Community Treatment (ACT/PACT)	Missing = 1
Behavioral Treatment for Substance Abuse in Schizophrenia	Missing = 1
Brief Strategic Family Therapy	Family = 1 None = 1
Cognitive Behavior Therapies (CBT)	Family = 1 N/A = 1
Contingency Management (Co-occurring)	—
Dare to be you	—
Dialectical Behavioral Therapy (DBT)	Missing = 2
Eye Movement Desensitization & Reprocessing (EMDR)	—
Family Integrated Transitions	Adjudicated youth = 1
Family Psychoeducation	In process = 1
Functional Family Therapy	Family = 1
Gatekeeper Program	—
Illness Self-Management/Illness Management & Recovery	N/A = 1
Incredible Years	Unsure = 1
Integrated Dual Disorders	Missing = 2
Interpersonal Therapy	N/A = 1
Medication Management	—
Motivational Enhancement Therapy (MET)	—
Motivational Interviewing	Family = 1
Multi-Family Group Treatment (MFG)	Could not get going = 1 In process = 1
Multidimensional Family Therapy	—
Multidimensional Treatment Foster Care	—
Multisystematic Therapy	Family = 1
Nurse-Family Partnership	—
Parent-Child Interaction Therapy	Family = 1 Unsure = 1
Peer Support	Family = 1
Promoting Alternative Thinking Strategies (PATH)	—
Second Step	—
Seeking Safety: A Psychotherapy for Trauma/PTSD & Substance Abuse	—
Strengthening Families Program (SFP)	—
Supported Employment	In planning phase = 1
Supported Housing	—
Therapeutic Foster Care	—
Other (Specify:)	Family = 1 Persons with Epilepsy = 1
Other (Specify:)	Family = 1

Q6_other. Other target populations for each EBP

	DASA
	(n = 154)
Aggression Replacement Training	—
Assertive Community Treatment (ACT/PACT)	—
Behavioral Treatment for Substance Abuse in Schizophrenia	—
Brief Strategic Family Therapy	N/A = 1
Cognitive Behavior Therapies (CBT)	N/A = 1 Pregnant/parenting women = 2 Women = 1
Contingency Management (Co-occurring)	—
Dare to be you	—
Dialectical Behavioral Therapy (DBT)	Pregnant/parenting women = 2 Women = 2
Eye Movement Desensitization & Reprocessing (EMDR)	—
Family Integrated Transitions	—
Family Psychoeducation	Pregnant/parenting women = 2
Functional Family Therapy	—
Gatekeeper Program	—
Illness Self-Management/Illness Management & Recovery	—
Incredible Years	—
Integrated Dual Disorders	—
Interpersonal Therapy	—
Medication Management	—
Motivational Enhancement Therapy (MET)	—
Motivational Interviewing	N/A = 1 Pregnant/parenting women = 2 Women = 1
Multi-Family Group Treatment (MFG)	N/A = 1
Multidimensional Family Therapy	—
Multidimensional Treatment Foster Care	—
Multisystematic Therapy	—
Nurse-Family Partnership	—
Parent-Child Interaction Therapy	Adult PPPW clients & children = 1
Peer Support	Women = 1
Promoting Alternative Thinking Strategies (PATH)	—
Second Step	—
Seeking Safety: A Psychotherapy for Trauma/PTSD & Substance Abuse	Pregnant/Parenting Women = 2 Women = 1
Strengthening Families Program (SFP)	—
Supported Employment	—
Supported Housing	—
Therapeutic Foster Care	—
Other (Specify:)	Adult PPPW Clients only = 1
Other (Specify:)	—

Q6_other. Other target populations for each EBP

	JRA
	(n = 17)
Aggression Replacement Training	Juvenile offenders = 1
Assertive Community Treatment (ACT/PACT)	—
Behavioral Treatment for Substance Abuse in Schizophrenia	—
Brief Strategic Family Therapy	—
Cognitive Behavior Therapies (CBT)	—
Contingency Management (Co-occurring)	—
Dare to be you	—
Dialectical Behavioral Therapy (DBT)	Juvenile offenders = 1
Eye Movement Desensitization & Reprocessing (EMDR)	—
Family Integrated Transitions	—
Family Psychoeducation	—
Functional Family Therapy	—
Gatekeeper Program	—
Illness Self-Management/Illness Management & Recovery	—
Incredible Years	—
Integrated Dual Disorders	—
Interpersonal Therapy	—
Medication Management	—
Motivational Enhancement Therapy (MET)	—
Motivational Interviewing	—
Multi-Family Group Treatment (MFG)	—
Multidimensional Family Therapy	—
Multidimensional Treatment Foster Care	—
Multisystematic Therapy	—
Nurse-Family Partnership	—
Parent-Child Interaction Therapy	—
Peer Support	—
Promoting Alternative Thinking Strategies (PATH)	—
Second Step	—
Seeking Safety: A Psychotherapy for Trauma/PTSD & Substance Abuse	—
Strengthening Families Program (SFP)	—
Supported Employment	—
Supported Housing	—
Therapeutic Foster Care	—
Other (Specify:)	Juvenile offenders = 1
Other (Specify:)	—

**Q9_Other35: Are there any EBPs that you are NOT currently using but want to use in the future?
Other (please specify)**

	MHD (N = 12)
ASIST – Scott Miller’s Practice Based Evidence	8.3%
DBT	8.3%
DBTS (Substance abuse specific)	8.3%
EBP specific for Crisis Intervention	8.3%
FACT	8.3%
More training is needed on Brief Strategic Therapy	8.3%
Positive Parent Programming	8.3%
Prolonged Exposure	8.3%
There may be others but we would need to know more about them and the applications to our populations and model of delivery	8.3%
We are interested in moving many of our services to EBP’s however haven’t specifically selected those we would like to use	8.3%
Wrap Around	16.7%

**Q9_Other 35: Are there any EBPs that you are NOT currently using but want to use in the future?
Other (please specify)**

	DASA (N = 6)
Experiential/recreational therapy	16.7%
MRT	16.7%
Seven Challenges	16.7%
Solution-Focused Therapy	16.7%
Treatment of the TBI patient which is now becoming a much more recognized problem and one for which there are few existing treatment guidelines for Substance Use Disorder/Co-Occurring Treatment. This population is not restricted to veteran patients but includes anyone who has suffered a traumatic injury involving the head.	16.7%
Unsure – still considering options	16.7%

**Q9_Other 35: Are there any EBPs that you are NOT currently using but want to use in the future?
Other (please specify)**

	CA (N = 1)
Promoting First Relationships	100.0%

**Q9_Other 35: Are there any EBPs that you are NOT currently using but want to use in the future?
Other (please specify)**

	JRA (N = 2)
DBT-SUD	100.0%

**Q9_Other 36: Are there any EBPs that you are NOT currently using but want to use in the future?
Other (please specify)**

	MHD (N = 4)
EMDR	25.0%
Facilitated 12 Step Referral	25.0%
MDT	25.0%
Seven Challenges	25.0%

Q10_other. Other Barriers in providing EBPs

	MHD (n = 96)
Aggression Replacement Training	Time = 1
Assertive Community Treatment (ACT/PACT)	Missing = 1 Volumes in rural areas = 1
Behavioral Treatment for Substance Abuse in Schizophrenia	Missing = 1
Brief Strategic Family Therapy	—
Cognitive Behavior Therapies (CBT)	Clients tend to like a blend of models... = 1 Missing = 4
Contingency Management (Co-occurring)	Obtaining manuals or trainings for staff = 1 Missing = 1
Dare to be you	—
Dialectical Behavioral Therapy (DBT)	Missing = 3
Eye Movement Desensitization & Reprocessing (EMDR)	Limited scope = 1 Missing = 1 See above = 1
Family Integrated Transitions	—
Family Psychoeducation	Missing = 5
Functional Family Therapy	Missing = 1
Gatekeeper Program	In coordination with outside agency (AAA) = 1 Missing = 1
Illness Self-Management/Illness Management & Recovery	Time = 1 Missing = 3
Incredible Years	Missing = 1
Integrated Dual Disorders	Time commitment = 1 Missing = 4
Interpersonal Therapy	Some training concerns here = 1
Medication Management	Lack of psychiatrist in region = 1 Missing = 3
Motivational Enhancement Therapy (MET)	Missing = 1
Motivational Interviewing	Obtaining manuals or trainings for staff = 1 Missing = 1 See above = 1
Multi-Family Group Treatment (MFG)	Missing = 1
Multidimensional Family Therapy	—
Multidimensional Treatment Foster Care	—
Multisystematic Therapy	—
Nurse-Family Partnership	—
Parent-Child Interaction Therapy	—
Peer Support	Resources = 1 We actually do this = 1
Promoting Alternative Thinking Strategies (PATH)	—
Second Step	Missing = 2
Seeking Safety: A Psychotherapy for Trauma/PTSD & Substance Abuse	Missing = 1

Q10_other. Other Barriers in providing EBPs (cont)

	MHD
	(n = 96)
Strengthening Families Program (SFP)	Missing = 1
Supported Employment	Missing = 2
Supported Housing	Obtaining manuals or trainings for staff = 1 Missing = 3
Therapeutic Foster Care	Missing = 1 We do this as well = 1
Other (Specify:)	Finding appropriate EBP for medically compromised homebound adults and older adults = 1 Just started = 1 Missing = 1 We are just starting this program = 1 We are trainers of this model = 1
Other (Specify:)	—

Q10_other. Other Barriers in providing EBPs

	DASA
	(n = 154)
Aggression Replacement Training	—
Assertive Community Treatment (ACT/PACT)	Waiting for training = 1
Behavioral Treatment for Substance Abuse in Schizophrenia	—
Brief Strategic Family Therapy	—
Cognitive Behavior Therapies (CBT)	—
Contingency Management (Co-occurring)	—
Dare to be you	—
Dialectical Behavioral Therapy (DBT)	—
Eye Movement Desensitization & Reprocessing (EMDR)	This is over-used by staff = 1
Family Integrated Transitions	Unsure = 1
Family Psychoeducation	—
Functional Family Therapy	—
Gatekeeper Program	—
Illness Self-Management/Illness Management & Recovery	—
Incredible Years	—
Integrated Dual Disorders	—
Interpersonal Therapy	—
Medication Management	—
Motivational Enhancement Therapy (MET)	—
Motivational Interviewing	—
Multi-Family Group Treatment (MFG)	Not enough couples = 1
Multidimensional Family Therapy	—
Multidimensional Treatment Foster Care	—
Multisystematic Therapy	—
Nurse-Family Partnership	—
Parent-Child Interaction Therapy	—
Peer Support	—
Promoting Alternative Thinking Strategies (PATH)	Unsure = 1
Second Step	—
Seeking Safety: A Psychotherapy for Trauma/PTSD & Substance Abuse	—
Strengthening Families Program (SFP)	—
Supported Employment	—
Supported Housing	—
Therapeutic Foster Care	—
Other (Specify:)	—
Other (Specify:)	—

Q10_other. Other Barriers in providing EBPs

	JRA
	(n = 17)
Aggression Replacement Training	Transfer of youth to other facilities not doing ART = 1 Transfers of youth to community facilities, other programs = 1
Assertive Community Treatment (ACT/PACT)	—
Behavioral Treatment for Substance Abuse in Schizophrenia	—
Brief Strategic Family Therapy	—
Cognitive Behavior Therapies (CBT)	—
Contingency Management (Co-occurring)	—
Dare to be you	—
Dialectical Behavioral Therapy (DBT)	Lack of adherence measures = 1 Lack of DBT Fidelity Measures = 1 Lack of fidelity measures = 4
Eye Movement Desensitization & Reprocessing (EMDR)	—
Family Integrated Transitions	Low referrals = 1
Family Psychoeducation	—
Functional Family Therapy	—
Gatekeeper Program	—
Illness Self-Management/Illness Management & Recovery	—
Incredible Years	—
Integrated Dual Disorders	—
Interpersonal Therapy	—
Medication Management	—
Motivational Enhancement Therapy (MET)	—
Motivational Interviewing	—
Multi-Family Group Treatment (MFG)	—
Multidimensional Family Therapy	—
Multidimensional Treatment Foster Care	—
Multisystematic Therapy	—
Nurse-Family Partnership	—
Parent-Child Interaction Therapy	—
Peer Support	—
Promoting Alternative Thinking Strategies (PATH)	—
Second Step	—
Seeking Safety: A Psychotherapy for Trauma/PTSD & Substance Abuse	—
Strengthening Families Program (SFP)	—
Supported Employment	—
Supported Housing	—
Therapeutic Foster Care	—
Other (Specify:)	Lack of DBT Fidelity Measures = 1 Lack of fidelity measures = 1
Other (Specify:)	—

Q11_Other6: Other assistance needed to help facilitate the adoption and implementation of evidence based practices.

	MHD (N = 9)
Finances would provide support to address several of the challenges above	11.1%
Leadership in promoting them	11.1%
More training dollars	11.1%
Not geriatric specific	11.1%
Resistance from administration...	11.1%
We feel that some of our practices could be evidenced based if we could get the funding to do the research and the technical assistance to do the work to establish our practices as EBP...	11.1%
Wanted to select multiple responses	33.3%

Q11_Other6: Other assistance needed to help facilitate the adoption and implementation of evidence based practices.

	DASA (N = 8)
Financing and resistance...then finding the appropriate trainers	12.5%
Financing to hire additional staff when we work for fee for service	12.5%
For TBI patients	12.5%
Lack of cdp's	12.5%
Training and finances	12.5%
Training on implementing EBP specifically to our needs and population	12.5%
Wanted to select multiple responses	25.0%

Q11_Other6: Other assistance needed to help facilitate the adoption and implementation of evidence based practices.

	JRA (N = 3)
Fidelity measures for DBT	33.3%
Lack of DBT fidelity measures	33.3%
Lack of fidelity measures	33.3%

Q12b. Populations served for which there are no known or available evidence-based practices.

	MHD (n = 59)
Children/Youth	13.6%
Adults	6.8%
Older Adults	5.1%
Families	6.8%
Personality/Psychiatric Disorders	18.6%
Minority Populations	20.3%
Substance Abuse Related	10.2%
EBPs covering a broad array of services	6.8%
Other	10.2%
Missing	1.7%

Q12b. Populations served for which there are no known or available evidence-based practices.

	DASA (n = 50)
Minority Populations	42.0%
Personality/Psychiatric Disorders	6.0%
Substance Abuse Related	8.0%
Children/Youth	10.0%
Services/Client Needs	22.0%
Other Populations	8.0%
Other	4.0%

Q12b. Populations served for which there are no known or available evidence-based practices.

	JRA
	(n = 47)
Youth With Sex Offenses	34.0%
Youth With Cognitive Impairments	34.0%
Female Offenders - General	6.4%
Female Offenders - Recidivism	19.0%
Cultural Programs	2.1%
Suicidal Youth	2.1%
Developmentally Delayed Youth	2.1%

Q12b. Populations served for which there are no known or available evidence-based practices.

	CA
	(n = 7)
Clients/Children With Co-Occurring Issues- Including Mental Health and Substance Abuse	57.1%
Parents/Families Referred For Neglecting Children	42.9%

Q14_Other7: Other initiative promoting the adoption of evidence-based practices

	MHD (N = 7)
Beginning the process of attempting to gain recognition of our model(s)/program(s) as best practices on the SAMHSA registry	14.3%
Consumer Outcome Measures	14.3%
Looking at caseload specialty for community members referred through gatekeeper program at Senior Information and Assistance.	14.3%
Ongoing consultation to adhere to the model	14.3%
Partnering with allied systems and stakeholders to promote use of EBPs in the Thurston/Mason community	14.3%
Recruiting trained staff	14.3%
We are working with out-patient & in-patient managers in the organization to start providing behavioral health services across the organization.	14.3%

Q14_Other7: Other initiative promoting the adoption of evidence-based practices

	DASA (N = 9)
Addition of a research position to keep us abreast of new EBP and monitoring systems	11.1%
BUMED is moving in that direction	11.1%
Increasing the staff's knowledge about EBPs and the effectiveness of using these approaches when the clinical staff carry huge caseloads.	11.1%
Individual training	11.1%
Research Involvement/Participation	33.3%
Unsure	11.1%
We need the finances to implement!	11.1%

Q14_Other7: Other initiative promoting the adoption of evidence-based practices

	JRA (N = 4)
Developing DBT fidelity measures	75.0%
Developing fidelity measures & processes	25.0%