

Washington State Employment Security Department

Washington Labor Market

Doug Tweedy, Regional Economist
Workforce Information and Technology Services

Basic food and Training forum 2018

May 16th 2018

Washington Labor Market

Population and Labor Force Increases (Urban)

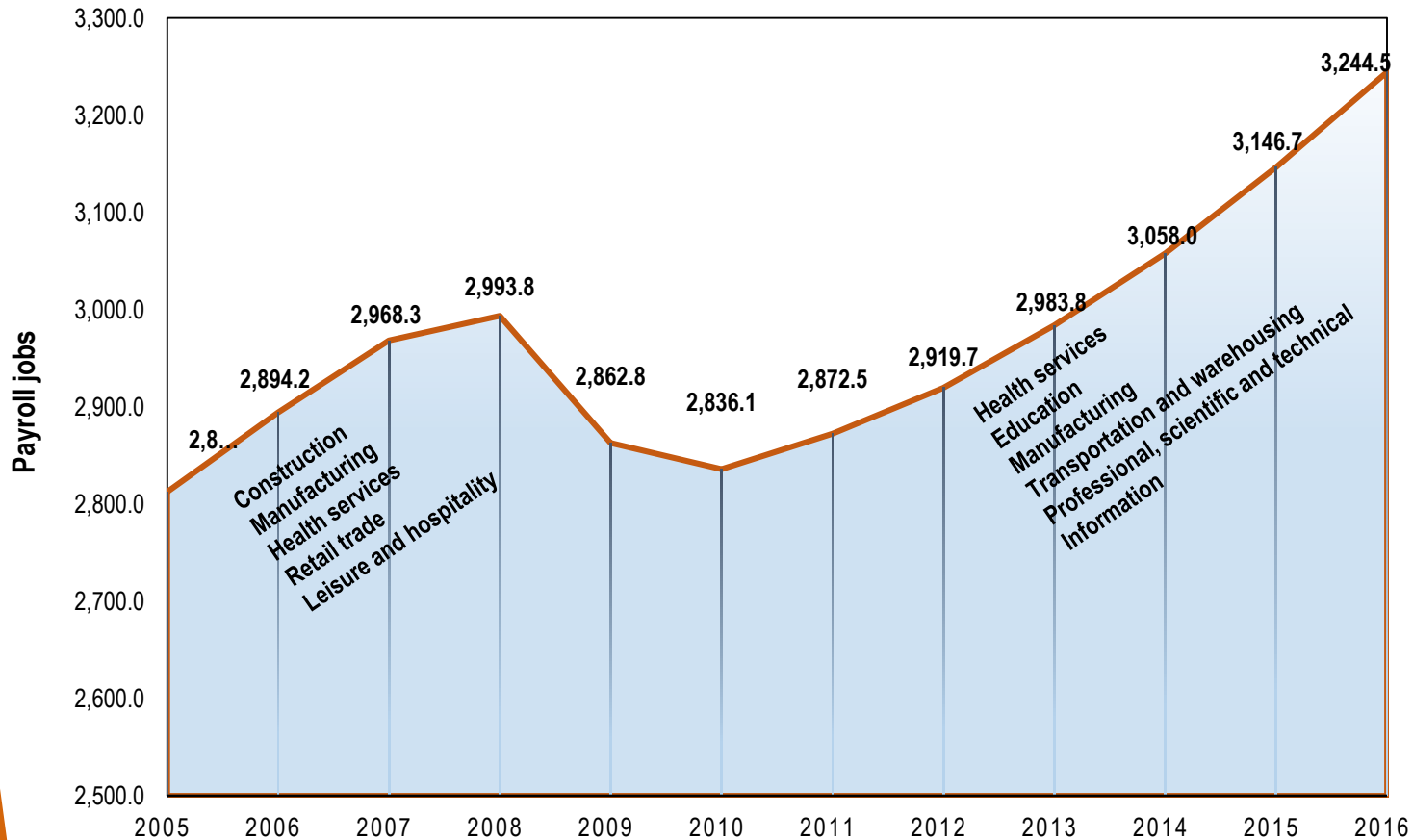
Initial Claims for Unemployment Insurance

Decreasing Unemployment: Labor Shortages

Vacancies continue to accelerate due to retirements

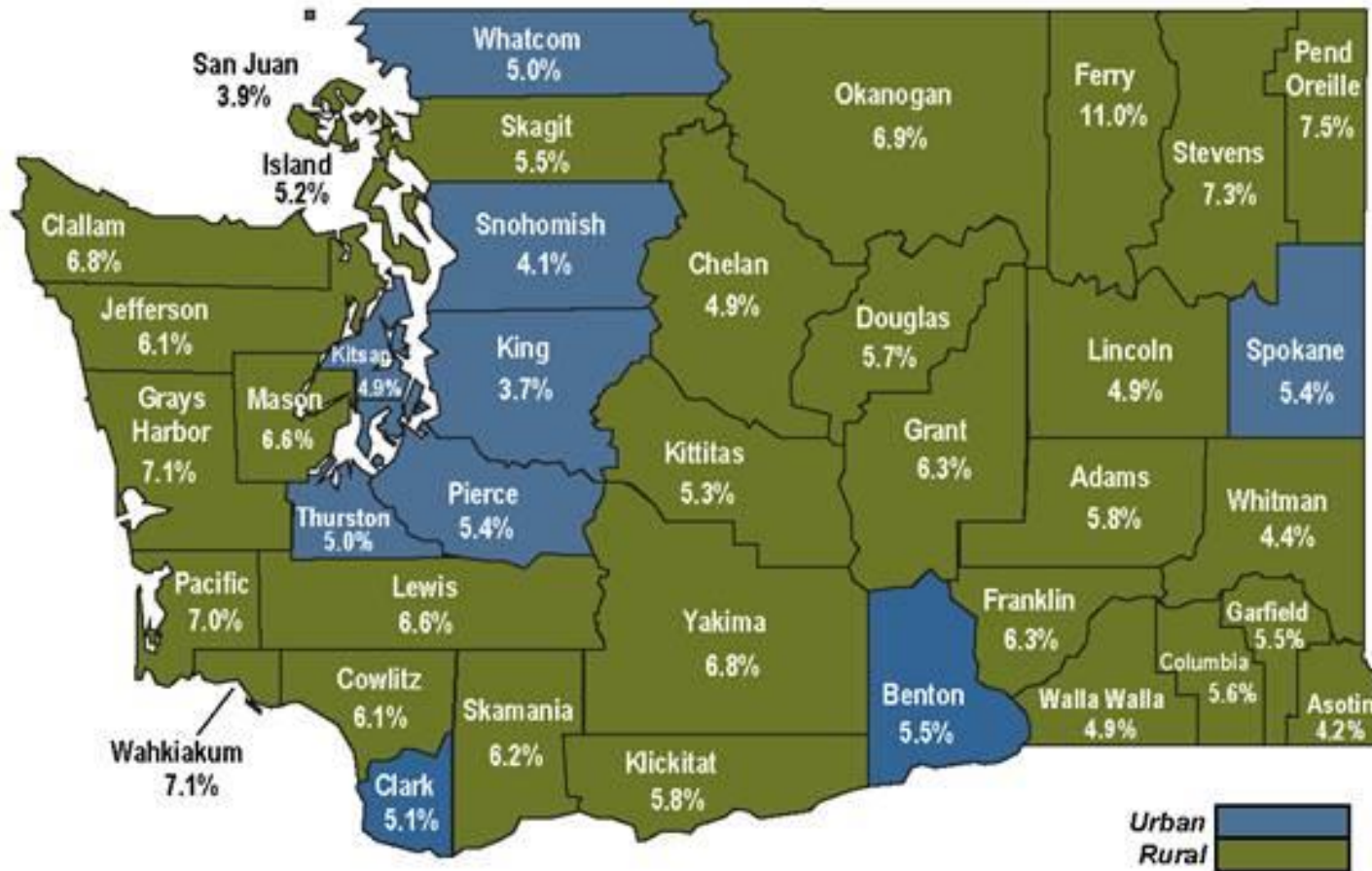
Growth is Diversified

Washington jobs



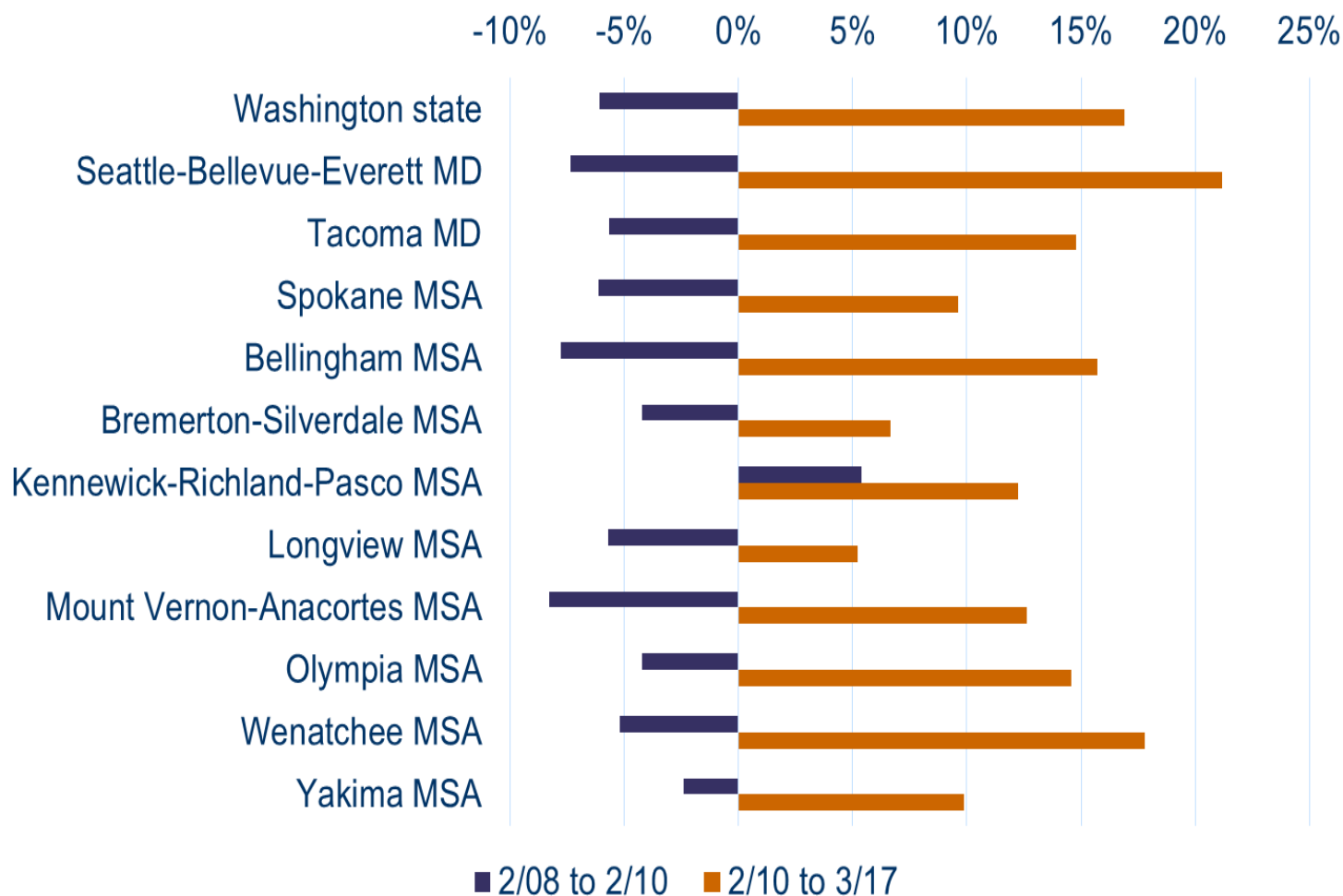
Source: Employment Security Department/WITS; U.S. Bureau of Labor Statistics, Current Employment Statistics

Average 2017 Unemployment rates by county



Source: Employment Security Department/WITS, U.S. Bureau of Labor Statistics, LAUS

Employment impacts of the recession varied by location



Source: Employment Security Department, Washington Employment Estimates

Workforce Challenges

Location

Technology

Structural changes

Underemployment



New technology in agriculture and forestry



New technology in health services



New technology in transportation and warehousing




New technology in manufacturing



New technology in information



What industry does this person work in?



Health services

Manufacturing

Agriculture

Professional scientific and technical

Wines

www.esd.wa.gov/labormarketinfo



Employment Security Department
WASHINGTON STATE



Search

HOME

UNEMPLOYMENT

JOBS & TRAINING

EMPLOYER TAXES

EMPLOYER RESOURCES

LABOR MARKET INFO

NEWSROOM

QUICK LINKS

Labor Market Info home
Contact an economist
Provide website feedback
Contact us

FREQUENTLY USED LINKS

Labor area summaries
Learn about an occupation
Report library/downloads

EMPLOYMENT

Monthly employment report
Employment estimates (WA-QB & CES)
Covered employment (QCEW)
Occupations (OES)
Projections
Employer demand
Agricultural employment and wages
Find employers tool
Supply/demand report
Quarterly workforce indicators (QWI)

* Note: Screen resolution width lower than 1280 will activate this site's mobile responsiveness, causing the left navigation to populate at the top of the page as a drop-down menu titled "QUICK LINKS."

Monthly unemployment rates

January 2017

Washington State:

5.1% seasonally adjusted

Nationwide:

4.8% seasonally adjusted

Labor force by county snapshot *NEW*
not seasonally adjusted

Recently published reports

- County Data Tables (2/27/17)
- Employer demand top 25 (2/28/17)
- Monthly employment report (3/14/17)
- Employment estimates (3/14/17)
- Labor force (LAUS) (3/14/17)
- Supply demand report (1/19/17)
- Covered employment (QCEW) (1/20/17)

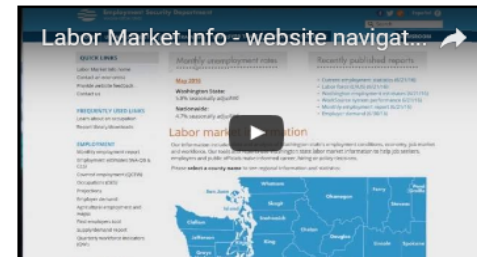
You can request a research or data sharing agreement

Labor market information

If this is your first time visiting our newly designed landing page, you may want to **watch the short introduction video** to get acquainted with the navigation structure.

Our information includes data and analysis of Washington state's employment conditions, economy, job market and workforce. Our tools and reports use Washington state labor market information to help job seekers, employers and public officials make informed career, hiring or policy decisions.

Please **select a county name** to see regional information and statistics:



Look into your future:

Preparation for high-demand occupations

Occupation annual average openings

Wage estimates

Hard and soft skills required by employers

Web links for additional resources

Try our online LMI tools!

County map tool to look up occupations in demand

Learn about an occupation tool

Find an employer tool for an industry or occupation

Washington state

Top 25 Occupations

Rank*	SOC code	Occupational title	Estimated employment 2015	Average annual total openings 2015-2025	Median annual wages adjusted to 2017 Q1
1	15-1132	Software developers, applications	60,523	22,678	\$122,491
2	13-1161	Market research analysts and marketing specialists	17,698	7,066	\$75,196
3	11-3021	Computer and information systems managers	11,946	4,586	\$147,749
4	15-1134	Web developers	5,999	2,712	\$92,160
5	15-1121	Computer systems analysts	20,130	7,183	\$92,160
6	13-1111	Management analysts	23,996	8,232	\$95,285
7	47-2181	Roofers	5,204	3,456	\$46,434
8	15-1151	Computer user support specialists	15,572	6,268	\$56,762
9	31-9011	Massage therapists	9,605	4,758	\$59,281
10	47-2061	Construction laborers	34,317	17,302	\$44,806
11	47-2141	Painters, construction and maintenance	20,498	11,056	\$36,989
12	11-2021	Marketing managers	6,006	2,272	\$146,473
13	41-3099	Sales representatives, services, all other	17,211	7,538	\$46,919
14	27-1014	Multimedia artists and animators	3,609	1,405	\$78,140
15	15-1131	Computer programmers	13,784	4,033	N/A
16	47-2051	Cement masons and concrete finishers	3,200	1,843	\$47,450
17	15-1133	Software developers, systems software	14,383	4,596	\$117,118
18	15-1199	Computer occupations, all other	8,541	3,449	\$91,141
18	27-1024	Graphic designers	7,851	2,968	\$57,397
20	41-3041	Travel agents	1,346	634	\$45,094
20	47-2121	Glaziers	2,361	1,490	\$47,450
22	47-2031	Carpenters	43,745	22,722	\$57,126
23	29-1141	Registered nurses	55,995	16,620	\$75,354
24	47-2081	Drywall and ceiling tile installers	5,330	3,044	\$57,126
25	25-1071	Health specialties teachers, postsecondary	4,228	1,030	N/A

* The first column in the table is a combined rank. All records with a ranking score of 25 are included. Standard competition ranking is used in which items that tie receive the same ranking number and then a gap is left in the ranking sequence. N/A means that wage data is not available.

Source:

Real Time LMI: Employer Demand Reports

Top occupations advertised online

Top 25 occupations advertised online

Washington state, March, 2018

Source: Employment Security Department/LMPA, Occupational Employment Statistics; The Conference Board, Help Wanted OnLine job announcements

Rank	SOC	Title	All job postings ¹	New job postings ²	Average annual wages ³	Median annual wages ³
1	291141	Registered Nurses	6,392	1,929	\$81,705	\$74,061
2	151132	Software Developers, Applications	4,908	1,863	\$123,894	\$113,271
3	151199	Computer Occupations, All Other	3,352	1,342	\$83,015	\$72,127
4	533032	Heavy and Tractor-Trailer Truck Drivers	3,344	1,803	\$46,391	\$45,456
5	412031	Retail Salespersons	2,838	1,202	\$30,261	\$22,918
6	411011	First-Line Supervisors of Retail Sales Workers	2,545	992	\$46,785	\$44,518
7	112021	Marketing Managers	2,527	818	\$143,327	\$139,654
8	434051	Customer Service Representatives	2,144	897	\$37,796	\$35,986
9	431011	First-Line Supervisors of Office and Administrative Support Workers	1,901	901	\$58,748	\$57,235
10	211093	Social and Human Service Assistants	1,711	805	\$35,231	\$34,997
11	499071	Maintenance and Repair Workers, General	1,710	828	\$43,852	\$44,428
12	132011	Accountants and Auditors	1,638	614	\$79,095	\$72,490
13	533033	Light Truck or Delivery Services Drivers	1,580	826	\$39,894	\$36,004
14	119111	Medical and Health Services Managers	1,533	496	\$122,342	\$111,713
15	151121	Computer Systems Analysts	1,482	671	\$94,611	\$90,947
16	151151	Computer User Support Specialists	1,461	653	\$61,198	\$56,542
17	292061	Licensed Practical and Licensed Vocational Nurses	1,380	403	\$50,350	\$45,969
18	351012	First-Line Supervisors of Food Preparation and Serving Workers	1,360	711	\$37,671	\$35,859
19	435081	Stock Clerks and Order Fillers	1,344	635	\$32,532	\$28,695
20	436011	Executive Secretaries and Executive Administrative Assistants	1,286	703	\$59,681	\$58,029
21	433031	Bookkeeping, Accounting, and Auditing Clerks	1,274	735	\$42,143	\$36,570
22	319092	Medical Assistants	1,246	420	\$37,185	\$35,859
23	131111	Management Analysts	1,207	435	\$105,033	\$92,863
24	151142	Network and Computer Systems Administrators	1,204	491	\$87,455	\$88,383
25	414012	Sales Representatives, Wholesale and Manufacturing, Except Technical and Scientific Products	1,143	527	\$74,397	\$58,437

¹New job postings and jobs reposted from the previous month.

²Job postings that did not appear in the previous month.

³Wage estimates are for Workforce Development Areas to which this county belongs, and may differ from published OES wages.

N/A indicates data not available.

Top skills advertised online

Top 25 hard skills from online ads

Washington state, January 2018 through April 2018

Source: Employment Security Department/LMPA; Wanted Analytics

Rank	Hard skills	Number
1	Microsoft Office	22,870
2	Freight+	9,472
3	Quality Assurance	8,623
4	Post My Jobs	7,782
5	IMPACT software	7,657
6	Java	5,593
7	Structured query language	5,586
8	Bilingual	5,399
9	Microsoft PowerPoint	5,341
10	Python	4,935
11	Forklifts	4,463
12	Pediatrics	4,449
13	Technical support	4,412
14	Customer relationship management	4,289
15	Android	4,229
16	Behavioral health	4,073
17	Tractor-trailers	3,900
18	Preventive maintenance	3,748
19	Quality control	3,670
20	C#	3,652
21	Software development	3,613
22	Linux	3,538
23	JavaScript	3,404
24	Amazon Web Services	3,261
25	C/C++	3,199

Top certifications

Top 25 certifications from online ads

Washington state, January 2018 through April 2018

Source: Employment Security Department/WITS; Wanted Analytics

Rank	Certification	Number
1	Driver's License	33,458
2	Commercial Driver's License	14,343
3	Basic Life Support	8,869
4	Certified Registered Nurse	8,692
5	Class A Commercial Drivers License	7,055
6	Certification in Cardiopulmonary Resuscitation	6,200
7	First Aid certification	4,827
8	Secret Clearance	4,666
9	Continuing Education	4,590
10	HAZMAT	4,568
11	Advanced Cardiac Life Support	3,396
12	Occupational Safety & Health Administration Certification	3,308
13	Transportation Worker Identification Credential	3,126
14	Licensed Practical Nurse	3,002
15	Liability insurance	2,519
16	Accounting	2,457
17	Food safety programs	2,037
18	Class B Commercial Driver's License	2,029
19	Certified Nursing Assistant	2,005
20	Pediatric Advanced Life Support	1,863
21	Department of Social and Health Services	1,552
22	Early Childhood Education	1,516
23	Health Insurance Portability and Accountability Act - HIPPA	1,511
24	Tanker and Hazmat Endorsement	1,448
25	Board Certified	1,415

Top employers

Top 25 employers from online ads

Washington state, January 2018 through April 2018

Source: Employment Security Department/LMPA; The Conference Board, Help Wanted OnLine job announcements

Rank	Employer	Number	Prior year ¹
1	Amazon	4,974	8,969
2	State of Washington	4,839	3,248
3	University Of Washington	3,539	4,104
4	Robert Half International	3,218	2,673
5	Multicare Health System	3,217	3,444
6	Microsoft	3,082	2,363
7	Kaiser Permanente	2,600	916
8	Providence Health & Services	2,496	3,591
9	PeaceHealth	1,680	1,304
10	Catholic Health Initiatives	1,618	1,450
11	Seattle Childrens Hospital & Regional Medical Center	1,601	631
12	The Boeing Company	1,446	133
13	Starbucks	1,332	1,359
14	Randstad	1,320	1,075
15	Compass Group	1,278	955
16	Virginia Mason Medical Center	1,187	1,008
17	Lowe's	1,166	920
18	Aerotek	1,151	1,394
19	Accountemps	1,134	612
20	Marriott	1,133	379
21	Swedish Medical Center	1,121	1,043
22	Children's Hospital	1,070	1,040
23	T-Mobile	958	1,680
24	Sears Holdings Corporation	946	747
25	Nordstrom	908	1,034

¹Number of postings for same months in 2017.



Paul Turek, Ph.D.

Labor economist - central office
P.O. Box 9046
Olympia, WA 98507-9046
360-407-2306 Voice
360-438-4846 Fax

For statewide information only



[View County Profile](#)



Scott Bailey

Regional labor economist
5411 E. Mill Plain Blvd., Suite 15
Vancouver, WA 98661-7046
360-735-4995 Voice
360-735-5093 Fax

Serving Clark, Cowlitz, Klickitat,
Skamania and Wahkiakum counties



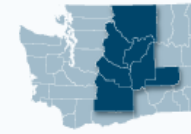
[View County Profile](#)



Donald Meseck

Regional labor economist
306 Division Street
Yakima, WA 98902
509-573-4564 Voice
509-573-4554 Fax

Serving Adams, Chelan, Douglas,
Grant, Kittitas, Okanogan and Yakima
counties



[View County Profile](#)



Ajsa Suljic

Regional labor economist
815 Kellogg Street, Suite D
Kennewick, WA 99336
509-734-5928 Voice
509-734-5957 Fax

Serving Asotin, Benton, Columbia,
Franklin, Garfield and Walla Walla
counties



[View County Profile](#)



Doug Tweedy

Regional labor economist
130 South Arthur Street
Spokane, WA 99202
509-532-3188 Voice
509-532-3035 Fax

Serving Ferry, Lincoln, Pend Oreille,
Spokane, Stevens and Whitman
counties



[View County Profile](#)



Anneliese Vance-Sherman, Ph.D.

Regional labor economist
3201 Smith Avenue, Suite 413
Everett, WA 98201
425-258-6315 Voice
425-257-1211 Fax

Serving Island, King, San Juan, Skagit,
Snohomish and Whatcom counties



[View County Profile](#)



Jim Vleming

Regional labor economist
P.O. Box 9046
Olympia, WA 98507-9046
360-570-6945 Voice
360-407-4560 Fax

Serving Clallam, Grays Harbor,
Jefferson, Kitsap, Lewis, Mason, Pacific,
Pierce and Thurston counties



[View County Profile](#)

Questions?

Doug Tweedy

Regional Economist

Workforce Information and Technology Services

Employment Security Department

509-434-5278

dtweedy@esd.wa.gov



**Employment
Security
Department**
WASHINGTON STATE