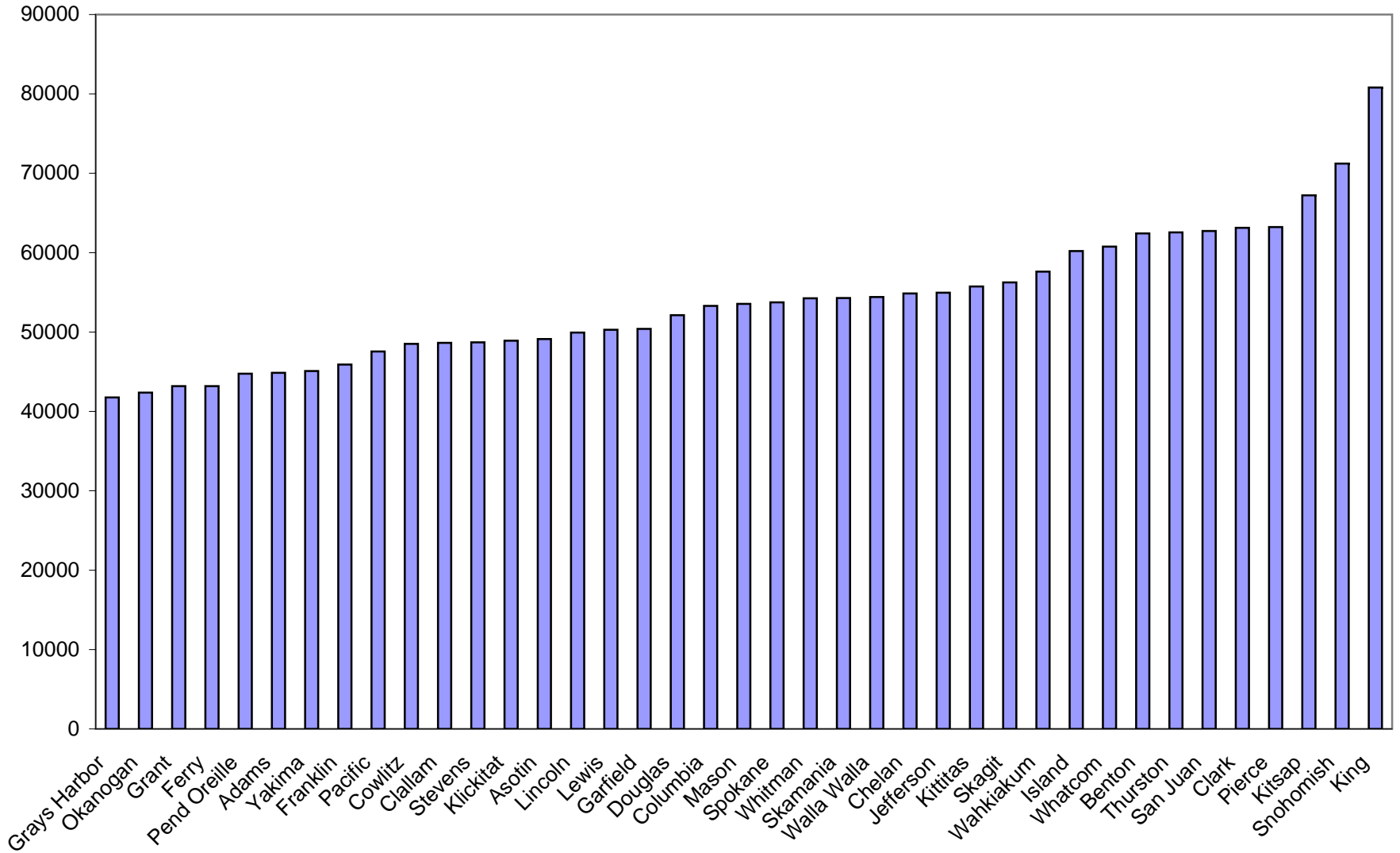


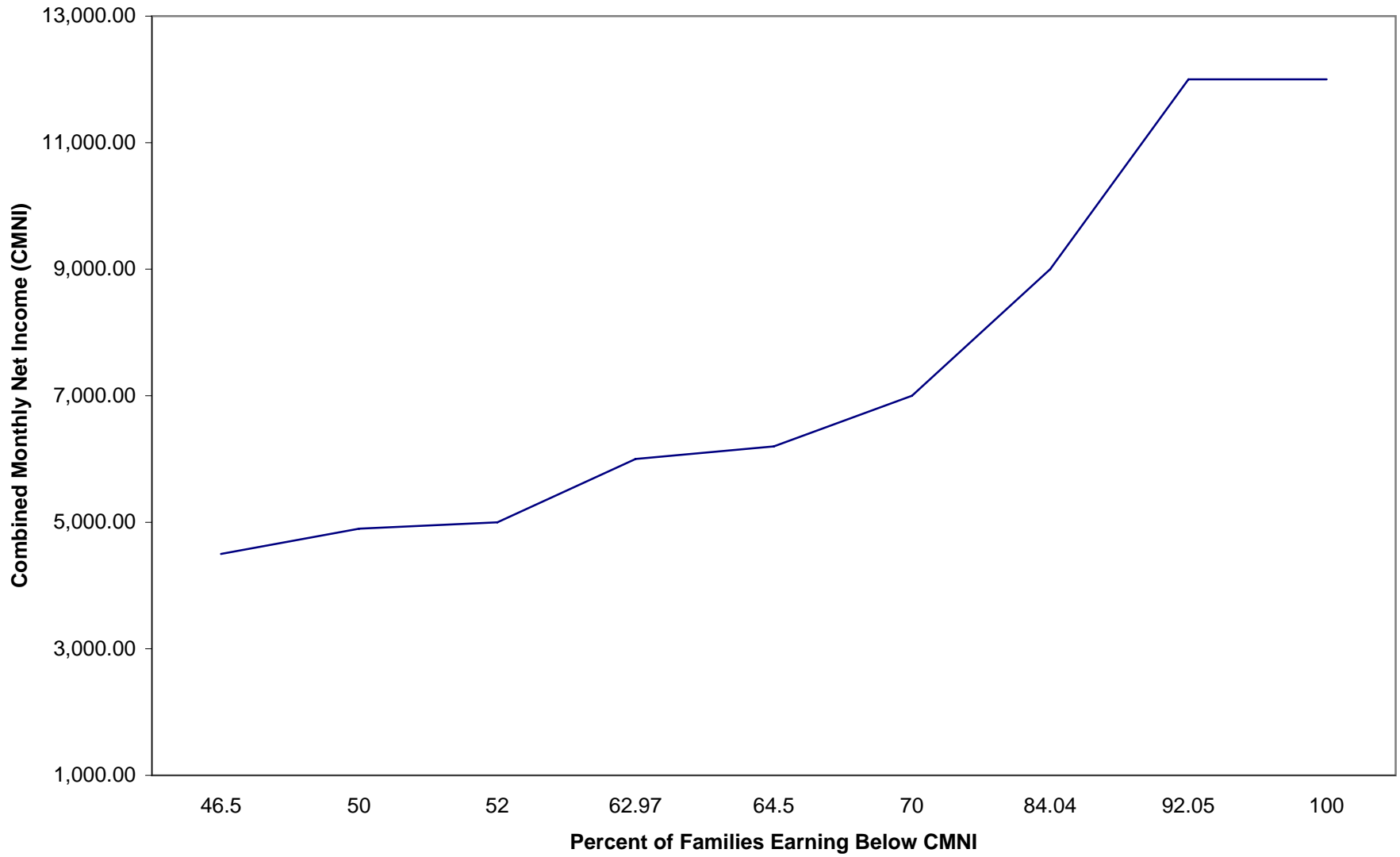
County	Median Family Inc 2006 \$s	Median Family Inc 1999 \$s
Adams	44864	370.75
Asotin	49120	40592
Benton	62426	54146
Chelan	54860	46293
Clallam	48631	44381
Clark	63135	54016
Columbia	53290	44038
Cowlitz	48518	46532
Douglas	52127	43777
Ferry	43189	35691
Franklin	45900	41967
Garfield	50394	41645
Grant	43183	38938
Grays Harbor	41758	39709
Island	60204	51363
Jefferson	54956	45415
King	80803	66035
Kitsap	67222	
Kittitas	55733	46057
Klickitat	48904	40414
Lewis	50282	41105
Lincoln	49939	41269
Mason	53541	44246
Okanogan	42367	35012
Pacific	47559	39302
Pend Oreille	44745	36977
Pierce	63225	
San Juan	62724	51835
Skagit	56257	
Skamania	54279	44586
Snohomish	71226	
Spokane	53734	
Stevens	48706	40250
Thurston	62553	
Wahkiakum	57605	47604
Walla Walla	54407	44962
Whatcom	60762	
Whitman	54248	44830
Yakima	45088	

Median Family Income by County in 2006 Dollars

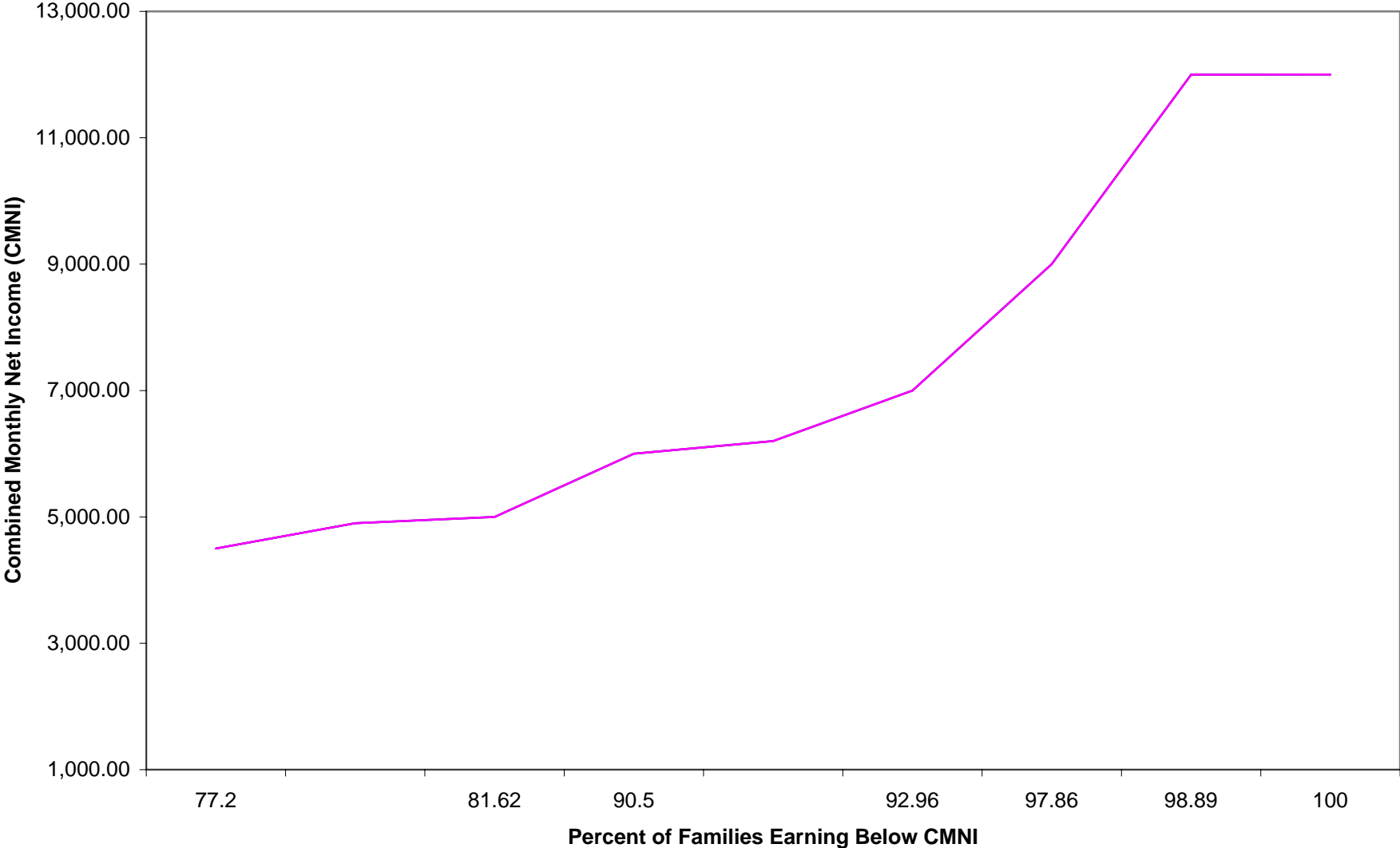


County	Median Family Inc 2006 \$s
Grays Harbor	41758
Okanogan	42367
Grant	43183
Ferry	43189
Pend Oreille	44745
Adams	44864
Yakima	45088
Franklin	45900
Pacific	47559
Cowlitz	48518
Clallam	48631
Stevens	48706
Klickitat	48904
Asotin	49120
Lincoln	49939
Lewis	50282
Garfield	50394
Douglas	52127
Columbia	53290
Mason	53541
Spokane	53734
Whitman	54248
Skamania	54279
Walla Walla	54407
Chelan	54860
Jefferson	54956
Kittitas	55733
Skagit	56257
Wahkiakum	57605
Island	60204
Whatcom	60762
Benton	62426
Thurston	62553
San Juan	62724
Clark	63135
Pierce	63225
Kitsap	67222
Snohomish	71226
King	80803

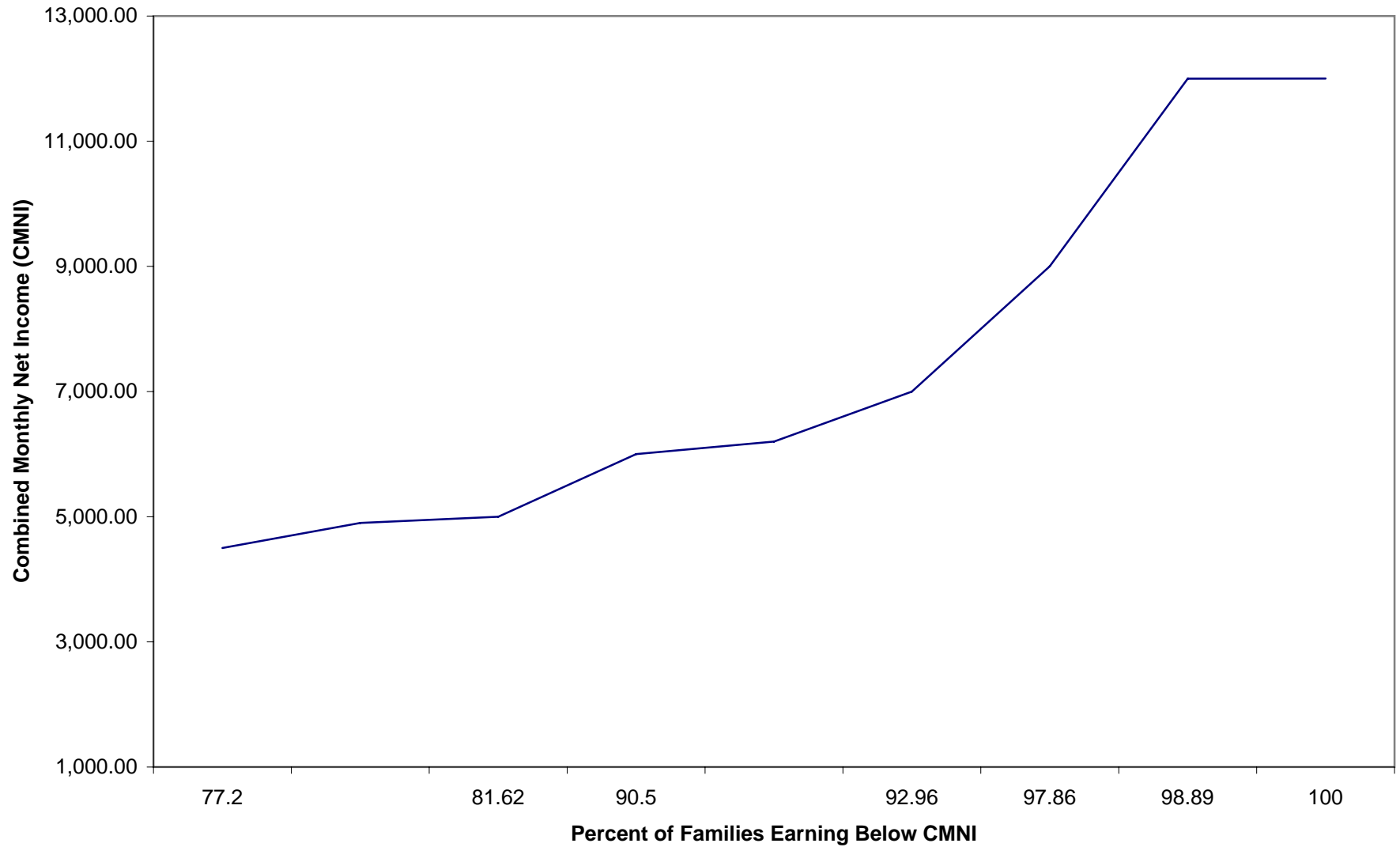
CMNI for Families in King Cty



King & Grays Harbor Counties Family Income



Grays Harbor County Family Income



King Cty CMNI	King Cty % of Fam	Grays Harbor Cty % of Fam
4,500.00	46.5	77.2
4,900.00	50	
5,000.00	52	81.62
6,000.00	62.97	90.5
6,200.00	64.5	
7,000.00	70	92.96
9,000.00	84.04	97.86
12,000.00	92.05	98.89
12,001.00	100	100

