

RHODE ISLAND FAMILY COURT

ADMINISTRATIVE ORDER 2007 – 03  
(Amending Administrative Order 2002-03)


RE: RHODE ISLAND FAMILY COURT CHILD SUPPORT FORMULA  
AND GUIDELINES

The Monthly Basic Child Support Obligations Schedule set forth in  
Administrative Order 2002-03 has been amended.

The amended schedule is attached hereto and becomes effective on November 1,  
2007. Please refer to the attached Note for an explanation of the new schedule, amended  
Child Support Guideline Worksheet, and the revised Gross to Net Income Conversion  
Table.

Date

9/14/07

  
Jeremiah S. Jeremiah, Jr.  
Chief Judge



Note Re:

Administrative Order 2007 – 03

Rhode Island Family Court  
Child Support Formula and Guidelines

In accordance with federal requirements, the Rhode Island Family Court conducted a review of the 2002 Child Support Guidelines for the payment of child support. In 2006, a Task Force on Revision of the Child Support Guidelines reviewed updated data on the cost of raising a child as well as analyzed case information on the application of and deviation from the 2002 guidelines. The revised tables and data were provided by Policy Studies, Inc., (Center For Policy Research) of Denver, Colorado, the company which had previously supplied the 1992, 1996 and 2002 economic data.

The Task Force completed its work in June of 2007. The Task Force submitted a final report along with a proposed 2007 Monthly Basic Child Support Obligations Schedule, a proposed 2007 Gross to Net Income Conversion Table and a proposed revised Family Court Child Support Guideline Worksheet. The Task Force also furnished suggested approaches to such issues as defining “Accessibility” as it relates to health coverage and child support orders in cases where the combined monthly gross income exceeds Thirty Thousand Dollars (\$30,000).

Consequently, the Rhode Island Child Support Guideline Schedule of Basic Child Support Obligations, promulgated in Administrative Order 2002-03, has been amended. The amended Monthly Basic Child Support Obligations Schedule is attached hereto and becomes effective on November 1, 2007.

The revised schedule incorporates economic changes which have occurred since 2002 in federal tax rates, federal poverty guidelines, inflation and price levels. The federal self-support reserve has been increased to correspond with increases in the poverty level since the last revision in 2002. The inclusion of a self-support reserve insures that obligors have sufficient income to maintain a minimum standard of living. The 2007 federal poverty guideline (self-support reserve) for one person is \$938 gross income per month. However, absent a deviation, the recommended minimum support order set forth in the schedule is Fifty Dollars (\$50) per month to establish an obligor’s duty to support his or her children.

The policy contained within Administrative Order 2002-03, which provides that the custodial parent is entitled to claim the federal tax exemption for children due child support will remain in full force and effect. Therefore, if the non-custodial parent has been assigned the tax exemption, the basic child support obligation should be adjusted above the minimum set forth in the schedule to account for the added tax benefit to the non-custodial parent. Additionally, the policy that the schedule is intended to serve as a floor or base, and not as a ceiling or cap in setting child support obligations is affirmed. Accordingly, the Court should order basic child support orders, in certain circumstances, in amounts higher than delineated in the basic support obligation schedule, or in its

discretion, order supplemental payments (for education or other expenses related to the child).

The Income Shares Model adopted previously by the Family Court remains the methodology upon which the amended schedule is grounded. See Family Court Administrative Order 87-2. The amended schedule continues to calculate child support as a shared obligation wherein each parent's income is considered as if the child continues to reside in an intact household.

The new schedule shall apply to all child support orders established or modified by the Family Court on or after November 1, 2007, including temporary and final orders, and orders entered into by agreement of the parties.

### **Use of the 2007 Revised Schedule and Worksheet**

The instructions for the use of the Guideline Worksheet set forth in prior Administrative Order 87-2 should continue to be followed. All other Administrative Order provisions not inconsistent with this Administrative Order shall remain in full force and effect. Administrative Order 2002-03 specifically addressed the definition of "Reasonable Cost" for purposes of determining an obligor's obligation for providing health insurance coverage for the child when such coverage is available through the obligor's place of employment; the concept of an equivalent cash contribution when such health insurance cost is deemed unreasonable; and, consideration of Supplemental Security Income (SSI) payments received by the child. These provisions continue to remain in full force and effect. Prior Administrative Orders did not specifically address the definition of "Accessibility" as it relates to the obligation to provide health insurance coverage for the child when available and treatment for the calculation of Child Support Orders in excess of the combined monthly gross income of Thirty Thousand Dollars (\$30,000). Therefore, the following procedures should be adhered to unless the Court, in its discretion, finds such application would be inequitable to the child(ren) or parents in accordance with Rhode Island General Laws §15-5-16.2.

#### **1. Additional Minor Dependents**

The Child Support Guideline Worksheet includes a required deduction for the additional minor dependents of an obligor or obligee (See line 2 (c) on Family Court form DR-30).

For additional minor dependents of an obligor or obligee, a deduction not to exceed 50% of the child support obligation for the additional child(ren) should be calculated by taking into account the combined gross income of both parents of the additional child(ren). Where the subsequent spouse of the obligor or obligee is unable to contribute to the combined gross income of the additional family by reason of death, incapacity or incarceration, the Court may, in its discretion, deduct up to 100% of the child support obligation for the child(ren) of the

subsequent relationship from the gross income of the obligor or obligee. A second Guideline Worksheet for the subsequent family need not be filed with the Court so long as the Court is satisfied that the deduction for the additional minor dependent(s) is accurate.

## 2. Priority of Support Cases

Pre-existing child support orders constitute a required deduction to gross income (line 2 (a) on the worksheet.) This policy shall continue so long as compliance with the previous order is demonstrated by an obligor. In situations where no child support order has been entered for child(ren) of a prior relationship, a deduction may be allowed by the Court only if a subsequent child support order is entered for child(ren) of the previous relationship. As such, the amount ordered in the later order may be treated as a deduction to the gross income of the obligor. The Court should, therefore, consider each child support obligation in the order in which each case is considered by the Court.

## 3. Split Custody Situations

These situations can take any form of different patterns:

Each party has one child and one person makes more income than the other. A suggested approach is as follows:

- a. Compute combined gross income of both parties;
- b. Find the support obligation from guideline schedule for two children based on combined gross monthly incomes;
- c. Deduct 50% of (b) from each person's gross income to determine adjusted gross income;
- d. Add adjusted gross income of both parties to determine total adjusted monthly income;
- e. Find the support obligation for one child based on combined adjusted monthly income found in (d);
- f. Multiply each party's percentage of (d) times (e);
- g. Deduct lower support obligation from higher support obligation. The higher earning person pays that amount.

*(Please see attached Guideline Worksheet #1 for an example of above.)*

This approach provides both children with support based on the total income available to the parties, and attempts to equalize the situation where one child lives with a parent with less income.

One parent has two or more children/other parent has one child:

- a. Same as above;

- b. Find the support obligation from guideline schedule for total number of children based on combined gross monthly incomes;
- c. Calculate pro rata share of total number of children in placement of each party;
- d. Deduct (b + c) from each person's monthly income to determine adjusted gross monthly incomes for each party;
- e. Add adjusted gross monthly income for each party to determine total adjusted gross income;
- f. Calculate each party's percentage of (e);
- g. Using total adjusted monthly income found in (e), determine each party's support obligation for number of children with each party;
- h. Multiply (f) x (g);
- i. Subtract lower support obligation found in (h) from higher support obligation. The difference is owed by the person having the higher support obligation.

*(Please see attached Guideline Worksheet #2 for an example of above).*

#### **4. Extended Visitation**

No deduction from a basic child support obligation should be allowed by the Court predicated on cumulative daily, weekly or monthly visitation by the obligor with his or her (child(ren)). If allowed, this procedure would engender costly and time-consuming litigation over relatively de minimus adjustments. However, in the discretion of the Court, the Court on a case-by-case basis may consider the following approach in situations where an obligor can satisfactorily demonstrate that a support obligation would be inequitable under RIGL §15-5-16.2 by reason of significant consecutive weeks or months of physical custody of a child(ren), such as custody during summer vacations;

- a. Determine an obligor's weekly and yearly support obligation by utilizing the 2007 schedule;
- b. Determine the number of consecutive weeks during the calendar year that an obligor will have physical custody of the child(ren);
- c. Multiply the weekly support obligation by the number of weeks that an obligor will have physical custody of the child(ren);
- d. Deduct this amount from the total annual support owed by an obligor;
- e. Divide the remaining sum by 52 weeks to obtain the prorated total amount to be paid by an obligor.

Please note that if the aforementioned approach is utilized, it becomes the burden of the obligee to move to modify the prorated child support order when extended visitation does not occur as anticipated. Consequently, this approach should be used cautiously.

**5. Joint/Shared Physical Custody**

In light of the unique nature of an individual joint or shared physical custody arrangement, the Court should exercise its discretion to determine an equitable child support obligation in accordance with the 2007 Monthly Basic Child Support Obligations Schedule and Child Support Guideline Worksheet.

**6. Addressing Medical Support in Child Support Orders**

Any child covered by health insurance through the parent or parent's place of employment at the time the child support order is being established shall continue to be covered by said insurance. If the child is not currently covered by health insurance through the parent or parents' place of employment, the parent or parents shall be required to obtain said insurance through their employment so long as the coverage is deemed "accessible" and so long as the coverage is available at no cost or at a "reasonable cost."

Health insurance coverage shall be deemed "accessible" if the child or children who are the subject of the order live within the geographical area covered by the plan.

"Reasonable cost" shall be defined as being five percent (5%) or less of the gross income of the parent. The Court, in its discretion, shall continue to retain the right to order a parent to obtain health insurance coverage even if the cost exceeds five percent (5%), if the cost is still deemed "reasonable" under all the circumstances. In multiple order cases "reasonable cost" is deemed 5% for the first order; 2.5% for the second order; 0% for all subsequent orders.

In the event that the Court determines that the health insurance is "not accessible" or the Court determines that the cost to obtain health insurance for the child is "not reasonable", the obligor shall be required to make a five percent (5%) medical cash contribution in addition to the basic order of child support.

The child support Guideline Worksheet (DR-30) continues to reflect the medical cash contribution order. The basic order of child support shall be reflected on line 11 of the Revised Child support Guideline Worksheet (DR-30). The medical cash contribution portion of the order shall be reflected on line 12 of the Revised Child Support Guideline Worksheet (DR-30). The Total Amount Ordered (the total of lines 11 and 12) shall be reflected on Line 13 of the Revised Child Support Guideline Worksheet (DR-30).

If the child is on RItE Care, RItE Share, or its equivalent, the expectation is the State of Rhode Island will retain the medical cash contribution.

If the child is covered under private insurance provided to the custodial parent through his/her place of employment (at a cost to the custodial parent), the

expectation is that the custodial parent will retain the medical cash contribution up to his/her actual cost. If the child is covered under private insurance provided to the custodial parent through employment (at no cost or a cost of less than five percent (5% of the non-custodial parent's gross income) then the obligor's medical cash contribution shall not exceed the actual premium cost to the custodial parent.

In multiple order cases "reasonable cost" is deemed 5% for the first order; 2.5% for the second order; 0% for all subsequent orders.

Parents shall continue to receive an "above the line" deduction for any health insurance premium paid for the child on Line 2 (b) of the Revised Child Support Guideline Worksheet (DR-30). Parents shall also continue to receive an "above the line" deduction for any medical cash contribution ordered in the case under consideration or a pre-existing order on Line 2 (b) of the Revised Child Support Guideline Worksheet (DR-30).

*(Please see attached Guideline Worksheet #3 for an example of above).*

7. **Supplemental Security Income (SSI)**

If a child is the recipient of SSI payments, said payments are not to be treated as a resource of the child for purposes of modification or calculation of child support.

8. **Combined Monthly Income in Excess of \$30,000**

For combined annual income in excess of \$360,000, it is recommended that the Court exercise its discretion to order child support amounts above the obligation described for \$30,000 of combined gross monthly income. The Court should determine the monthly support obligation for \$30,000 per month in combined gross monthly income. The Court should then compute the ratio of total combined income to \$360,000 by dividing total income by \$360,000. The ratio percentage should be multiplied by the child support obligation set at \$30,000 per month to arrive at an appropriate upward adjustment.

For example, in a situation where combined gross income is \$400,000 with two children of the union, divide \$400,000 by \$360,000 and multiply the percentage by \$2,960, the minimum monthly support obligation for two children at \$30,000 combined monthly income (the maximum income set forth in the amended schedule). The computation would be as follows:  $\$400,000 \div \$360,000 = 1.11 \times \$2,960 = \$3,285.60$  monthly child support obligation for a combined annual income of \$400,000.

*(Please see attached Guideline Worksheet #4 for an example of above).*






In unique circumstances, the Court in its discretion may analyze situations with combined gross monthly income in excess of \$360,000 on a case-by-case basis to arrive at an equitable child support order predicated on the original concept discussed in Administrative Order 87-2 that a child should receive the same proportion of parental support that he/she would have received had the parents remained in the same household.

In all other respects, not inconsistent herewith, the procedures set forth in Administrative Orders 87-2, 97-8 and 2002-3 should be followed.

9/14/07  
\_\_\_\_\_  
Date

  
\_\_\_\_\_  
Jeremiah S. Jeremiah, Jr.  
Chief Judge



STATE OF RHODE ISLAND  
AND  
PROVIDENCE PLANTATIONS

FAMILY COURT  
CHILD SUPPORT  
GUIDELINE WORKSHEET

COUNTY \_\_\_\_\_ CIVIL ACTION-FILE NO. \_\_\_\_\_  
 PLAINTIFF \_\_\_\_\_ VS. DEFENDANT \_\_\_\_\_  
 PLAINTIFF SOC. SEC. NO. \_\_\_\_\_ DEFENDANT SOC. SEC. NO. \_\_\_\_\_

To be filed with complaints on divorce, bed & board, miscellaneous complaints and when an answer or modification is filed.

	<u>Plaintiff</u>	<u>Defendant</u>	<u>Combined</u>
Number of Children: _____			
1. Monthly Gross Income	\$ _____	\$ _____	XXX
2. <u>Required Deductions:</u>			
a. Preexisting Child Support Payments	-	-	XXX
b. Health Insurance Premiums or Medical Cash Contributions:	-	-	XXX
c. Additional Minor Dependents	-	-	
3. <u>Optional Adjustments in the Discretion of the Court</u>			
a. Pension/Retirement Payments	-	-	XXX
b. Life Insurance Premium Payments	-	-	XXX
c. Parent's Extraordinary Medical Exp.	-	-	XXX
d. Income Tax Exemptions Adjustment	+	+	XXX
e. Payments of Assigned Marital Debts	-	-	XXX
4. Monthly Adjusted Gross Income (line 1 minus lines 2 and 3)	\$ -	\$ -	\$ -
5. Percentage Share of Income (line 4 parent's income divided by line 4 combined income)			<u>100%</u>
6. Basic Child Support Obligation (apply line 4 combined income to child support table)	XXX	XXX	
7. Work-Related Child Care Costs (actual costs minus federal tax credit)	XXX	XXX	
8. Total Child Support Obligation (add lines 6 and 7)	XXX	XXX	\$ -
9. Parent's Child Support Obligation (for each parent, line 5 percentage X line 8)	\$ _____	\$ _____	XXX
10. Recommended Child Support Order (enter line 9 amount for <u>non-custodial parent</u> only; leave other column blank)	\$ _____	\$ _____	XXX
11. Basic Support Amount Ordered:	\$ _____	\$ _____	
12. Cash Medical Ordered	\$ _____	\$ _____	
13. TOTAL AMOUNT ORDERED: (Add lines 11 and 12)	\$ _____	per \$ _____	

Prepared and presented by/for plaintiff: \_\_\_\_\_ by/for defendant: \_\_\_\_\_  
DATE DATE

Prepared and presented by Office of Child Support Enforcement (if applicable) \_\_\_\_\_  
DATE

Approved as presented \_\_\_\_\_ Enter \_\_\_\_\_



WORKSHEET #1



STATE OF RHODE ISLAND  
AND  
PROVIDENCE PLANTATIONS

FAMILY COURT  
CHILD SUPPORT  
GUIDELINE WORKSHEET

Split Custody: 1 Child Each Parent

COUNTY \_\_\_\_\_ CIVIL ACTION-FILE NO. \_\_\_\_\_  
 PLAINTIFF \_\_\_\_\_ VS. DEFENDANT \_\_\_\_\_  
 PLAINTIFF SOC. SEC. NO. \_\_\_\_\_ DEFENDANT SOC. SEC. NO. \_\_\_\_\_

To be filed with complaints on divorce, bed & board, miscellaneous complaints and when an answer or modification is filed.

	<u>Plaintiff</u>	<u>Defendant</u>	<u>Combined</u>
Number of Children: <u>2 (one each home)</u>			
1. Monthly Gross Income	\$ <u>1,000.00</u>	\$ <u>1,500.00</u>	\$ <u>2,500.00</u>
2. <u>Required Deductions:</u>			
a. Preexisting Child Support Payments	- <u>362.00</u>	- <u>362.00</u>	XXX
b. Health Insurance Premiums or Medical Cash Contributions:	- _____	- _____	XXX
c. Additional Minor Dependents	- _____	- _____	
3. <u>Optional Adjustments in the Discretion of the Court</u>			
a. Pension/Retirement Payments	- _____	- _____	XXX
b. Life Insurance Premium Payments	- _____	- _____	XXX
c. Parent's Extraordinary Medical Exp.	- _____	- _____	XXX
d. Income Tax Exemptions Adjustment	+ _____	+ _____	XXX
e. Payments of Assigned Marital Debts	- _____	- _____	XXX
4. Monthly Adjusted Gross Income (line 1 minus lines 2 and 3)	\$ <u>638.00</u>	\$ <u>1,138.00</u>	\$ <u>1,776.00</u>
5. Percentage Share of Income (line 4 parent's income divided by line 4 combined income)	<u>36%</u>	<u>64%</u>	<u>100%</u>
6. Basic Child Support Obligation (apply line 4 combined income to child support table) <sup>for other</sup> <sub>child</sub>	XXX	XXX	<u>377.00</u>
7. Work-Related Child Care Costs (actual costs minus federal tax credit)	XXX	XXX	
8. Total Child Support Obligation (add lines 6 and 7)	XXX	XXX	\$ <u>377.00</u>
9. Parent's Child Support Obligation (for each parent, line 5 percentage X line 8)	\$ <u>136.00</u>	\$ <u>241.00</u>	XXX
10. Recommended Child Support Order (enter line 9 amount for <u>non-custodial parent</u> only; leave other column blank)	\$ _____	\$ <u>105.00</u>	XXX
11. Basic Support Amount Ordered:	\$ _____	\$ <u>105.00</u>	
12. Cash Medical Ordered	\$ _____	\$ _____	
13. TOTAL AMOUNT ORDERED: (Add lines 11 and 12)	\$ <u>105.00</u>	per \$ <u>Month</u>	

Prepared and presented by/for plaintiff: \_\_\_\_\_ by/for defendant: \_\_\_\_\_  
 DATE DATE

Prepared and presented by Office of Child Support Enforcement (if applicable) \_\_\_\_\_  
 DATE

Approved as presented \_\_\_\_\_ Enter \_\_\_\_\_



WORKSHEET #2



STATE OF RHODE ISLAND  
AND  
PROVIDENCE PLANTATIONS

FAMILY COURT  
CHILD SUPPORT  
GUIDELINE WORKSHEET

Split Custody: 2 Children 1 Parent/1Child Other Parent

COUNTY \_\_\_\_\_ CIVIL ACTION-FILE NO. \_\_\_\_\_  
 PLAINTIFF \_\_\_\_\_ VS. DEFENDANT \_\_\_\_\_  
 PLAINTIFF SOC. SEC. NO. \_\_\_\_\_ DEFENDANT SOC. SEC. NO. \_\_\_\_\_

To be filed with complaints on divorce, bed & board, miscellaneous complaints and when an answer or modification is filed.

	3 (2 children reside w/P; 1 child resides w/D)	Plaintiff	Defendant	Combined
1. Monthly Gross Income	\$ 1,000.00	\$ 1,500.00	\$ 2,500.00	
2. <u>Required Deductions:</u>				
a. Preexisting Child Support Payments	- 595.00	- 297.00		XXX
b. Health Insurance Premiums or Medical Cash Contributions:	-	-		XXX
c. Additional Minor Dependents	-	-		
3. <u>Optional Adjustments in the Discretion of the Court</u>				
a. Pension/Retirement Payments	-	-		XXX
b. Life Insurance Premium Payments	-	-		XXX
c. Parent's Extraordinary Medical Exp.	-	-		XXX
d. Income Tax Exemptions Adjustment	±	±		XXX
e. Payments of Assigned Marital Debts	-	-		XXX
4. Monthly Adjusted Gross Income (line 1 minus lines 2 and 3)	\$ 405.00	\$ 1,203.00	\$ 1,608.00	
5. Percentage Share of Income (line 4 parent's income divided by line 4 combined income)	25%	75%		100%
6. Basic Child Support Obligation (apply line 4 combined income to child support table)	\$ 315.00	\$ 487.00		
7. Work-Related Child Care Costs (actual costs minus federal tax credit)	XXX	XXX		
8. Total Child Support Obligation (add lines 6 and 7)	XXX	XXX	\$	
9. Parent's Child Support Obligation (for each parent, line 5 percentage X line 8)	\$ 79.00	\$ 365.00		XXX
10. Recommended Child Support Order (enter (25% of \$315=\$79) line 9 amount for <u>non-custodial parent</u> only; leave other column blank)	\$ 365 minus \$79 = \$286	\$ 365 minus \$79 = \$286		XXX
11. Basic Support Amount Ordered:	\$ 286.00	\$ 286.00		
12. Cash Medical Ordered	\$	\$		
13. TOTAL AMOUNT ORDERED: (Add lines 11 and 12)	\$ 286.00	per \$ <u>Month (D pays to P)</u> wl./bi-wk./mo.		

Prepared and presented by/for plaintiff: \_\_\_\_\_ by/for defendant: \_\_\_\_\_  
 DATE DATE


Prepared and presented by Office of Child Support Enforcement (if applicable) \_\_\_\_\_  
 DATE

Approved as presented \_\_\_\_\_ Enter \_\_\_\_\_  
 DATE

FINDING OF FACTS AND JUDGE'S COMMENTS:

Horizontal lines for writing the finding of facts and judge's comments.





STATE OF RHODE ISLAND  
AND  
PROVIDENCE PLANTATIONS

FAMILY COURT  
CHILD SUPPORT  
GUIDELINE WORKSHEET

**Medical Cash Contribution Order**  
(When Health Insurance Cost is not "Reasonable")


COUNTY \_\_\_\_\_ CIVIL ACTION-FILE NO. \_\_\_\_\_  
 PLAINTIFF \_\_\_\_\_ VS. DEFENDANT \_\_\_\_\_  
 PLAINTIFF SOC. SEC. NO. \_\_\_\_\_ DEFENDANT SOC. SEC. NO. \_\_\_\_\_

To be filed with complaints on divorce, bed & board, miscellaneous complaints and when an answer or modification is filed.

	<u>Plaintiff</u>	<u>Defendant</u>	<u>Combined</u>
Number of Children: <u>1</u>			
1. Monthly Gross Income	\$ <u>1,000.00</u>	\$ <u>2,500.00</u>	XXX
2. <u>Required Deductions:</u>			
a. Preexisting Child Support Payments	-	-	XXX
b. Health Insurance Premiums or Medical Cash Contributions:	-	-	XXX
c. Additional Minor Dependents	-	-	-
<u>0</u>	<u>0</u>	<u>125.00 (5% of Gross)</u>	
3. <u>Optional Adjustments in the Discretion of the Court</u>			
a. Pension/Retirement Payments	-	-	XXX
b. Life Insurance Premium Payments	-	-	XXX
c. Parent's Extraordinary Medical Exp.	-	-	XXX
d. Income Tax Exemptions Adjustment	+	+	XXX
e. Payments of Assigned Marital Debts	-	-	XXX
4. Monthly Adjusted Gross Income (line 1 minus lines 2 and 3)	\$ <u>1,000.00</u>	\$ <u>2,375.00</u>	\$ <u>3,375.00</u>
5. Percentage Share of Income (line 4 parent's income divided by line 4 combined income)	<u>30%</u>	<u>70%</u>	<u>100%</u>
6. Basic Child Support Obligation (apply line 4 combined income to child support table)	XXX	XXX	<u>659.00</u>
7. Work-Related Child Care Costs (actual costs minus federal tax credit)	XXX	XXX	<u>0</u>
8. Total Child Support Obligation (add lines 6 and 7)	XXX	XXX	\$ <u>659.00</u>
9. Parent's Child Support Obligation (for each parent, line 5 percentage X line 8)	\$ <u>198.00</u>	\$ <u>461.00</u>	XXX
10. Recommended Child Support Order (enter line 9 amount for <u>non-custodial parent only</u> ; leave other column blank)	\$ _____	\$ <u>461.00</u>	XXX
11. Basic Support Amount Ordered:	\$ _____	\$ <u>461.00</u>	
12. Cash Medical Ordered	\$ _____	\$ <u>125.00</u>	
13. TOTAL AMOUNT ORDERED: (Add lines 11 and 12)	\$ <u>586.00</u>	per \$ <u>Month</u>	

Prepared and presented by/for plaintiff: \_\_\_\_\_ by/for defendant: \_\_\_\_\_  
 DATE \_\_\_\_\_ DATE \_\_\_\_\_  
 Prepared and presented by Office of Child Support Enforcement (if applicable) \_\_\_\_\_ DATE \_\_\_\_\_  
 Approved as presented \_\_\_\_\_ Enter \_\_\_\_\_ DATE \_\_\_\_\_





STATE OF RHODE ISLAND  
AND  
PROVIDENCE PLANTATIONS

FAMILY COURT  
CHILD SUPPORT  
GUIDELINE WORKSHEET

Calculation of Child Support  
For Combined Monthly Gross Income in Excess of \$30,000

COUNTY \_\_\_\_\_ CIVIL ACTION-FILE NO. \_\_\_\_\_  
 PLAINTIFF \_\_\_\_\_ VS. DEFENDANT \_\_\_\_\_  
 PLAINTIFF SOC. SEC. NO. \_\_\_\_\_ DEFENDANT SOC. SEC. NO. \_\_\_\_\_

To be filed with complaints on divorce, bed & board, miscellaneous complaints and when an answer or modification is filed.

	<u>Plaintiff</u>	<u>Defendant</u>	<u>Combined</u>
Number of Children: <u>2 (reside with P)</u>			
1. Monthly Gross Income	\$ <u>7,500.00</u>	\$ <u>30,000.00</u>	XXX
2. <u>Required Deductions:</u>			
a. Preexisting Child Support Payments	-	-	XXX
b. Health Insurance Premiums or Medical Cash Contributions:	-	-	XXX
c. Additional Minor Dependents	- <u>0</u>	- <u>No Cost Via Employment</u>	
3. <u>Optional Adjustments in the Discretion of the Court</u>			
a. Pension/Retirement Payments	-	-	XXX
b. Life Insurance Premium Payments	-	-	XXX
c. Parent's Extraordinary Medical Exp.	-	-	XXX
d. Income Tax Exemptions Adjustment	+ _____	+ _____	XXX
e. Payments of Assigned Marital Debts	-	-	XXX
4. Monthly Adjusted Gross Income (line 1 minus lines 2 and 3)	\$ <u>7,500.00</u>	\$ <u>30,000.00</u>	\$ <u>37,500.00</u>
5. Percentage Share of Income (line 4 parent's income divided by line 4 combined income)	<u>20%</u>	<u>80%</u>	<u>100%</u>
6. Basic Child Support Obligation (apply line 4 combined income to child support table)	XXX	XXX	<u>*3,700.00</u>
7. Work-Related Child Care Costs (actual costs minus federal tax credit)	XXX	XXX	<u>0</u>
8. Total Child Support Obligation (add lines 6 and 7)	XXX	XXX	\$ <u>3,700.00</u>
9. Parent's Child Support Obligation (for each parent, line 5 percentage X line 8)	\$ <u>740.00</u>	\$ <u>2,960.00</u>	XXX
10. Recommended Child Support Order (enter line 9 amount for <u>non-custodial parent only</u> ; leave other column blank)	\$ _____	\$ <u>2,960.00</u>	XXX
11. Basic Support Amount Ordered:	\$ _____	\$ <u>2,960.00</u>	
12. Cash Medical Ordered	\$ _____	\$ _____	
13. TOTAL AMOUNT ORDERED: (Add lines 11 and 12)	\$ <u>688.00</u>	per \$ <u>week</u>	

Prepared and presented by/for plaintiff: \_\_\_\_\_ by/for defendant: \_\_\_\_\_

DATE \_\_\_\_\_ DATE \_\_\_\_\_

Prepared and presented by Office of Child Support Enforcement (if applicable) \_\_\_\_\_

Approved as presented \_\_\_\_\_ DATE \_\_\_\_\_

Enter \_\_\_\_\_

\*\$450,000 (combined annual gross income)  
divided by \$360,000 (highest combined  
annual gross income on schedule = 1.25 x  
\$2,960. (monthly obligation for 2 children  
for \$360,000 annual gross income = \$3,700  
monthly child support obligation for a  
combined annual income of \$450,000 (over)



# Child and Dependent Care Expenses

▶ Attach to Form 1040 or Form 1040NR.  
 ▶ See separate instructions.

Your social security number

**Before you begin:** You need to understand the following terms. See **Definitions** on page 1 of the instructions.

- **Dependent Care Benefits**
- **Qualifying Person(s)**
- **Qualified Expenses**

**Part I** **Persons or Organizations Who Provided the Care—You must complete this part.**  
 (If you need more space, use the bottom of page 2.)

1	(a) Care provider's name	(b) Address (number, street, apt. no., city, state, and ZIP code)	(c) Identifying number (SSN or EIN)	(d) Amount paid (see instructions)

Did you receive dependent care benefits?

No → Complete only Part II below.  
 Yes → Complete Part III on the back next.

**Caution.** If the care was provided in your home, you may owe employment taxes. See the instructions for Form 1040, line 62, or Form 1040NR, line 57.

**Part II** **Credit for Child and Dependent Care Expenses**

**2** Information about your **qualifying person(s)**. If you have more than two qualifying persons, see the instructions.

(a) Qualifying person's name		(b) Qualifying person's social security number	(c) Qualified expenses you incurred and paid in 2006 for the person listed in column (a)
First	Last		

<b>3</b>	Add the amounts in column (c) of line 2. Do not enter more than \$3,000 for one qualifying person or \$6,000 for two or more persons. If you completed Part III, enter the amount from line 33																																																														
<b>4</b>	Enter your <b>earned income</b> . See instructions																																																														
<b>5</b>	If married filing jointly, enter your spouse's earned income (if your spouse was a student or was disabled, see the instructions); <b>all others</b> , enter the amount from line 4																																																														
<b>6</b>	Enter the <b>smallest</b> of line 3, 4, or 5																																																														
<b>7</b>	Enter the amount from Form 1040, line 38, or Form 1040NR, line 36																																																														
<b>8</b>	Enter on line 8 the decimal amount shown below that applies to the amount on line 7																																																														
	<table style="width: 100%; border-collapse: collapse;"> <tr> <th colspan="3">If line 7 is:</th> <th colspan="3">If line 7 is:</th> </tr> <tr> <th>Over</th> <th>But not over</th> <th>Decimal amount is</th> <th>Over</th> <th>But not over</th> <th>Decimal amount is</th> </tr> <tr> <td>\$0—15,000</td> <td></td> <td>.35</td> <td>\$29,000—31,000</td> <td></td> <td>.27</td> </tr> <tr> <td>15,000—17,000</td> <td></td> <td>.34</td> <td>31,000—33,000</td> <td></td> <td>.26</td> </tr> <tr> <td>17,000—19,000</td> <td></td> <td>.33</td> <td>33,000—35,000</td> <td></td> <td>.25</td> </tr> <tr> <td>19,000—21,000</td> <td></td> <td>.32</td> <td>35,000—37,000</td> <td></td> <td>.24</td> </tr> <tr> <td>21,000—23,000</td> <td></td> <td>.31</td> <td>37,000—39,000</td> <td></td> <td>.23</td> </tr> <tr> <td>23,000—25,000</td> <td></td> <td>.30</td> <td>39,000—41,000</td> <td></td> <td>.22</td> </tr> <tr> <td>25,000—27,000</td> <td></td> <td>.29</td> <td>41,000—43,000</td> <td></td> <td>.21</td> </tr> <tr> <td>27,000—29,000</td> <td></td> <td>.28</td> <td>43,000—No limit</td> <td></td> <td>.20</td> </tr> </table>	If line 7 is:			If line 7 is:			Over	But not over	Decimal amount is	Over	But not over	Decimal amount is	\$0—15,000		.35	\$29,000—31,000		.27	15,000—17,000		.34	31,000—33,000		.26	17,000—19,000		.33	33,000—35,000		.25	19,000—21,000		.32	35,000—37,000		.24	21,000—23,000		.31	37,000—39,000		.23	23,000—25,000		.30	39,000—41,000		.22	25,000—27,000		.29	41,000—43,000		.21	27,000—29,000		.28	43,000—No limit		.20		
If line 7 is:			If line 7 is:																																																												
Over	But not over	Decimal amount is	Over	But not over	Decimal amount is																																																										
\$0—15,000		.35	\$29,000—31,000		.27																																																										
15,000—17,000		.34	31,000—33,000		.26																																																										
17,000—19,000		.33	33,000—35,000		.25																																																										
19,000—21,000		.32	35,000—37,000		.24																																																										
21,000—23,000		.31	37,000—39,000		.23																																																										
23,000—25,000		.30	39,000—41,000		.22																																																										
25,000—27,000		.29	41,000—43,000		.21																																																										
27,000—29,000		.28	43,000—No limit		.20																																																										
<b>9</b>	Multiply line 6 by the decimal amount on line 8. If you paid 2005 expenses in 2006, see the instructions																																																														
<b>10</b>	Enter the amount from Form 1040, line 46, minus any amount on Form 1040, line 47, or Form 1040NR, line 43, minus any amount on Form 1040NR, line 44																																																														
<b>11</b>	<b>Credit for child and dependent care expenses.</b> Enter the <b>smaller</b> of line 9 or line 10 here and on Form 1040, line 48, or Form 1040NR, line 45																																																														

**Part III Dependent Care Benefits**

<p><b>12</b> Enter the total amount of <b>dependent care benefits</b> you received in 2006. Amounts you received as an employee should be shown in box 10 of your Form(s) W-2. <b>Do not</b> include amounts reported as wages in box 1 of Form(s) W-2. If you were self-employed or a partner, include amounts you received under a dependent care assistance program from your sole proprietorship or partnership . . . . .</p>	<b>12</b>		
<p><b>13</b> Enter the amount, if any, you carried over from 2005 and used in 2006 during the grace period. See instructions . . . . .</p>	<b>13</b>		
<p><b>14</b> Enter the amount, if any, you forfeited or carried forward to 2007. See instructions . . . . .</p>	<b>14</b>		
<p><b>15</b> Combine lines 12 through 14. See instructions . . . . .</p>	<b>15</b>		
<p><b>16</b> Enter the total amount of <b>qualified expenses</b> incurred in 2006 for the care of the <b>qualifying person(s)</b> . . . . .</p>	<b>16</b>		
<p><b>17</b> Enter the <b>smaller</b> of line 15 or 16 . . . . .</p>	<b>17</b>		
<p><b>18</b> Enter your <b>earned income</b>. See instructions . . . . .</p>	<b>18</b>		
<p><b>19</b> Enter the amount shown below that applies to you.</p> <ul style="list-style-type: none"> <li>• If married filing jointly, enter your spouse's earned income (if your spouse was a student or was disabled, see the instructions for line 5).</li> <li>• If married filing separately, see the instructions for the amount to enter.</li> <li>• All others, enter the amount from line 18.</li> </ul>	<b>19</b>		
<p><b>20</b> Enter the <b>smallest</b> of line 17, 18, or 19 . . . . .</p>	<b>20</b>		
<p><b>21</b> Enter the amount from line 12 that you received from your sole proprietorship or partnership. If you did not receive any such amounts, enter -0- . . . . .</p>	<b>21</b>		
<p><b>22</b> Subtract line 21 from line 15 . . . . .</p>	<b>22</b>		
<p><b>23</b> Enter \$5,000 (\$2,500 if married filing separately <b>and</b> you were required to enter your spouse's earned income on line 19) . . . . .</p>	<b>23</b>		
<p><b>24</b> <b>Deductible benefits.</b> Enter the <b>smallest</b> of line 20, 21, or 23. Also, include this amount on the appropriate line(s) of your return. See instructions . . . . .</p>	<b>24</b>		
<p><b>25</b> Enter the <b>smaller</b> of line 20 or 23 . . . . .</p>	<b>25</b>		
<p><b>26</b> Enter the amount from line 24 . . . . .</p>	<b>26</b>		
<p><b>27</b> <b>Excluded benefits.</b> Subtract line 26 from line 25. If zero or less, enter -0- . . . . .</p>	<b>27</b>		
<p><b>28</b> <b>Taxable benefits.</b> Subtract line 27 from line 22. If zero or less, enter -0-. Also, include this amount on Form 1040, line 7, or Form 1040NR, line 8. On the dotted line next to Form 1040, line 7, or Form 1040NR, line 8, enter "DCB". . . . .</p>	<b>28</b>		

To claim the child and dependent care credit, complete lines 29–33 below.

<p><b>29</b> Enter \$3,000 (\$6,000 if two or more qualifying persons) . . . . .</p>	<b>29</b>		
<p><b>30</b> Add lines 24 and 27 . . . . .</p>	<b>30</b>		
<p><b>31</b> Subtract line 30 from line 29. If zero or less, <b>stop</b>. You cannot take the credit. <b>Exception.</b> If you paid 2005 expenses in 2006, see the instructions for line 9 . . . . .</p>	<b>31</b>		
<p><b>32</b> Complete line 2 on the front of this form. <b>Do not</b> include in column (c) any benefits shown on line 30 above. Then, add the amounts in column (c) and enter the total here . . . . .</p>	<b>32</b>		
<p><b>33</b> Enter the <b>smaller</b> of line 31 or 32. Also, enter this amount on line 3 on the front of this form and complete lines 4–11 . . . . .</p>	<b>33</b>		

**Rhode Island**  
**Monthly Basic Child Support Obligations**  
**Effective November 1, 2007**

Combined Gross Monthly Income	One Child	Two Children	Three Children	Four Children	Five Children	Six Children
800.00	50	50	50	50	50	50
850.00	50	50	50	50	50	50
900.00	50	50	50	50	50	50
950.00	50	50	50	50	50	50
1000.00	50	50	50	50	50	50
1050.00	74	75	76	77	78	78
1100.00	110	111	112	113	115	116
1150.00	145	147	148	150	152	153
1200.00	180	182	184	186	188	190
1250.00	216	218	221	223	225	228
1300.00	251	254	257	260	262	265
1350.00	287	290	293	296	299	302
1400.00	305	326	329	333	336	340
1450.00	314	359	363	367	371	375
1500.00	323	393	397	402	406	410
1550.00	332	426	431	436	440	445
1600.00	341	460	465	470	475	480
1650.00	350	493	499	504	510	515
1700.00	359	522	533	538	544	550
1750.00	368	535	567	573	579	585
1800.00	377	548	600	607	613	620
1850.00	386	561	634	641	648	655
1900.00	395	573	668	675	683	690
1950.00	403	586	702	710	717	725
2000.00	412	598	736	744	752	760
2050.00	421	611	756	778	786	795
2100.00	430	624	772	812	821	830
2150.00	439	636	789	846	856	865
2200.00	447	649	805	881	890	900
2250.00	456	661	821	915	925	935
2300.00	465	674	837	945	959	970
2350.00	474	686	851	960	994	1005
2400.00	482	699	865	976	1029	1039
2450.00	491	712	879	991	1063	1074
2500.00	500	724	892	1006	1097	1109
2550.00	509	737	906	1022	1114	1144

**Rhode Island**  
**Monthly Basic Child Support Obligations**  
**Effective November 1, 2007**

Combined Gross Monthly Income	One Child	Two Children	Three Children	Four Children	Five Children	Six Children
2600.00	517	749	919	1037	1131	1179
2650.00	526	762	933	1052	1147	1214
2700.00	535	775	947	1067	1164	1245
2750.00	544	787	960	1083	1181	1263
2800.00	553	800	974	1098	1197	1281
2850.00	562	813	987	1113	1214	1299
2900.00	571	826	1001	1128	1231	1317
2950.00	580	839	1015	1144	1248	1335
3000.00	589	852	1027	1157	1262	1350
3050.00	597	865	1037	1169	1276	1365
3100.00	606	878	1048	1181	1289	1382
3150.00	615	891	1059	1193	1302	1402
3200.00	624	904	1070	1206	1315	1423
3250.00	633	917	1081	1218	1329	1444
3300.00	642	930	1096	1230	1347	1464
3350.00	651	943	1112	1242	1366	1485
3400.00	659	954	1125	1256	1382	1502
3450.00	666	965	1137	1271	1398	1519
3500.00	673	976	1150	1285	1413	1536
3550.00	681	986	1163	1299	1429	1553
3600.00	688	997	1175	1313	1444	1570
3650.00	695	1008	1188	1327	1460	1587
3700.00	702	1018	1200	1340	1474	1603
3750.00	708	1026	1211	1353	1488	1618
3800.00	714	1035	1222	1365	1502	1632
3850.00	719	1044	1233	1378	1515	1647
3900.00	725	1053	1244	1390	1529	1662
3950.00	731	1062	1255	1402	1542	1677
4000.00	736	1071	1266	1415	1556	1691
4050.00	742	1079	1277	1427	1570	1706
4100.00	748	1088	1289	1439	1583	1721
4150.00	753	1097	1300	1452	1597	1736
4200.00	759	1106	1311	1464	1610	1751
4250.00	765	1115	1322	1476	1624	1765
4300.00	771	1124	1333	1489	1638	1780
4350.00	776	1132	1344	1501	1651	1795
4400.00	782	1141	1355	1513	1665	1810



**Rhode Island**  
**Monthly Basic Child Support Obligations**  
**Effective November 1, 2007**

Combined Gross Monthly Income	One Child	Two Children	Three Children	Four Children	Five Children	Six Children
4450.00	788	1150	1366	1526	1678	1824
4500.00	793	1159	1377	1538	1692	1839
4550.00	799	1168	1388	1551	1706	1854
4600.00	805	1177	1399	1563	1719	1869
4650.00	810	1185	1410	1575	1733	1884
4700.00	816	1194	1421	1588	1746	1898
4750.00	822	1203	1432	1600	1760	1913
4800.00	827	1212	1444	1613	1774	1928
4850.00	832	1220	1455	1626	1788	1944
4900.00	837	1229	1467	1639	1803	1960
4950.00	842	1237	1479	1652	1817	1975
5000.00	847	1246	1491	1665	1831	1991
5050.00	852	1254	1502	1678	1846	2006
5100.00	857	1263	1514	1691	1860	2022
5150.00	862	1271	1526	1704	1874	2038
5200.00	867	1280	1537	1717	1889	2053
5250.00	872	1289	1549	1730	1903	2069
5300.00	877	1297	1561	1743	1918	2084
5350.00	882	1306	1572	1756	1932	2100
5400.00	887	1314	1584	1769	1946	2116
5450.00	892	1323	1596	1782	1961	2131
5500.00	896	1331	1607	1795	1975	2147
5550.00	901	1340	1619	1808	1989	2162
5600.00	906	1348	1631	1821	2004	2178
5650.00	911	1357	1642	1835	2018	2194
5700.00	916	1365	1654	1848	2032	2209
5750.00	921	1374	1666	1861	2047	2225
5800.00	926	1383	1677	1874	2061	2240
5850.00	931	1391	1689	1887	2075	2256
5900.00	936	1399	1699	1898	2088	2270
5950.00	940	1406	1710	1910	2101	2283
6000.00	944	1414	1720	1921	2113	2297
6050.00	948	1421	1730	1932	2125	2310
6100.00	953	1428	1740	1943	2138	2324
6150.00	957	1436	1750	1955	2150	2337
6200.00	961	1443	1760	1966	2163	2351
6250.00	966	1451	1770	1977	2175	2364

**Rhode Island**  
**Monthly Basic Child Support Obligations**  
**Effective November 1, 2007**

Combined Gross Monthly Income	One Child	Two Children	Three Children	Four Children	Five Children	Six Children
6300.00	970	1458	1780	1988	2187	2378
6350.00	974	1465	1790	2000	2200	2391
6400.00	978	1473	1800	2011	2212	2405
6450.00	983	1480	1810	2022	2225	2418
6500.00	987	1488	1821	2034	2237	2432
6550.00	991	1495	1831	2045	2249	2445
6600.00	995	1503	1841	2056	2262	2458
6650.00	1000	1510	1851	2067	2274	2472
6700.00	1004	1517	1861	2079	2287	2485
6750.00	1008	1525	1871	2090	2299	2499
6800.00	1013	1532	1881	2101	2311	2512
6850.00	1017	1540	1891	2112	2324	2526
6900.00	1021	1547	1901	2124	2336	2539
6950.00	1025	1554	1911	2135	2349	2553
7000.00	1029	1561	1922	2146	2361	2566
7050.00	1032	1568	1931	2157	2373	2579
7100.00	1035	1574	1941	2168	2385	2592
7150.00	1039	1581	1950	2179	2396	2605
7200.00	1042	1587	1960	2189	2408	2618
7250.00	1045	1594	1970	2202	2420	2631
7300.00	1049	1600	1979	2214	2432	2644
7350.00	1052	1607	1989	2226	2444	2656
7400.00	1055	1613	1999	2237	2456	2669
7450.00	1058	1620	2008	2249	2467	2682
7500.00	1062	1626	2018	2260	2479	2695
7550.00	1065	1633	2027	2272	2491	2708
7600.00	1068	1639	2037	2283	2503	2721
7650.00	1072	1646	2047	2295	2515	2734
7700.00	1075	1652	2056	2306	2527	2746
7750.00	1078	1659	2066	2318	2538	2759
7800.00	1081	1665	2076	2329	2550	2772
7850.00	1085	1672	2085	2341	2562	2785
7900.00	1088	1678	2095	2352	2574	2798
7950.00	1091	1685	2104	2364	2586	2811
8000.00	1095	1691	2114	2375	2598	2823
8050.00	1098	1698	2124	2387	2609	2836
8100.00	1101	1704	2133	2399	2621	2849

**Rhode Island**  
**Monthly Basic Child Support Obligations**  
**Effective November 1, 2007**

Combined Gross Monthly Income	One Child	Two Children	Three Children	Four Children	Five Children	Six Children
8150.00	1106	1713	2144	2410	2634	2864
8200.00	1112	1722	2155	2422	2648	2879
8250.00	1118	1731	2167	2433	2662	2894
8300.00	1124	1740	2178	2445	2676	2909
8350.00	1130	1749	2190	2456	2690	2924
8400.00	1136	1758	2201	2468	2704	2939
8450.00	1141	1767	2212	2479	2718	2955
8500.00	1147	1776	2224	2491	2732	2970
8550.00	1153	1785	2235	2502	2746	2985
8600.00	1159	1794	2246	2514	2760	3000
8650.00	1165	1803	2258	2525	2774	3015
8700.00	1170	1812	2269	2537	2788	3031
8750.00	1176	1821	2280	2547	2802	3046
8800.00	1182	1830	2292	2560	2816	3061
8850.00	1187	1839	2301	2572	2829	3075
8900.00	1192	1847	2309	2583	2841	3089
8950.00	1196	1856	2318	2595	2854	3102
9000.00	1201	1865	2326	2606	2867	3116
9050.00	1206	1873	2335	2618	2879	3130
9100.00	1211	1882	2344	2629	2892	3144
9150.00	1216	1890	2352	2641	2905	3157
9200.00	1221	1899	2361	2652	2917	3171
9250.00	1225	1907	2370	2663	2930	3185
9300.00	1230	1916	2378	2675	2942	3198
9350.00	1235	1925	2387	2686	2955	3212
9400.00	1240	1933	2395	2698	2968	3226
9450.00	1245	1942	2404	2709	2980	3240
9500.00	1249	1950	2413	2721	2993	3253
9550.00	1254	1959	2421	2732	3006	3267
9600.00	1259	1967	2430	2744	3018	3281
9650.00	1264	1976	2438	2755	3031	3295
9700.00	1269	1985	2447	2767	3044	3308
9750.00	1273	1993	2456	2778	3056	3322
9800.00	1278	2002	2464	2790	3069	3336
9850.00	1283	2010	2473	2801	3082	3350
9900.00	1287	2016	2481	2811	3093	3362
9950.00	1291	2021	2490	2822	3104	3374

**Rhode Island**  
**Monthly Basic Child Support Obligations**  
**Effective November 1, 2007**

Combined Gross Monthly Income	One Child	Two Children	Three Children	Four Children	Five Children	Six Children
10000.00	1296	2027	2499	2832	3115	3386
10050.00	1300	2032	2508	2842	3126	3398
10100.00	1304	2038	2516	2852	3137	3410
10150.00	1308	2043	2525	2862	3148	3422
10200.00	1312	2049	2534	2872	3159	3434
10250.00	1316	2054	2542	2882	3170	3446
10300.00	1321	2060	2551	2892	3181	3458
10350.00	1325	2065	2560	2902	3192	3470
10400.00	1329	2071	2569	2912	3204	3482
10450.00	1333	2076	2577	2922	3215	3494
10500.00	1337	2082	2586	2932	3226	3506
10550.00	1341	2087	2595	2943	3237	3518
10600.00	1346	2093	2603	2953	3248	3530
10650.00	1350	2098	2612	2963	3259	3542
10700.00	1354	2104	2621	2973	3270	3555
10750.00	1358	2109	2630	2983	3281	3567
10800.00	1362	2115	2638	2993	3292	3579
10850.00	1366	2120	2647	3003	3303	3591
10900.00	1370	2126	2656	3013	3314	3603
10950.00	1375	2131	2664	3023	3326	3615
11000.00	1379	2137	2673	3033	3337	3627
11050.00	1383	2142	2682	3043	3348	3639
11100.00	1387	2148	2690	3053	3359	3651
11150.00	1391	2153	2699	3064	3370	3663
11200.00	1395	2159	2708	3074	3381	3675
11250.00	1400	2164	2717	3084	3392	3687
11300.00	1404	2170	2725	3094	3403	3699
11350.00	1408	2175	2734	3104	3414	3711
11400.00	1412	2181	2743	3114	3425	3723
11450.00	1416	2186	2751	3124	3436	3735
11500.00	1420	2192	2760	3134	3448	3747
11550.00	1425	2197	2769	3144	3459	3760
11600.00	1429	2203	2778	3154	3470	3772
11650.00	1433	2208	2786	3164	3481	3784
11700.00	1437	2214	2795	3174	3492	3796
11750.00	1441	2219	2804	3185	3503	3808
11800.00	1445	2225	2812	3195	3514	3820

**Rhode Island**  
**Monthly Basic Child Support Obligations**  
**Effective November 1, 2007**

Combined Gross Monthly Income	One Child	Two Children	Three Children	Four Children	Five Children	Six Children
11850.00	1450	2230	2821	3205	3525	3832
11900.00	1454	2236	2830	3215	3536	3844
11950.00	1457	2241	2838	3224	3546	3855
12000.00	1459	2247	2843	3229	3552	3861
12050.00	1461	2252	2849	3233	3557	3866
12100.00	1463	2258	2854	3238	3562	3872
12150.00	1465	2263	2859	3243	3567	3877
12200.00	1467	2269	2865	3247	3572	3883
12250.00	1469	2274	2870	3252	3577	3889
12300.00	1471	2280	2875	3257	3582	3894
12350.00	1473	2285	2881	3262	3588	3900
12400.00	1475	2291	2886	3266	3593	3905
12450.00	1476	2297	2892	3271	3598	3911
12500.00	1478	2302	2897	3276	3603	3917
12550.00	1480	2308	2902	3280	3608	3922
12600.00	1482	2313	2908	3285	3613	3928
12650.00	1484	2319	2913	3290	3619	3933
12700.00	1486	2324	2918	3294	3624	3939
12750.00	1488	2330	2924	3299	3629	3945
12800.00	1490	2335	2929	3304	3634	3950
12850.00	1492	2341	2934	3308	3639	3956
12900.00	1494	2346	2940	3313	3644	3961
12950.00	1495	2352	2945	3318	3650	3967
13000.00	1497	2357	2950	3322	3655	3973
13050.00	1499	2363	2956	3327	3660	3978
13100.00	1501	2369	2961	3332	3665	3984
13150.00	1503	2374	2967	3337	3670	3989
13200.00	1505	2380	2972	3341	3675	3995
13250.00	1507	2385	2977	3346	3680	4001
13300.00	1509	2391	2983	3351	3686	4006
13350.00	1511	2396	2988	3355	3691	4012
13400.00	1512	2402	2993	3360	3696	4017
13450.00	1514	2407	2999	3365	3701	4023
13500.00	1516	2413	3004	3369	3706	4029
13550.00	1518	2418	3009	3374	3711	4034
13600.00	1520	2424	3015	3379	3717	4040
13650.00	1522	2429	3020	3383	3722	4046

**Rhode Island**  
**Monthly Basic Child Support Obligations**  
**Effective November 1, 2007**

Combined Gross Monthly Income	One Child	Two Children	Three Children	Four Children	Five Children	Six Children
13700.00	1524	2435	3025	3388	3727	4051
13750.00	1526	2441	3031	3393	3732	4057
13800.00	1528	2446	3036	3397	3737	4062
13850.00	1530	2452	3042	3402	3742	4068
13900.00	1531	2457	3047	3407	3748	4074
13950.00	1533	2463	3052	3412	3753	4079
14000.00	1535	2468	3058	3416	3758	4085
14050.00	1537	2473	3062	3421	3763	4090
14100.00	1540	2476	3066	3425	3768	4095
14150.00	1542	2478	3070	3429	3772	4100
14200.00	1544	2480	3073	3433	3776	4105
14250.00	1546	2483	3077	3437	3781	4110
14300.00	1548	2485	3080	3441	3785	4114
14350.00	1551	2488	3084	3445	3789	4119
14400.00	1553	2490	3087	3449	3793	4123
14450.00	1555	2492	3091	3452	3798	4128
14500.00	1557	2495	3094	3456	3802	4133
14550.00	1559	2497	3098	3460	3806	4137
14600.00	1561	2500	3101	3464	3810	4142
14650.00	1563	2502	3105	3468	3815	4147
14700.00	1565	2504	3108	3472	3819	4151
14750.00	1568	2507	3112	3476	3823	4156
14800.00	1570	2509	3115	3480	3827	4160
14850.00	1572	2512	3119	3483	3832	4165
14900.00	1574	2514	3122	3487	3836	4170
14950.00	1576	2516	3125	3491	3840	4174
15000.00	1578	2519	3129	3495	3844	4179
15050.00	1580	2521	3132	3499	3849	4184
15100.00	1583	2524	3136	3503	3853	4188
15150.00	1585	2526	3139	3507	3857	4193
15200.00	1587	2528	3143	3510	3862	4197
15250.00	1589	2531	3146	3514	3866	4202
15300.00	1591	2533	3150	3518	3870	4207
15350.00	1593	2536	3153	3522	3874	4211
15400.00	1595	2538	3157	3526	3879	4216
15450.00	1597	2540	3160	3530	3883	4221
15500.00	1600	2543	3164	3534	3887	4225

**Rhode Island**  
**Monthly Basic Child Support Obligations**  
**Effective November 1, 2007**

Combined Gross Monthly Income	One Child	Two Children	Three Children	Four Children	Five Children	Six Children
15550.00	1602	2545	3167	3538	3891	4230
15600.00	1604	2548	3170	3541	3896	4234
15650.00	1606	2550	3174	3545	3900	4239
15700.00	1608	2552	3177	3549	3904	4244
15750.00	1610	2555	3181	3553	3908	4248
15800.00	1612	2557	3184	3557	3913	4253
15850.00	1615	2560	3188	3561	3917	4258
15900.00	1617	2562	3191	3565	3921	4262
15950.00	1619	2564	3195	3569	3925	4267
16000.00	1621	2568	3199	3573	3931	4273
16050.00	1624	2571	3204	3579	3937	4279
16100.00	1626	2574	3208	3584	3942	4285
16150.00	1629	2577	3213	3589	3948	4291
16200.00	1631	2580	3218	3594	3954	4298
16250.00	1634	2584	3222	3599	3959	4304
16300.00	1636	2587	3227	3605	3965	4310
16350.00	1639	2590	3232	3610	3971	4316
16400.00	1641	2593	3236	3615	3977	4323
16450.00	1644	2597	3241	3620	3982	4329
16500.00	1646	2600	3246	3625	3988	4335
16550.00	1648	2603	3250	3631	3994	4341
16600.00	1651	2606	3255	3636	3999	4347
16650.00	1653	2610	3260	3641	4005	4354
16700.00	1656	2613	3264	3646	4011	4360
16750.00	1658	2616	3269	3651	4017	4366
16800.00	1661	2619	3274	3657	4022	4372
16850.00	1663	2623	3278	3662	4028	4378
16900.00	1666	2626	3283	3667	4034	4385
16950.00	1668	2629	3288	3672	4039	4391
17000.00	1671	2632	3292	3677	4045	4397
17050.00	1673	2635	3297	3683	4051	4403
17100.00	1676	2639	3302	3688	4057	4410
17150.00	1678	2642	3306	3693	4062	4416
17200.00	1681	2645	3311	3698	4068	4422
17250.00	1683	2648	3315	3703	4074	4428
17300.00	1686	2652	3320	3709	4079	4434
17350.00	1688	2655	3325	3714	4085	4441

**Rhode Island**  
**Monthly Basic Child Support Obligations**  
**Effective November 1, 2007**

Combined Gross Monthly Income	One Child	Two Children	Three Children	Four Children	Five Children	Six Children
17400.00	1691	2658	3329	3719	4091	4447
17450.00	1693	2661	3334	3724	4097	4453
17500.00	1696	2665	3339	3729	4102	4459
17550.00	1698	2668	3343	3735	4108	4465
17600.00	1700	2671	3348	3740	4114	4472
17650.00	1703	2674	3353	3745	4119	4478
17700.00	1705	2677	3357	3750	4125	4484
17750.00	1708	2681	3362	3755	4131	4490
17800.00	1710	2684	3367	3761	4137	4497
17850.00	1713	2687	3371	3766	4142	4503
17900.00	1715	2690	3376	3771	4148	4509
17950.00	1718	2694	3381	3776	4154	4515
18000.00	1720	2697	3385	3781	4160	4521
18050.00	1723	2700	3390	3787	4165	4528
18100.00	1725	2703	3395	3792	4171	4534
18150.00	1728	2707	3399	3797	4177	4540
18200.00	1730	2710	3404	3802	4182	4546
18250.00	1733	2713	3409	3807	4188	4552
18300.00	1735	2716	3413	3813	4194	4559
18350.00	1738	2719	3418	3818	4200	4565
18400.00	1740	2723	3423	3823	4205	4571
18450.00	1743	2726	3427	3828	4211	4577
18500.00	1745	2729	3432	3833	4217	4584
18550.00	1748	2732	3436	3839	4222	4590
18600.00	1750	2736	3441	3844	4228	4596
18650.00	1752	2739	3446	3849	4234	4602
18700.00	1755	2742	3450	3854	4240	4608
18750.00	1757	2745	3455	3859	4245	4615
18800.00	1760	2749	3460	3865	4251	4621
18850.00	1762	2752	3464	3870	4257	4627
18900.00	1765	2755	3469	3875	4262	4633
18950.00	1767	2758	3474	3880	4268	4639
19000.00	1770	2761	3478	3885	4274	4646
19050.00	1772	2765	3483	3891	4280	4652
19100.00	1774	2766	3485	3892	4282	4654
19150.00	1775	2767	3486	3894	4283	4656
19200.00	1776	2768	3487	3895	4285	4657



**Rhode Island**  
**Monthly Basic Child Support Obligations**  
**Effective November 1, 2007**

Combined Gross Monthly Income	One Child	Two Children	Three Children	Four Children	Five Children	Six Children
19250.00	1778	2769	3488	3897	4286	4659
19300.00	1779	2769	3490	3898	4288	4661
19350.00	1781	2770	3491	3899	4289	4662
19400.00	1782	2771	3492	3901	4291	4664
19450.00	1783	2772	3493	3902	4292	4666
19500.00	1785	2773	3495	3903	4294	4667
19550.00	1786	2774	3496	3905	4295	4669
19600.00	1787	2775	3497	3906	4297	4671
19650.00	1789	2776	3498	3908	4298	4672
19700.00	1790	2777	3500	3909	4300	4674
19750.00	1791	2777	3501	3910	4301	4676
19800.00	1793	2778	3502	3912	4303	4677
19850.00	1794	2779	3503	3913	4304	4679
19900.00	1795	2780	3505	3915	4306	4681
19950.00	1797	2781	3506	3916	4308	4682
20000.00	1798	2782	3507	3917	4309	4684
20050.00	1799	2783	3508	3919	4311	4686
20100.00	1801	2784	3510	3920	4312	4687
20150.00	1802	2785	3511	3922	4314	4689
20200.00	1803	2785	3512	3923	4315	4691
20250.00	1805	2786	3513	3924	4317	4692
20300.00	1806	2787	3514	3926	4318	4694
20350.00	1807	2788	3516	3927	4320	4696
20400.00	1809	2789	3517	3928	4321	4697
20450.00	1810	2790	3518	3930	4323	4699
20500.00	1811	2791	3519	3931	4324	4701
20550.00	1813	2792	3521	3933	4326	4702
20600.00	1814	2793	3522	3934	4327	4704
20650.00	1815	2793	3523	3935	4329	4706
20700.00	1817	2794	3524	3937	4330	4707
20750.00	1818	2795	3526	3938	4332	4709
20800.00	1819	2796	3527	3940	4333	4711
20850.00	1821	2797	3528	3941	4335	4712
20900.00	1822	2798	3529	3942	4337	4714
20950.00	1824	2799	3531	3944	4338	4715
21000.00	1825	2800	3532	3945	4340	4717
21050.00	1826	2801	3533	3946	4341	4719

**Rhode Island**  
**Monthly Basic Child Support Obligations**  
**Effective November 1, 2007**

Combined Gross Monthly Income	One Child	Two Children	Three Children	Four Children	Five Children	Six Children
21100.00	1828	2801	3534	3948	4343	4720
21150.00	1829	2802	3536	3949	4344	4722
21200.00	1830	2803	3537	3951	4346	4724
21250.00	1832	2804	3538	3952	4347	4725
21300.00	1833	2805	3539	3953	4349	4727
21350.00	1834	2806	3541	3955	4350	4729
21400.00	1836	2807	3542	3956	4352	4730
21450.00	1837	2808	3543	3958	4353	4732
21500.00	1838	2809	3544	3959	4355	4734
21550.00	1840	2809	3546	3960	4356	4735
21600.00	1841	2810	3547	3962	4358	4737
21650.00	1842	2811	3548	3963	4359	4739
21700.00	1844	2812	3549	3965	4361	4740
21750.00	1845	2813	3550	3966	4362	4742
21800.00	1846	2814	3552	3967	4364	4744
21850.00	1848	2815	3553	3969	4366	4745
21900.00	1849	2816	3554	3970	4367	4747
21950.00	1850	2817	3555	3971	4369	4749
22000.00	1852	2817	3557	3973	4370	4750
22050.00	1853	2818	3558	3974	4372	4752
22100.00	1854	2819	3559	3976	4373	4754
22150.00	1856	2820	3560	3977	4375	4755
22200.00	1857	2821	3562	3978	4376	4757
22250.00	1858	2822	3563	3980	4378	4759
22300.00	1860	2823	3564	3981	4379	4760
22350.00	1861	2824	3565	3983	4381	4762
22400.00	1863	2825	3567	3984	4382	4764
22450.00	1864	2825	3568	3985	4384	4765
22500.00	1865	2826	3569	3987	4385	4767
22550.00	1867	2827	3570	3988	4387	4769
22600.00	1868	2828	3572	3989	4388	4770
22650.00	1869	2829	3573	3991	4390	4772
22700.00	1871	2830	3574	3992	4391	4774
22750.00	1872	2831	3575	3994	4393	4775
22800.00	1873	2832	3577	3995	4395	4777
22850.00	1875	2833	3578	3996	4396	4779
22900.00	1876	2833	3579	3998	4398	4780

**Rhode Island**  
**Monthly Basic Child Support Obligations**  
**Effective November 1, 2007**

Combined Gross Monthly Income	One Child	Two Children	Three Children	Four Children	Five Children	Six Children
22950.00	1877	2834	3580	3999	4399	4782
23000.00	1879	2835	3582	4001	4401	4784
23050.00	1880	2836	3583	4002	4402	4785
23100.00	1881	2837	3584	4003	4404	4787
23150.00	1883	2838	3585	4005	4405	4788
23200.00	1884	2839	3587	4006	4407	4790
23250.00	1885	2840	3588	4008	4408	4792
23300.00	1887	2841	3589	4009	4410	4793
23350.00	1888	2841	3590	4010	4411	4795
23400.00	1889	2842	3591	4012	4413	4797
23450.00	1891	2843	3593	4013	4414	4798
23500.00	1892	2844	3594	4014	4416	4800
23550.00	1893	2845	3595	4016	4417	4802
23600.00	1895	2846	3596	4017	4419	4803
23650.00	1896	2847	3598	4019	4420	4805
23700.00	1897	2848	3599	4020	4422	4807
23750.00	1899	2849	3600	4021	4424	4808
23800.00	1900	2849	3601	4023	4425	4810
23850.00	1901	2850	3603	4024	4427	4812
23900.00	1903	2851	3604	4026	4428	4813
23950.00	1904	2852	3605	4027	4430	4815
24000.00	1906	2853	3606	4028	4431	4817
24050.00	1907	2854	3608	4030	4433	4818
24100.00	1908	2855	3609	4031	4434	4820
24150.00	1910	2856	3610	4033	4436	4822
24200.00	1911	2857	3611	4034	4437	4823
24250.00	1912	2857	3613	4035	4439	4825
24300.00	1914	2858	3614	4037	4440	4827
24350.00	1915	2859	3615	4038	4442	4828
24400.00	1916	2860	3616	4039	4443	4830
24450.00	1918	2861	3618	4041	4445	4832
24500.00	1919	2862	3619	4042	4446	4833
24550.00	1920	2863	3620	4044	4448	4835
24600.00	1922	2864	3621	4045	4449	4837
24650.00	1923	2865	3623	4046	4451	4838
24700.00	1924	2865	3624	4048	4453	4840
24750.00	1926	2866	3625	4049	4454	4842

**Rhode Island**  
**Monthly Basic Child Support Obligations**  
**Effective November 1, 2007**

Combined Gross Monthly Income	One Child	Two Children	Three Children	Four Children	Five Children	Six Children
24800.00	1927	2867	3626	4051	4456	4843
24850.00	1928	2868	3628	4052	4457	4845
24900.00	1930	2869	3629	4053	4459	4847
24950.00	1931	2870	3630	4055	4460	4848
25000.00	1932	2871	3631	4056	4462	4850
25050.00	1934	2872	3632	4057	4463	4852
25100.00	1935	2873	3634	4059	4465	4853
25150.00	1936	2873	3635	4060	4466	4855
25200.00	1938	2874	3636	4062	4468	4857
25250.00	1939	2875	3637	4063	4469	4858
25300.00	1940	2876	3639	4064	4471	4860
25350.00	1942	2877	3640	4066	4472	4861
25400.00	1943	2878	3641	4067	4474	4863
25450.00	1944	2879	3642	4069	4475	4865
25500.00	1946	2880	3644	4070	4477	4866
25550.00	1947	2881	3645	4071	4478	4868
25600.00	1949	2881	3646	4073	4480	4870
25650.00	1950	2882	3647	4074	4482	4871
25700.00	1951	2883	3649	4076	4483	4873
25750.00	1953	2884	3650	4077	4485	4875
25800.00	1954	2885	3651	4078	4486	4876
25850.00	1955	2886	3652	4080	4488	4878
25900.00	1957	2887	3654	4081	4489	4880
25950.00	1958	2888	3655	4082	4491	4881
26000.00	1959	2889	3656	4084	4492	4883
26050.00	1961	2889	3657	4085	4494	4885
26100.00	1962	2890	3659	4087	4495	4886
26150.00	1963	2891	3660	4088	4497	4888
26200.00	1965	2892	3661	4089	4498	4890
26250.00	1966	2893	3662	4091	4500	4891
26300.00	1967	2894	3664	4092	4501	4893
26350.00	1969	2895	3665	4094	4503	4895
26400.00	1970	2896	3666	4095	4504	4896
26450.00	1971	2897	3667	4096	4506	4898
26500.00	1973	2897	3668	4098	4507	4900
26550.00	1974	2898	3670	4099	4509	4901
26600.00	1975	2899	3671	4100	4511	4903

**Rhode Island**  
**Monthly Basic Child Support Obligations**  
**Effective November 1, 2007**

Combined Gross Monthly Income	One Child	Two Children	Three Children	Four Children	Five Children	Six Children
26650.00	1977	2900	3672	4102	4512	4905
26700.00	1978	2901	3673	4103	4514	4906
26750.00	1979	2902	3675	4105	4515	4908
26800.00	1981	2903	3676	4106	4517	4910
26850.00	1982	2904	3677	4107	4518	4911
26900.00	1983	2905	3678	4109	4520	4913
26950.00	1985	2905	3680	4110	4521	4915
27000.00	1986	2906	3681	4112	4523	4916
27050.00	1988	2907	3682	4113	4524	4918
27100.00	1989	2908	3683	4114	4526	4920
27150.00	1990	2909	3685	4116	4527	4921
27200.00	1992	2910	3686	4117	4529	4923
27250.00	1993	2911	3687	4119	4530	4925
27300.00	1994	2912	3688	4120	4532	4926
27350.00	1996	2913	3690	4121	4533	4928
27400.00	1997	2913	3691	4123	4535	4929
27450.00	1998	2914	3692	4124	4536	4931
27500.00	2000	2915	3693	4125	4538	4933
27550.00	2001	2916	3695	4127	4540	4934
27600.00	2002	2917	3696	4128	4541	4936
27650.00	2004	2918	3697	4130	4543	4938
27700.00	2005	2919	3698	4131	4544	4939
27750.00	2006	2920	3700	4132	4546	4941
27800.00	2008	2921	3701	4134	4547	4943
27850.00	2009	2921	3702	4135	4549	4944
27900.00	2010	2922	3703	4137	4550	4946
27950.00	2012	2923	3705	4138	4552	4948
28000.00	2013	2924	3706	4139	4553	4949
28050.00	2014	2925	3707	4141	4555	4951
28100.00	2016	2926	3708	4142	4556	4953
28150.00	2017	2927	3709	4144	4558	4954
28200.00	2018	2928	3711	4145	4559	4956
28250.00	2020	2929	3712	4146	4561	4958
28300.00	2021	2929	3713	4148	4562	4959
28350.00	2022	2930	3714	4149	4564	4961
28400.00	2024	2931	3716	4150	4565	4963
28450.00	2025	2932	3717	4152	4567	4964

**Rhode Island**  
**Monthly Basic Child Support Obligations**  
**Effective November 1, 2007**

Combined Gross Monthly Income	One Child	Two Children	Three Children	Four Children	Five Children	Six Children
28500.00	2026	2933	3718	4153	4569	4966
28550.00	2028	2934	3719	4155	4570	4968
28600.00	2029	2935	3721	4156	4572	4969
28650.00	2031	2936	3722	4157	4573	4971
28700.00	2032	2937	3723	4159	4575	4973
28750.00	2033	2937	3724	4160	4576	4974
28800.00	2035	2938	3726	4162	4578	4976
28850.00	2036	2939	3727	4163	4579	4978
28900.00	2037	2940	3728	4164	4581	4979
28950.00	2039	2941	3729	4166	4582	4981
29000.00	2040	2942	3731	4167	4584	4983
29050.00	2041	2943	3732	4168	4585	4984
29100.00	2043	2944	3733	4170	4587	4986
29150.00	2044	2945	3734	4171	4588	4988
29200.00	2045	2945	3736	4173	4590	4989
29250.00	2047	2946	3737	4174	4591	4991
29300.00	2048	2947	3738	4175	4593	4993
29350.00	2049	2948	3739	4177	4594	4994
29400.00	2051	2949	3741	4178	4596	4996
29450.00	2052	2950	3742	4180	4598	4998
29500.00	2053	2951	3743	4181	4599	4999
29550.00	2055	2952	3744	4182	4601	5001
29600.00	2056	2953	3746	4184	4602	5002
29650.00	2057	2953	3747	4185	4604	5004
29700.00	2059	2954	3748	4187	4605	5006
29750.00	2060	2955	3749	4188	4607	5007
29800.00	2061	2956	3750	4189	4608	5009
29850.00	2063	2957	3752	4191	4610	5011
29900.00	2064	2958	3753	4192	4611	5012
29950.00	2065	2959	3754	4193	4613	5014
30000.00	2067	2960	3755	4195	4614	5016

**Rhode Island Family Court  
Gross to Net Conversion Table**

**Effective November 1, 2007**





**Rhode Island  
2007 FEDERAL AND STATE TAXES  
GROSS TO NET INCOME CONVERSION TABLE**

Gross Income Range	Federal Tax	EITC	Rhode Island Tax		Total Taxes	Net Monthly Income
525.00 - 574.99	0.00	34	0.00	42.08	7.74	542.26
575.00 - 624.99	0.00	31	0.00	45.90	14.73	585.27
625.00 - 674.99	0.00	27	0.00	49.73	22.31	627.69
675.00 - 724.99	0.00	24	0.00	53.55	29.97	670.03
725.00 - 774.99	0.00	20	0.00	57.38	37.63	712.38
775.00 - 824.99	1.23	16	0.46	61.20	46.98	753.02
825.00 - 874.99	6.23	12	2.34	65.03	61.51	788.49
875.00 - 924.99	11.23	8	4.21	68.85	76.05	823.95
925.00 - 974.99	16.23	4	6.09	72.68	90.58	859.42
975.00 - 1024.99	21.23	1	7.96	76.50	105.11	894.89
1025.00 - 1074.99	26.23		9.84	80.33	116.40	933.60
1075.00 - 1124.99	31.23		11.71	84.15	127.10	972.90
1125.00 - 1174.99	36.23		13.59	87.98	137.80	1012.20
1175.00 - 1224.99	41.23		15.46	91.80	148.50	1051.50
1225.00 - 1274.99	46.23		17.34	95.63	159.20	1090.80
1275.00 - 1324.99	51.23		19.21	99.45	169.90	1130.10
1325.00 - 1374.99	56.23		21.09	103.28	180.60	1169.40
1375.00 - 1424.99	61.23		22.96	107.10	191.30	1208.70
1425.00 - 1474.99	68.25		24.84	110.93	204.01	1245.99
1475.00 - 1524.99	75.75		26.71	114.75	217.21	1282.79
1525.00 - 1574.99	83.25		28.59	118.58	230.41	1319.59
1575.00 - 1624.99	90.75		30.46	122.40	243.61	1356.39
1625.00 - 1674.99	98.25		32.34	126.23	256.81	1393.19
1675.00 - 1724.99	105.75		34.21	130.05	270.01	1429.99
1725.00 - 1774.99	113.25		36.09	133.88	283.21	1466.79
1775.00 - 1824.99	120.75		37.96	137.70	296.41	1503.59
1825.00 - 1874.99	128.25		39.84	141.53	309.61	1540.39
1875.00 - 1924.99	135.75		41.71	145.35	322.81	1577.19
1925.00 - 1974.99	143.25		43.59	149.18	336.01	1613.99
1975.00 - 2024.99	150.75		45.46	153.00	349.21	1650.79
2025.00 - 2074.99	158.25		47.34	156.83	362.41	1687.59
2075.00 - 2124.99	165.75		49.21	160.65	375.61	1724.39
2125.00 - 2174.99	173.25		51.09	164.48	388.81	1761.19
2175.00 - 2224.99	180.75		52.96	168.30	402.01	1797.99
2225.00 - 2274.99	188.25		54.84	172.13	415.21	1834.79
2275.00 - 2324.99	195.75		56.71	175.95	428.41	1871.59
2325.00 - 2374.99	203.25		58.59	179.78	441.61	1908.39
2375.00 - 2424.99	210.75		60.46	183.60	454.81	1945.19
2425.00 - 2474.99	218.25		62.34	187.43	468.01	1981.99
2475.00 - 2524.99	225.75		64.21	191.25	481.21	2018.79
2525.00 - 2574.99	233.25		66.09	195.08	494.41	2055.59
2575.00 - 2624.99	240.75		67.96	198.90	507.61	2092.39
2625.00 - 2674.99	248.25		69.84	202.73	520.81	2129.19
2675.00 - 2724.99	255.75		71.71	206.55	534.01	2165.99

**Rhode Island  
2007 FEDERAL AND STATE TAXES  
GROSS TO NET INCOME CONVERSION TABLE**

Gross Income Range	Federal Tax	EITC	Rhode Island Tax		Total Taxes	Net Monthly Income
2725.00 - 2774.99	263.25		73.59	210.38	547.21	2202.79
2775.00 - 2824.99	270.75		75.46	214.20	560.41	2239.59
2825.00 - 2874.99	278.25		77.34	218.03	573.61	2276.39
2875.00 - 2924.99	285.75		79.21	221.85	586.81	2313.19
2925.00 - 2974.99	293.25		81.09	225.68	600.01	2349.99
2975.00 - 3024.99	300.75		82.96	229.50	613.21	2386.79
3025.00 - 3074.99	308.25		84.84	233.33	626.41	2423.59
3075.00 - 3124.99	315.75		86.71	237.15	639.61	2460.39
3125.00 - 3174.99	323.25		88.59	240.98	652.81	2497.19
3175.00 - 3224.99	330.75		90.46	244.80	666.01	2533.99
3225.00 - 3274.99	338.25		92.34	248.63	679.21	2570.79
3275.00 - 3324.99	345.75		94.21	252.45	692.41	2607.59
3325.00 - 3374.99	353.25		96.09	256.28	705.61	2644.39
3375.00 - 3424.99	364.79		99.27	260.10	724.16	2675.84
3425.00 - 3474.99	377.29		102.77	263.93	743.98	2706.02
3475.00 - 3524.99	389.79		106.27	267.75	763.81	2736.19
3525.00 - 3574.99	402.29		109.77	271.58	783.63	2766.37
3575.00 - 3624.99	414.79		113.27	275.40	803.46	2796.54
3625.00 - 3674.99	427.29		116.77	279.23	823.28	2826.72
3675.00 - 3724.99	439.79		120.27	283.05	843.11	2856.89
3725.00 - 3774.99	452.29		123.77	286.88	862.93	2887.07
3775.00 - 3824.99	464.79		127.27	290.70	882.76	2917.24
3825.00 - 3874.99	477.29		130.77	294.53	902.58	2947.42
3875.00 - 3924.99	489.79		134.27	298.35	922.41	2977.59
3925.00 - 3974.99	502.29		137.77	302.18	942.23	3007.77
3975.00 - 4024.99	514.79		141.27	306.00	962.06	3037.94
4025.00 - 4074.99	527.29		144.77	309.83	981.88	3068.12
4075.00 - 4124.99	539.79		148.27	313.65	1001.71	3098.29
4125.00 - 4174.99	552.29		151.77	317.48	1021.53	3128.47
4175.00 - 4224.99	564.79		155.27	321.30	1041.36	3158.64
4225.00 - 4274.99	577.29		158.77	325.13	1061.18	3188.82
4275.00 - 4324.99	589.79		162.27	328.95	1081.01	3218.99
4325.00 - 4374.99	602.29		165.77	332.78	1100.83	3249.17
4375.00 - 4424.99	614.79		169.27	336.60	1120.66	3279.34
4425.00 - 4474.99	627.29		172.77	340.43	1140.48	3309.52
4475.00 - 4524.99	639.79		176.27	344.25	1160.31	3339.69
4525.00 - 4574.99	652.29		179.77	348.08	1180.13	3369.87
4575.00 - 4624.99	664.79		183.27	351.90	1199.96	3400.04
4625.00 - 4674.99	677.29		186.77	355.73	1219.78	3430.22
4675.00 - 4724.99	689.79		190.27	359.55	1239.61	3460.39
4725.00 - 4774.99	702.29		193.77	363.38	1259.43	3490.57
4775.00 - 4824.99	714.79		197.27	367.20	1279.26	3520.74
4825.00 - 4874.99	727.29		200.77	371.03	1299.08	3550.92
4875.00 - 4924.99	739.79		204.27	374.85	1318.91	3581.09

**Rhode Island  
2007 FEDERAL AND STATE TAXES  
GROSS TO NET INCOME CONVERSION TABLE**

Gross Income Range	Federal Tax	EITC	Rhode Island Tax		Total Taxes	Net Monthly Income
4925.00 - 4974.99	752.29		207.77	378.68	1338.73	3611.27
4975.00 - 5024.99	764.79		211.27	382.50	1358.56	3641.44
5025.00 - 5074.99	777.29		214.77	386.33	1378.38	3671.62
5075.00 - 5124.99	789.79		218.27	390.15	1398.21	3701.79
5125.00 - 5174.99	802.29		221.77	393.98	1418.03	3731.97
5175.00 - 5224.99	814.79		225.27	397.80	1437.86	3762.14
5225.00 - 5274.99	827.29		228.77	401.63	1457.68	3792.32
5275.00 - 5324.99	839.79		232.27	405.45	1477.51	3822.49
5325.00 - 5374.99	852.29		235.77	409.28	1497.33	3852.67
5375.00 - 5424.99	864.79		239.27	413.10	1517.16	3882.84
5425.00 - 5474.99	877.29		242.77	416.93	1536.98	3913.02
5475.00 - 5524.99	889.79		246.27	420.75	1556.81	3943.19
5525.00 - 5574.99	902.29		249.77	424.58	1576.63	3973.37
5575.00 - 5624.99	914.79		253.27	428.40	1596.46	4003.54
5625.00 - 5674.99	927.29		256.77	432.23	1616.28	4033.72
5675.00 - 5724.99	939.79		260.27	436.05	1636.11	4063.89
5725.00 - 5774.99	952.29		263.77	439.88	1655.93	4094.07
5775.00 - 5824.99	964.79		267.27	443.70	1675.76	4124.24
5825.00 - 5874.99	977.29		270.77	447.53	1695.58	4154.42
5875.00 - 5924.99	989.79		274.27	451.35	1715.41	4184.59
5925.00 - 5974.99	1002.29		277.77	455.18	1735.23	4214.77
5975.00 - 6024.99	1014.79		281.27	459.00	1755.06	4244.94
6025.00 - 6074.99	1027.29		284.77	462.83	1774.88	4275.12
6075.00 - 6124.99	1039.79		288.27	466.65	1794.71	4305.29
6125.00 - 6174.99	1052.29		291.77	470.48	1814.53	4335.47
6175.00 - 6224.99	1064.79		295.27	474.30	1834.36	4365.64
6225.00 - 6274.99	1077.29		298.77	478.13	1854.18	4395.82
6275.00 - 6324.99	1089.79		302.27	481.95	1874.01	4425.99
6325.00 - 6374.99	1102.29		305.77	485.78	1893.83	4456.17
6375.00 - 6424.99	1114.79		309.27	489.60	1913.66	4486.34
6425.00 - 6474.99	1127.29		312.77	493.43	1933.48	4516.52
6475.00 - 6524.99	1139.79		316.27	497.25	1953.31	4546.69
6525.00 - 6574.99	1152.29		319.77	501.08	1973.13	4576.87
6575.00 - 6624.99	1164.79		323.27	504.90	1992.96	4607.04
6625.00 - 6674.99	1177.29		326.77	508.73	2012.78	4637.22
6675.00 - 6724.99	1189.79		330.27	512.55	2032.61	4667.39
6725.00 - 6774.99	1202.29		333.77	516.38	2052.43	4697.57
6775.00 - 6824.99	1214.79		337.27	520.20	2072.26	4727.74
6825.00 - 6874.99	1227.29		340.77	524.03	2092.08	4757.92
6875.00 - 6924.99	1239.79		344.27	527.85	2111.91	4788.09
6925.00 - 6974.99	1252.29		347.77	531.68	2131.73	4818.27
6975.00 - 7024.99	1265.10		351.35	535.50	2151.95	4848.05
7025.00 - 7074.99	1279.10		355.23	539.33	2173.65	4876.35
7075.00 - 7124.99	1293.10		359.10	543.15	2195.35	4904.65

**Rhode Island  
2007 FEDERAL AND STATE TAXES  
GROSS TO NET INCOME CONVERSION TABLE**

Gross Income Range	Federal Tax	EITC	Rhode Island Tax		Total Taxes	Net Monthly Income
7125.00 - 7174.99	1307.10		362.98	546.98	2217.05	4932.95
7175.00 - 7224.99	1321.10		366.85	550.80	2238.75	4961.25
7225.00 - 7274.99	1335.10		370.73	554.63	2260.45	4989.55
7275.00 - 7324.99	1349.10		374.60	558.45	2282.15	5017.85
7325.00 - 7374.99	1363.10		378.48	562.28	2303.85	5046.15
7375.00 - 7424.99	1377.10		382.35	566.10	2325.55	5074.45
7425.00 - 7474.99	1391.10		386.23	569.93	2347.25	5102.75
7475.00 - 7524.99	1405.10		390.10	573.75	2368.95	5131.05
7525.00 - 7574.99	1419.10		393.98	577.58	2390.65	5159.35
7575.00 - 7624.99	1433.10		397.85	581.40	2412.35	5187.65
7625.00 - 7674.99	1447.10		401.73	585.23	2434.05	5215.95
7675.00 - 7724.99	1461.10		405.60	589.05	2455.75	5244.25
7725.00 - 7774.99	1475.10		409.48	592.88	2477.45	5272.55
7775.00 - 7824.99	1489.10		413.35	596.70	2499.15	5300.85
7825.00 - 7874.99	1503.10		417.23	600.53	2520.85	5329.15
7875.00 - 7924.99	1517.10		421.10	604.35	2542.55	5357.45
7925.00 - 7974.99	1531.10		424.98	608.18	2564.25	5385.75
7975.00 - 8024.99	1545.10		428.85	612.00	2585.95	5414.05
8025.00 - 8074.99	1559.10		432.73	615.83	2607.65	5442.35
8075.00 - 8124.99	1573.10		436.60	619.65	2629.35	5470.65
8125.00 - 8174.99	1587.10		440.48	621.93	2649.50	5500.50
8175.00 - 8224.99	1601.10		444.35	622.65	2668.10	5531.90
8225.00 - 8274.99	1615.10		448.23	623.38	2686.70	5563.30
8275.00 - 8324.99	1629.10		452.10	624.10	2705.30	5594.70
8325.00 - 8374.99	1643.10		455.98	624.83	2723.90	5626.10
8375.00 - 8424.99	1657.10		459.85	625.55	2742.50	5657.50
8425.00 - 8474.99	1671.10		463.73	626.28	2761.10	5688.90
8475.00 - 8524.99	1685.10		467.60	627.00	2779.70	5720.30
8525.00 - 8574.99	1699.10		471.48	627.73	2798.30	5751.70
8575.00 - 8624.99	1713.10		475.35	628.45	2816.90	5783.10
8625.00 - 8674.99	1727.10		479.23	629.18	2835.50	5814.50
8675.00 - 8724.99	1741.10		483.10	629.90	2854.10	5845.90
8725.00 - 8774.99	1755.10		486.98	630.63	2872.70	5877.30
8775.00 - 8824.99	1769.10		490.85	631.35	2891.30	5908.70
8825.00 - 8874.99	1783.10		494.73	632.08	2909.90	5940.10
8875.00 - 8924.99	1797.10		498.60	632.80	2928.50	5971.50
8925.00 - 8974.99	1811.10		502.48	633.53	2947.10	6002.90
8975.00 - 9024.99	1825.10		506.35	634.25	2965.70	6034.30
9025.00 - 9074.99	1839.10		510.23	634.98	2984.30	6065.70
9075.00 - 9124.99	1853.10		514.10	635.70	3002.90	6097.10
9125.00 - 9174.99	1867.10		517.98	636.43	3021.50	6128.50
9175.00 - 9224.99	1881.10		521.85	637.15	3040.10	6159.90
9225.00 - 9274.99	1895.10		525.73	637.88	3058.70	6191.30
9275.00 - 9324.99	1909.10		529.60	638.60	3077.30	6222.70

**Rhode Island**  
**2007 FEDERAL AND STATE TAXES**  
**GROSS TO NET INCOME CONVERSION TABLE**

Gross Income Range	Federal Tax	EITC	Rhode Island Tax		Total Taxes	Net Monthly Income
9325.00 - 9374.99	1923.10		533.48	639.33	3095.90	6254.10
9375.00 - 9424.99	1937.10		537.35	640.05	3114.50	6285.50
9425.00 - 9474.99	1951.10		541.23	640.78	3133.10	6316.90
9475.00 - 9524.99	1965.10		545.10	641.50	3151.70	6348.30
9525.00 - 9574.99	1979.10		548.98	642.23	3170.30	6379.70
9575.00 - 9624.99	1993.10		552.85	642.95	3188.90	6411.10
9625.00 - 9674.99	2007.10		556.73	643.68	3207.50	6442.50
9675.00 - 9724.99	2021.10		560.60	644.40	3226.10	6473.90
9725.00 - 9774.99	2035.10		564.48	645.13	3244.70	6505.30
9775.00 - 9824.99	2049.10		568.35	645.85	3263.30	6536.70
9825.00 - 9874.99	2063.10		572.23	646.58	3281.90	6568.10
9875.00 - 9924.99	2077.10		576.10	647.30	3300.50	6599.50
9925.00 - 9974.99	2091.10		579.98	648.03	3319.10	6630.90
9975.00 - 10024.99	2105.10		583.85	648.75	3337.70	6662.30
10025.00 - 10074.99	2119.10		587.73	649.48	3356.30	6693.70
10075.00 - 10124.99	2133.10		591.60	650.20	3374.90	6725.10
10125.00 - 10174.99	2147.10		595.48	650.93	3393.50	6756.50
10175.00 - 10224.99	2161.10		599.35	651.65	3412.10	6787.90
10225.00 - 10274.99	2175.10		603.23	652.38	3430.70	6819.30
10275.00 - 10324.99	2189.10		607.10	653.10	3449.30	6850.70
10325.00 - 10374.99	2203.10		610.98	653.83	3467.90	6882.10
10375.00 - 10424.99	2217.10		614.85	654.55	3486.50	6913.50
10425.00 - 10474.99	2231.10		618.73	655.28	3505.10	6944.90
10475.00 - 10524.99	2245.10		622.60	656.00	3523.70	6976.30
10525.00 - 10574.99	2259.10		626.48	656.73	3542.30	7007.70
10575.00 - 10624.99	2273.10		630.35	657.45	3560.90	7039.10
10625.00 - 10674.99	2287.10		634.23	658.18	3579.50	7070.50
10675.00 - 10724.99	2301.10		638.10	658.90	3598.10	7101.90
10725.00 - 10774.99	2315.10		641.98	659.63	3616.70	7133.30
10775.00 - 10824.99	2329.10		645.85	660.35	3635.30	7164.70
10825.00 - 10874.99	2343.10		649.73	661.08	3653.90	7196.10
10875.00 - 10924.99	2357.10		653.60	661.80	3672.50	7227.50
10925.00 - 10974.99	2371.10		657.48	662.53	3691.10	7258.90
10975.00 - 11024.99	2385.10		661.35	663.25	3709.70	7290.30
11025.00 - 11074.99	2399.10		665.23	663.98	3728.30	7321.70
11075.00 - 11124.99	2413.10		669.10	664.70	3746.90	7353.10
11125.00 - 11174.99	2427.10		672.98	665.43	3765.50	7384.50
11175.00 - 11224.99	2441.10		676.85	666.15	3784.10	7415.90
11225.00 - 11274.99	2455.10		680.73	666.88	3802.70	7447.30
11275.00 - 11324.99	2469.10		684.60	667.60	3821.30	7478.70
11325.00 - 11374.99	2483.10		688.48	668.33	3839.90	7510.10
11375.00 - 11424.99	2497.10		692.35	669.05	3858.50	7541.50
11425.00 - 11474.99	2511.10		696.23	669.78	3877.10	7572.90
11475.00 - 11524.99	2525.10		700.10	670.50	3895.70	7604.30

**Rhode Island  
2007 FEDERAL AND STATE TAXES  
GROSS TO NET INCOME CONVERSION TABLE**

Gross Income Range	Federal Tax	EITC	Rhode Island Tax		Total Taxes	Net Monthly Income
11525.00 - 11574.99	2539.10		703.98	671.23	3914.30	7635.70
11575.00 - 11624.99	2553.10		707.85	671.95	3932.90	7667.10
11625.00 - 11674.99	2567.10		711.73	672.68	3951.50	7698.50
11675.00 - 11724.99	2581.10		715.60	673.40	3970.10	7729.90
11725.00 - 11774.99	2595.10		719.48	674.13	3988.70	7761.30
11775.00 - 11824.99	2609.10		723.35	674.85	4007.30	7792.70
11825.00 - 11874.99	2623.10		727.23	675.58	4025.90	7824.10
11875.00 - 11924.99	2637.10		731.10	676.30	4044.50	7855.50
11925.00 - 11974.99	2651.10		734.98	677.03	4063.10	7886.90
11975.00 - 12024.99	2665.10		738.85	677.75	4081.70	7918.30
12025.00 - 12074.99	2679.10		742.73	678.48	4100.30	7949.70
12075.00 - 12124.99	2693.10		746.60	679.20	4118.90	7981.10
12125.00 - 12174.99	2707.10		750.48	679.93	4137.50	8012.50
12175.00 - 12224.99	2721.10		754.35	680.65	4156.10	8043.90
12225.00 - 12274.99	2735.10		758.23	681.38	4174.70	8075.30
12275.00 - 12324.99	2749.10		762.10	682.10	4193.30	8106.70
12325.00 - 12374.99	2763.10		765.98	682.83	4211.90	8138.10
12375.00 - 12424.99	2777.10		769.85	683.55	4230.50	8169.50
12425.00 - 12474.99	2791.10		773.73	684.28	4249.10	8200.90
12475.00 - 12524.99	2805.10		777.60	685.00	4267.70	8232.30
12525.00 - 12574.99	2819.10		781.48	685.73	4286.30	8263.70
12575.00 - 12624.99	2833.10		785.35	686.45	4304.90	8295.10
12625.00 - 12674.99	2847.10		789.23	687.18	4323.50	8326.50
12675.00 - 12724.99	2861.10		793.10	687.90	4342.10	8357.90
12725.00 - 12774.99	2875.10		796.98	688.63	4360.70	8389.30
12775.00 - 12824.99	2889.10		800.85	689.35	4379.30	8420.70
12825.00 - 12874.99	2903.10		804.73	690.08	4397.90	8452.10
12875.00 - 12924.99	2917.10		808.60	690.80	4416.50	8483.50
12925.00 - 12974.99	2931.10		812.48	691.53	4435.10	8514.90
12975.00 - 13024.99	2945.10		816.35	692.25	4453.70	8546.30
13025.00 - 13074.99	2959.10		820.23	692.98	4472.30	8577.70
13075.00 - 13124.99	2973.10		824.10	693.70	4490.90	8609.10
13125.00 - 13174.99	2987.10		827.98	694.43	4509.50	8640.50
13175.00 - 13224.99	3001.10		831.85	695.15	4528.10	8671.90
13225.00 - 13274.99	3015.10		835.73	695.88	4546.70	8703.30
13275.00 - 13324.99	3029.10		839.60	696.60	4565.30	8734.70
13325.00 - 13374.99	3043.10		843.48	697.33	4583.90	8766.10
13375.00 - 13424.99	3057.10		847.35	698.05	4602.50	8797.50
13425.00 - 13474.99	3071.10		851.23	698.78	4621.10	8828.90
13475.00 - 13524.99	3085.10		855.10	699.50	4639.70	8860.30
13525.00 - 13574.99	3099.10		858.98	700.23	4658.30	8891.70
13575.00 - 13624.99	3113.10		862.85	700.95	4676.90	8923.10
13625.00 - 13674.99	3127.10		866.73	701.68	4695.50	8954.50
13675.00 - 13724.99	3141.10		870.60	702.40	4714.10	8985.90

**Rhode Island  
2007 FEDERAL AND STATE TAXES  
GROSS TO NET INCOME CONVERSION TABLE**

Gross Income Range	Federal Tax	EITC	Rhode Island Tax		Total Taxes	Net Monthly Income
13725.00 - 13774.99	3155.10		874.48	703.13	4732.70	9017.30
13775.00 - 13824.99	3169.10		878.35	703.85	4751.30	9048.70
13825.00 - 13874.99	3183.10		882.23	704.58	4769.90	9080.10
13875.00 - 13924.99	3197.10		886.10	705.30	4788.50	9111.50
13925.00 - 13974.99	3211.10		889.98	706.03	4807.10	9142.90
13975.00 - 14024.99	3225.10		893.85	706.75	4825.70	9174.30
14025.00 - 14074.99	3239.10		897.73	707.48	4844.30	9205.70
14075.00 - 14124.99	3253.10		901.60	708.20	4862.90	9237.10
14125.00 - 14174.99	3267.91		905.68	708.93	4882.52	9267.48
14175.00 - 14224.99	3284.41		910.18	709.65	4904.24	9295.76
14225.00 - 14274.99	3300.91		914.68	710.38	4925.97	9324.03
14275.00 - 14324.99	3317.41		919.18	711.10	4947.69	9352.31
14325.00 - 14374.99	3333.91		923.68	711.83	4969.42	9380.58
14375.00 - 14424.99	3350.41		928.18	712.55	4991.14	9408.86
14425.00 - 14474.99	3366.91		932.68	713.28	5012.87	9437.13
14475.00 - 14524.99	3383.41		937.18	714.00	5034.59	9465.41
14525.00 - 14574.99	3399.91		941.68	714.73	5056.32	9493.68
14575.00 - 14624.99	3416.41		946.18	715.45	5078.04	9521.96
14625.00 - 14674.99	3432.91		950.68	716.18	5099.77	9550.23
14675.00 - 14724.99	3449.41		955.18	716.90	5121.49	9578.51
14725.00 - 14774.99	3465.91		959.68	717.63	5143.22	9606.78
14775.00 - 14824.99	3482.41		964.18	718.35	5164.94	9635.06
14825.00 - 14874.99	3498.91		968.68	719.08	5186.67	9663.33
14875.00 - 14924.99	3515.41		973.18	719.80	5208.39	9691.61
14925.00 - 14974.99	3531.91		977.68	720.53	5230.12	9719.88
14975.00 - 15024.99	3548.41		982.18	721.25	5251.84	9748.16
15025.00 - 15074.99	3564.91		986.68	721.98	5273.57	9776.43
15075.00 - 15124.99	3581.41		991.18	722.70	5295.29	9804.71
15125.00 - 15174.99	3597.91		995.68	723.43	5317.02	9832.98
15175.00 - 15224.99	3614.41		1000.18	724.15	5338.74	9861.26
15225.00 - 15274.99	3630.91		1004.68	724.88	5360.47	9889.53
15275.00 - 15324.99	3647.41		1009.18	725.60	5382.19	9917.81
15325.00 - 15374.99	3663.91		1013.68	726.33	5403.92	9946.08
15375.00 - 15424.99	3680.41		1018.18	727.05	5425.64	9974.36
15425.00 - 15474.99	3696.91		1022.68	727.78	5447.37	10002.63
15475.00 - 15524.99	3713.41		1027.18	728.50	5469.09	10030.91
15525.00 - 15574.99	3729.91		1031.68	729.23	5490.82	10059.18
15575.00 - 15624.99	3746.41		1036.18	729.95	5512.54	10087.46
15625.00 - 15674.99	3762.91		1040.68	730.68	5534.27	10115.73
15675.00 - 15724.99	3779.41		1045.18	731.40	5555.99	10144.01
15725.00 - 15774.99	3795.91		1049.68	732.13	5577.72	10172.28
15775.00 - 15824.99	3812.41		1054.18	732.85	5599.44	10200.56
15825.00 - 15874.99	3828.91		1058.68	733.58	5621.17	10228.83
15875.00 - 15924.99	3845.41		1063.18	734.30	5642.89	10257.11



**Rhode Island  
2007 FEDERAL AND STATE TAXES  
GROSS TO NET INCOME CONVERSION TABLE**

Gross Income Range	Federal Tax	EITC	Rhode Island Tax		Total Taxes	Net Monthly Income
15925.00 - 15974.99	3861.91		1067.68	735.03	5664.62	10285.38
15975.00 - 16024.99	3878.41		1072.18	735.75	5686.34	10313.66
16025.00 - 16074.99	3894.91		1076.68	736.48	5708.07	10341.93
16075.00 - 16124.99	3911.41		1081.18	737.20	5729.79	10370.21
16125.00 - 16174.99	3927.91		1085.68	737.93	5751.52	10398.48
16175.00 - 16224.99	3944.41		1090.18	738.65	5773.24	10426.76
16225.00 - 16274.99	3960.91		1094.68	739.38	5794.97	10455.03
16275.00 - 16324.99	3977.41		1099.18	740.10	5816.69	10483.31
16325.00 - 16374.99	3993.91		1103.68	740.83	5838.42	10511.58
16375.00 - 16424.99	4010.41		1108.18	741.55	5860.14	10539.86
16425.00 - 16474.99	4026.91		1112.68	742.28	5881.87	10568.13
16475.00 - 16524.99	4043.41		1117.18	743.00	5903.59	10596.41
16525.00 - 16574.99	4059.91		1121.68	743.73	5925.32	10624.68
16575.00 - 16624.99	4076.41		1126.18	744.45	5947.04	10652.96
16625.00 - 16674.99	4092.91		1130.68	745.18	5968.77	10681.23
16675.00 - 16724.99	4109.41		1135.18	745.90	5990.49	10709.51
16725.00 - 16774.99	4125.91		1139.68	746.63	6012.22	10737.78
16775.00 - 16824.99	4142.41		1144.18	747.35	6033.94	10766.06
16825.00 - 16874.99	4158.91		1148.68	748.08	6055.67	10794.33
16875.00 - 16924.99	4175.41		1153.18	748.80	6077.39	10822.61
16925.00 - 16974.99	4191.91		1157.68	749.53	6099.12	10850.88
16975.00 - 17024.99	4208.41		1162.18	750.25	6120.84	10879.16
17025.00 - 17074.99	4224.91		1166.68	750.98	6142.57	10907.43
17075.00 - 17124.99	4241.41		1171.18	751.70	6164.29	10935.71
17125.00 - 17174.99	4257.91		1175.68	752.43	6186.02	10963.98
17175.00 - 17224.99	4274.41		1180.18	753.15	6207.74	10992.26
17225.00 - 17274.99	4290.91		1184.68	753.88	6229.47	11020.53
17275.00 - 17324.99	4307.41		1189.18	754.60	6251.19	11048.81
17325.00 - 17374.99	4323.91		1193.68	755.33	6272.92	11077.08
17375.00 - 17424.99	4340.41		1198.18	756.05	6294.64	11105.36
17425.00 - 17474.99	4356.91		1202.68	756.78	6316.37	11133.63
17475.00 - 17524.99	4373.41		1207.18	757.50	6338.09	11161.91
17525.00 - 17574.99	4389.91		1211.68	758.23	6359.82	11190.18
17575.00 - 17624.99	4406.41		1216.18	758.95	6381.54	11218.46
17625.00 - 17674.99	4422.91		1220.68	759.68	6403.27	11246.73
17675.00 - 17724.99	4439.41		1225.18	760.40	6424.99	11275.01
17725.00 - 17774.99	4455.91		1229.68	761.13	6446.72	11303.28
17775.00 - 17824.99	4472.41		1234.18	761.85	6468.44	11331.56
17825.00 - 17874.99	4488.91		1238.68	762.58	6490.17	11359.83
17875.00 - 17924.99	4505.41		1243.18	763.30	6511.89	11388.11
17925.00 - 17974.99	4521.91		1247.68	764.03	6533.62	11416.38
17975.00 - 18024.99	4538.41		1252.18	764.75	6555.34	11444.66
18025.00 - 18074.99	4554.91		1256.68	765.48	6577.07	11472.93
18075.00 - 18124.99	4571.41		1261.18	766.20	6598.79	11501.21



**Rhode Island  
2007 FEDERAL AND STATE TAXES  
GROSS TO NET INCOME CONVERSION TABLE**

Gross Income Range	Federal Tax	EITC	Rhode Island Tax		Total Taxes	Net Monthly Income
18125.00 - 18174.99	4587.91		1265.68	766.93	6620.52	11529.48
18175.00 - 18224.99	4604.41		1270.18	767.65	6642.24	11557.76
18225.00 - 18274.99	4620.91		1274.68	768.38	6663.97	11586.03
18275.00 - 18324.99	4637.41		1279.18	769.10	6685.69	11614.31
18325.00 - 18374.99	4653.91		1283.68	769.83	6707.42	11642.58
18375.00 - 18424.99	4670.41		1288.18	770.55	6729.14	11670.86
18425.00 - 18474.99	4686.91		1292.68	771.28	6750.87	11699.13
18475.00 - 18524.99	4703.41		1297.18	772.00	6772.59	11727.41
18525.00 - 18574.99	4719.91		1301.68	772.73	6794.32	11755.68
18575.00 - 18624.99	4736.41		1306.18	773.45	6816.04	11783.96
18625.00 - 18674.99	4752.91		1310.68	774.18	6837.77	11812.23
18675.00 - 18724.99	4769.41		1315.18	774.90	6859.49	11840.51
18725.00 - 18774.99	4785.91		1319.68	775.63	6881.22	11868.78
18775.00 - 18824.99	4802.41		1324.18	776.35	6902.94	11897.06
18825.00 - 18874.99	4818.91		1328.68	777.08	6924.67	11925.33
18875.00 - 18924.99	4835.41		1333.18	777.80	6946.39	11953.61
18925.00 - 18974.99	4851.91		1337.68	778.53	6968.12	11981.88
18975.00 - 19024.99	4868.41		1342.18	779.25	6989.84	12010.16
19025.00 - 19074.99	4884.91		1346.68	779.98	7011.57	12038.43
19075.00 - 19124.99	4901.41		1351.18	780.70	7033.29	12066.71
19125.00 - 19174.99	4917.91		1355.68	781.43	7055.02	12094.98
19175.00 - 19224.99	4934.41		1360.18	782.15	7076.74	12123.26
19225.00 - 19274.99	4950.91		1364.68	782.88	7098.47	12151.53
19275.00 - 19324.99	4967.41		1369.18	783.60	7120.19	12179.81
19325.00 - 19374.99	4983.91		1373.68	784.33	7141.92	12208.08
19375.00 - 19424.99	5000.41		1378.18	785.05	7163.64	12236.36
19425.00 - 19474.99	5016.91		1382.68	785.78	7185.37	12264.63
19475.00 - 19524.99	5033.41		1387.18	786.50	7207.09	12292.91
19525.00 - 19574.99	5049.91		1391.68	787.23	7228.82	12321.18
19575.00 - 19624.99	5066.41		1396.18	787.95	7250.54	12349.46
19625.00 - 19674.99	5082.91		1400.68	788.68	7272.27	12377.73
19675.00 - 19724.99	5099.41		1405.18	789.40	7293.99	12406.01
19725.00 - 19774.99	5115.91		1409.68	790.13	7315.72	12434.28
19775.00 - 19824.99	5132.41		1414.18	790.85	7337.44	12462.56
19825.00 - 19874.99	5148.91		1418.68	791.58	7359.17	12490.83
19875.00 - 19924.99	5165.41		1423.18	792.30	7380.89	12519.11
19925.00 - 19974.99	5181.91		1427.68	793.03	7402.62	12547.38
19975.00 - 20024.99	5198.41		1432.18	793.75	7424.34	12575.66
20025.00 - 20074.99	5214.91		1436.68	794.48	7446.07	12603.93
20075.00 - 20124.99	5231.41		1441.18	795.20	7467.79	12632.21
20125.00 - 20174.99	5247.91		1445.68	795.93	7489.52	12660.48
20175.00 - 20224.99	5264.41		1450.18	796.65	7511.24	12688.76
20225.00 - 20274.99	5280.91		1454.68	797.38	7532.97	12717.03
20275.00 - 20324.99	5297.41		1459.18	798.10	7554.69	12745.31

**Rhode Island  
2007 FEDERAL AND STATE TAXES  
GROSS TO NET INCOME CONVERSION TABLE**

Gross Income Range	Federal Tax	EITC	Rhode Island Tax		Total Taxes	Net Monthly Income
20325.00 - 20374.99	5313.91		1463.68	798.83	7576.42	12773.58
20375.00 - 20424.99	5330.41		1468.18	799.55	7598.14	12801.86
20425.00 - 20474.99	5346.91		1472.68	800.28	7619.87	12830.13
20475.00 - 20524.99	5363.41		1477.18	801.00	7641.59	12858.41
20525.00 - 20574.99	5379.91		1481.68	801.73	7663.32	12886.68
20575.00 - 20624.99	5396.41		1486.18	802.45	7685.04	12914.96
20625.00 - 20674.99	5412.91		1490.68	803.18	7706.77	12943.23
20675.00 - 20724.99	5429.41		1495.18	803.90	7728.49	12971.51
20725.00 - 20774.99	5445.91		1499.68	804.63	7750.22	12999.78
20775.00 - 20824.99	5462.41		1504.18	805.35	7771.94	13028.06
20825.00 - 20874.99	5478.91		1508.68	806.08	7793.67	13056.33
20875.00 - 20924.99	5495.41		1513.18	806.80	7815.39	13084.61
20925.00 - 20974.99	5511.91		1517.68	807.53	7837.12	13112.88
20975.00 - 21024.99	5528.41		1522.18	808.25	7858.84	13141.16
21025.00 - 21074.99	5544.91		1526.68	808.98	7880.57	13169.43
21075.00 - 21124.99	5561.41		1531.18	809.70	7902.29	13197.71
21125.00 - 21174.99	5577.91		1535.68	810.43	7924.02	13225.98
21175.00 - 21224.99	5594.41		1540.18	811.15	7945.74	13254.26
21225.00 - 21274.99	5610.91		1544.68	811.88	7967.47	13282.53
21275.00 - 21324.99	5627.41		1549.18	812.60	7989.19	13310.81
21325.00 - 21374.99	5643.91		1553.68	813.33	8010.92	13339.08
21375.00 - 21424.99	5660.41		1558.18	814.05	8032.64	13367.36
21425.00 - 21474.99	5676.91		1562.68	814.78	8054.37	13395.63
21475.00 - 21524.99	5693.41		1567.18	815.50	8076.09	13423.91
21525.00 - 21574.99	5709.91		1571.68	816.23	8097.82	13452.18
21575.00 - 21624.99	5726.41		1576.18	816.95	8119.54	13480.46
21625.00 - 21674.99	5742.91		1580.68	817.68	8141.27	13508.73
21675.00 - 21724.99	5759.41		1585.18	818.40	8162.99	13537.01
21725.00 - 21774.99	5775.91		1589.68	819.13	8184.72	13565.28
21775.00 - 21824.99	5792.41		1594.18	819.85	8206.44	13593.56
21825.00 - 21874.99	5808.91		1598.68	820.58	8228.17	13621.83
21875.00 - 21924.99	5825.41		1603.18	821.30	8249.89	13650.11
21925.00 - 21974.99	5841.91		1607.68	822.03	8271.62	13678.38
21975.00 - 22024.99	5858.41		1612.18	822.75	8293.34	13706.66
22025.00 - 22074.99	5874.91		1616.68	823.48	8315.07	13734.93
22075.00 - 22124.99	5891.41		1621.18	824.20	8336.79	13763.21
22125.00 - 22174.99	5907.91		1625.68	824.93	8358.52	13791.48
22175.00 - 22224.99	5924.41		1630.18	825.65	8380.24	13819.76
22225.00 - 22274.99	5940.91		1634.68	826.38	8401.97	13848.03
22275.00 - 22324.99	5957.41		1639.18	827.10	8423.69	13876.31
22325.00 - 22374.99	5973.91		1643.68	827.83	8445.42	13904.58
22375.00 - 22424.99	5990.41		1648.18	828.55	8467.14	13932.86
22425.00 - 22474.99	6006.91		1652.68	829.28	8488.87	13961.13
22475.00 - 22524.99	6023.41		1657.18	830.00	8510.59	13989.41

**Rhode Island  
2007 FEDERAL AND STATE TAXES  
GROSS TO NET INCOME CONVERSION TABLE**

Gross Income Range	Federal Tax	EITC	Rhode Island Tax		Total Taxes	Net Monthly Income
22574.99	6039.91		1661.68	830.73	8532.32	14017.68
22624.99	6056.41		1666.18	831.45	8554.04	14045.96
22674.99	6072.91		1670.68	832.18	8575.77	14074.23
22724.99	6089.41		1675.18	832.90	8597.49	14102.51
22774.99	6105.91		1679.68	833.63	8619.22	14130.78
	6122.41		1684.18	834.35	8640.94	14159.06
	6138.91		1688.68	835.08	8662.67	14187.33
	6155.41		1693.18	835.80	8684.39	14215.61
	6171.91		1697.68	836.53	8706.12	14243.88
	6188.41		1702.18	837.25	8727.84	14272.16
	6204.91		1706.68	837.98	8749.57	14300.43
	6221.41		1711.18	838.70	8771.29	14328.71
			1715.68	839.43	8793.02	14356.98
			1720.18	840.15	8814.74	14385.26
			1724.68	840.88	8836.47	14413.53
			1729.18	841.60	8858.19	14441.81
			1733.68	842.33	8879.92	14470.08
			1738.18	843.05	8901.64	14498.36
			1742.68	843.78	8923.37	14526.63
			1747.18	844.50	8945.09	14554.91
			1751.68	845.23	8966.82	14583.18
			1756.18	845.96	8988.54	14611.46
			1760.68	846.68	9010.27	14639.73
			1765.18	847.40	9031.99	14668.01
			1769.68	848.13	9053.72	14696.28
			1774.18	848.85	9075.44	14724.56
			1778.68	849.58	9097.17	14752.83
					9118.89	14781.11
					9140.62	14809.38
					9162.34	14837.66
					9184.07	14865.93
					9205.79	14894.21
					9227.52	14922.48
					9249.24	14950.76

**Rhode Island  
2007 FEDERAL AND STATE TAXES  
GROSS TO NET INCOME CONVERSION TABLE**

Gross Income Range	Federal Tax	EITC	Rhode Island Tax		Total Taxes	Net Monthly Income
24725.00 - 24774.99	6765.91		1859.68	862.63	9488.22	15261.78
24775.00 - 24824.99	6782.41		1864.18	863.35	9509.94	15290.06
24825.00 - 24874.99	6798.91		1868.68	864.08	9531.67	15318.33
24875.00 - 24924.99	6815.41		1873.18	864.80	9553.39	15346.61
24925.00 - 24974.99	6831.91		1877.68	865.53	9575.12	15374.88
24975.00 - 25024.99	6848.41		1882.18	866.25	9596.84	15403.16
25025.00 - 25074.99	6864.91		1886.68	866.98	9618.57	15431.43
25075.00 - 25124.99	6881.41		1891.18	867.70	9640.29	15459.71
25125.00 - 25174.99	6897.91		1895.68	868.43	9662.02	15487.98
25175.00 - 25224.99	6914.41		1900.18	869.15	9683.74	15516.26
25225.00 - 25274.99	6930.91		1904.68	869.88	9705.47	15544.53
25275.00 - 25324.99	6947.41		1909.18	870.60	9727.19	15572.81
25325.00 - 25374.99	6963.91		1913.68	871.33	9748.92	15601.08
25375.00 - 25424.99	6980.41		1918.18	872.05	9770.64	15629.36
25425.00 - 25474.99	6996.91		1922.68	872.78	9792.37	15657.63
25475.00 - 25524.99	7013.41		1927.18	873.50	9814.09	15685.91
25525.00 - 25574.99	7029.91		1931.68	874.23	9835.82	15714.18
25575.00 - 25624.99	7046.41		1936.18	874.95	9857.54	15742.46
25625.00 - 25674.99	7062.91		1940.68	875.68	9879.27	15770.73
25675.00 - 25724.99	7079.41		1945.18	876.40	9900.99	15799.01
25725.00 - 25774.99	7095.91		1949.68	877.13	9922.72	15827.28
25775.00 - 25824.99	7112.41		1954.18	877.85	9944.44	15855.56
25825.00 - 25874.99	7128.91		1958.68	878.58	9966.17	15883.83
25875.00 - 25924.99	7145.41		1963.18	879.30	9987.89	15912.11
25925.00 - 25974.99	7161.91		1967.68	880.03	10009.62	15940.38
25975.00 - 26024.99	7178.41		1972.18	880.75	10031.34	15968.66
26025.00 - 26074.99	7194.91		1976.68	881.48	10053.07	15996.93
26075.00 - 26124.99	7211.41		1981.18	882.20	10074.79	16025.21
26125.00 - 26174.99	7227.91		1985.68	882.93	10096.52	16053.48
26175.00 - 26224.99	7244.41		1990.18	883.65	10118.24	16081.76
26225.00 - 26274.99	7260.91		1994.68	884.38	10139.97	16110.03
26275.00 - 26324.99	7277.41		1999.18	885.10	10161.69	16138.31
26325.00 - 26374.99	7293.91		2003.68	885.83	10183.42	16166.58
26375.00 - 26424.99	7310.41		2008.18	886.55	10205.14	16194.86
26425.00 - 26474.99	7326.91		2012.68	887.28	10226.87	16223.13
26475.00 - 26524.99	7343.41		2017.18	888.00	10248.59	16251.41
26525.00 - 26574.99	7359.91		2021.68	888.73	10270.32	16279.68
26575.00 - 26624.99	7376.41		2026.18	889.45	10292.04	16307.96
26625.00 - 26674.99	7392.91		2030.68	890.18	10313.77	16336.23
26675.00 - 26724.99	7409.41		2035.18	890.90	10335.49	16364.51
26725.00 - 26774.99	7425.91		2039.68	891.63	10357.22	16392.78
26775.00 - 26824.99	7442.41		2044.18	892.35	10378.94	16421.06
26825.00 - 26874.99	7458.91		2048.68	893.08	10400.67	16449.33
26875.00 - 26924.99	7475.41		2053.18	893.80	10422.39	16477.61

**Rhode Island**  
**2007 FEDERAL AND STATE TAXES**  
**GROSS TO NET INCOME CONVERSION TABLE**

Gross Income Range	Federal Tax	EITC	Rhode Island Tax		Total Taxes	Net Monthly Income
26925.00 - 26974.99	7491.91		2057.68	894.53	10444.12	16505.88
26975.00 - 27024.99	7508.41		2062.18	895.25	10465.84	16534.16
27025.00 - 27074.99	7524.91		2066.68	895.98	10487.57	16562.43
27075.00 - 27124.99	7541.41		2071.18	896.70	10509.29	16590.71
27125.00 - 27174.99	7557.91		2075.68	897.43	10531.02	16618.98
27175.00 - 27224.99	7574.41		2080.18	898.15	10552.74	16647.26
27225.00 - 27274.99	7590.91		2084.68	898.88	10574.47	16675.53
27275.00 - 27324.99	7607.41		2089.18	899.60	10596.19	16703.81
27325.00 - 27374.99	7623.91		2093.68	900.33	10617.92	16732.08
27375.00 - 27424.99	7640.41		2098.18	901.05	10639.64	16760.36
27425.00 - 27474.99	7656.91		2102.68	901.78	10661.37	16788.63
27475.00 - 27524.99	7673.41		2107.18	902.50	10683.09	16816.91
27525.00 - 27574.99	7689.91		2111.68	903.23	10704.82	16845.18
27575.00 - 27624.99	7706.41		2116.18	903.95	10726.54	16873.46
27625.00 - 27674.99	7722.91		2120.68	904.68	10748.27	16901.73
27675.00 - 27724.99	7739.41		2125.18	905.40	10769.99	16930.01
27725.00 - 27774.99	7755.91		2129.68	906.13	10791.72	16958.28
27775.00 - 27824.99	7772.41		2134.18	906.85	10813.44	16986.56
27825.00 - 27874.99	7788.91		2138.68	907.58	10835.17	17014.83
27875.00 - 27924.99	7805.41		2143.18	908.30	10856.89	17043.11
27925.00 - 27974.99	7821.91		2147.68	909.03	10878.62	17071.38
27975.00 - 28024.99	7838.41		2152.18	909.75	10900.34	17099.66
28025.00 - 28074.99	7854.91		2156.68	910.48	10922.07	17127.93
28075.00 - 28124.99	7871.41		2161.18	911.20	10943.79	17156.21
28125.00 - 28174.99	7887.91		2165.68	911.93	10965.52	17184.48
28175.00 - 28224.99	7904.41		2170.18	912.65	10987.24	17212.76
28225.00 - 28274.99	7920.91		2174.68	913.38	11008.97	17241.03
28275.00 - 28324.99	7937.41		2179.18	914.10	11030.69	17269.31
28325.00 - 28374.99	7953.91		2183.68	914.83	11052.42	17297.58
28375.00 - 28424.99	7970.41		2188.18	915.55	11074.14	17325.86
28425.00 - 28474.99	7986.91		2192.68	916.28	11095.87	17354.13
28475.00 - 28524.99	8003.41		2197.18	917.00	11117.59	17382.41
28525.00 - 28574.99	8019.91		2201.68	917.73	11139.32	17410.68
28575.00 - 28624.99	8036.41		2206.18	918.45	11161.04	17438.96
28625.00 - 28674.99	8052.91		2210.68	919.18	11182.77	17467.23
28675.00 - 28724.99	8069.41		2215.18	919.90	11204.49	17495.51
28725.00 - 28774.99	8085.91		2219.68	920.63	11226.22	17523.78
28775.00 - 28824.99	8102.41		2224.18	921.35	11247.94	17552.06
28825.00 - 28874.99	8118.91		2228.68	922.08	11269.67	17580.33
28875.00 - 28924.99	8135.41		2233.18	922.80	11291.39	17608.61
28925.00 - 28974.99	8151.91		2237.68	923.53	11313.12	17636.88
28975.00 - 29024.99	8168.41		2242.18	924.25	11334.84	17665.16
29025.00 - 29074.99	8184.91		2246.68	924.98	11356.57	17693.43
29075.00 - 29124.99	8201.41		2251.18	925.70	11378.29	17721.71

**Rhode Island  
2007 FEDERAL AND STATE TAXES  
GROSS TO NET INCOME CONVERSION TABLE**

Gross Income Range	Federal Tax	EITC	Rhode Island Tax		Total Taxes	Net Monthly Income
29125.00 - 29174.99	8217.91		2255.68	926.43	11400.02	17749.98
29175.00 - 29224.99	8234.41		2260.18	927.15	11421.74	17778.26
29225.00 - 29274.99	8250.91		2264.68	927.88	11443.47	17806.53
29275.00 - 29324.99	8267.41		2269.18	928.60	11465.19	17834.81
29325.00 - 29374.99	8283.91		2273.68	929.33	11486.92	17863.08
29375.00 - 29424.99	8300.41		2278.18	930.05	11508.64	17891.36
29425.00 - 29474.99	8316.91		2282.68	930.78	11530.37	17919.63
29475.00 - 29524.99	8333.41		2287.18	931.50	11552.09	17947.91
29525.00 - 29574.99	8349.91		2291.68	932.23	11573.82	17976.18
29575.00 - 29624.99	8366.41		2296.18	932.95	11595.54	18004.46
29625.00 - 29674.99	8382.91		2300.68	933.68	11617.27	18032.73
29675.00 - 29724.99	8399.41		2305.18	934.40	11638.99	18061.01
29725.00 - 29774.99	8415.91		2309.68	935.13	11660.72	18089.28
29775.00 - 29824.99	8432.41		2314.18	935.85	11682.44	18117.56
29825.00 - 29874.99	8448.91		2318.68	936.58	11704.17	18145.83
29875.00 - 29924.99	8466.00		2323.44	937.30	11726.74	18173.26
29925.00 - 29974.99	8483.50		2328.39	938.03	11749.92	18200.08
29975.00 - 30024.99	8501.00		2333.34	938.75	11773.09	18226.91