



## Current Active COVID-19 Cases at DSHS 24/7 Facilities

Active Cases:  
**45**  
35 staff, 10 clients

Fir	YVS	CSTC	WSH	ESH	SCC	LV	RAIN	ML	FT.STL	YRTF	PCSCTF	KCSCTF
<b>39</b>	-	<b>1</b>	<b>4</b>	<b>1</b>	-	-	-	-	-	-	-	-
29-10	0-0	1-0	4-0	1-0	0-0	0-0	0-0	0-0	0-0	0-0	0-0	0-0

**0.5%** of 8,650 Staff & Clients



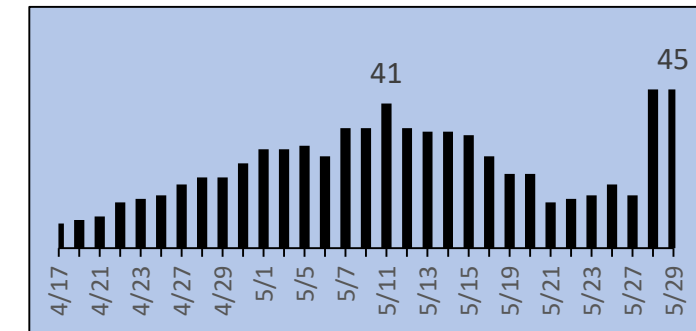
## Cumulative COVID-19 Cases at DSHS 24/7 Facilities

Cumulative Cases:  
**99**  
78 staff, 21 clients

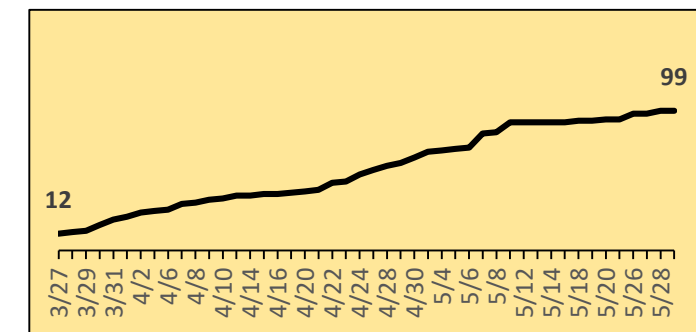
Fir	YVS	CSTC	WSH	ESH	SCC	LV	RAIN	ML	FT.STL	YRTF	PCSCTF	KCSCTF
<b>42</b>	<b>12</b>	<b>1</b>	<b>41</b>	<b>2</b>	<b>1</b>	-	-	-	-	-	-	-
31-11	10-2	1-0	33-8	2-0	1-0	0-0	0-0	0-0	0-0	0-0	0-0	0-0

**1.1%** of 8,650 Staff & Clients

## # of Active Cases Per Day



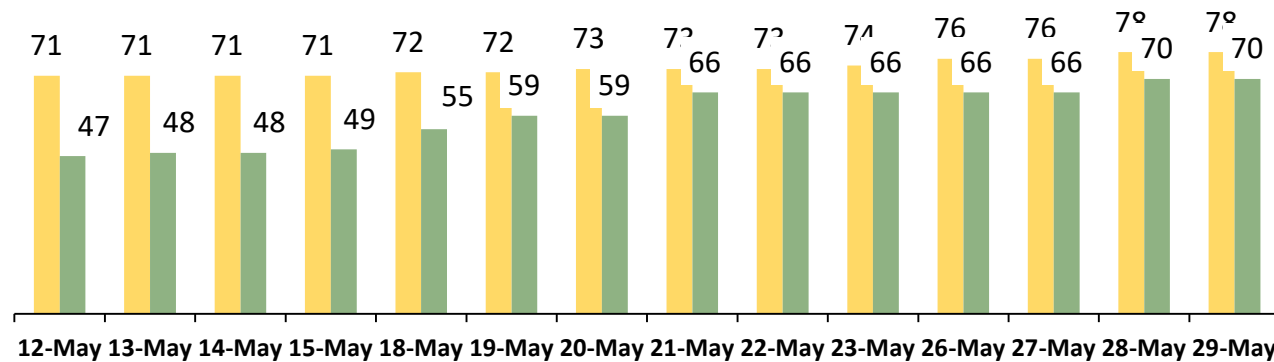
## Cumulative Cases Trend Line



Data Source: 24/7 Institutions Command as of 5/29/20



## 24/7 Staff - Total COVID-19 Cases



■ Total Positive ■ Total Recovered

Recovered

**89**

70 staff, 19 clients

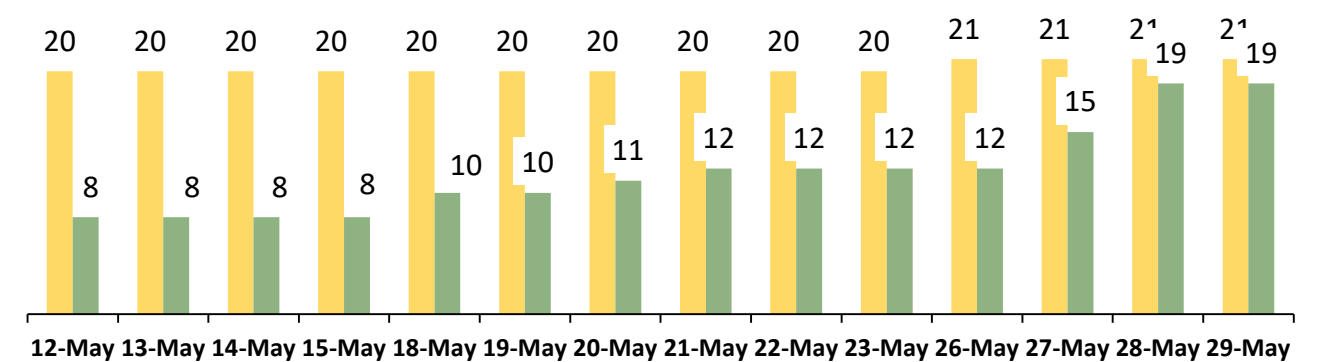
Deaths

**2**

1 staff, 1 clients



## 24/7 Clients - Total COVID-19 Cases



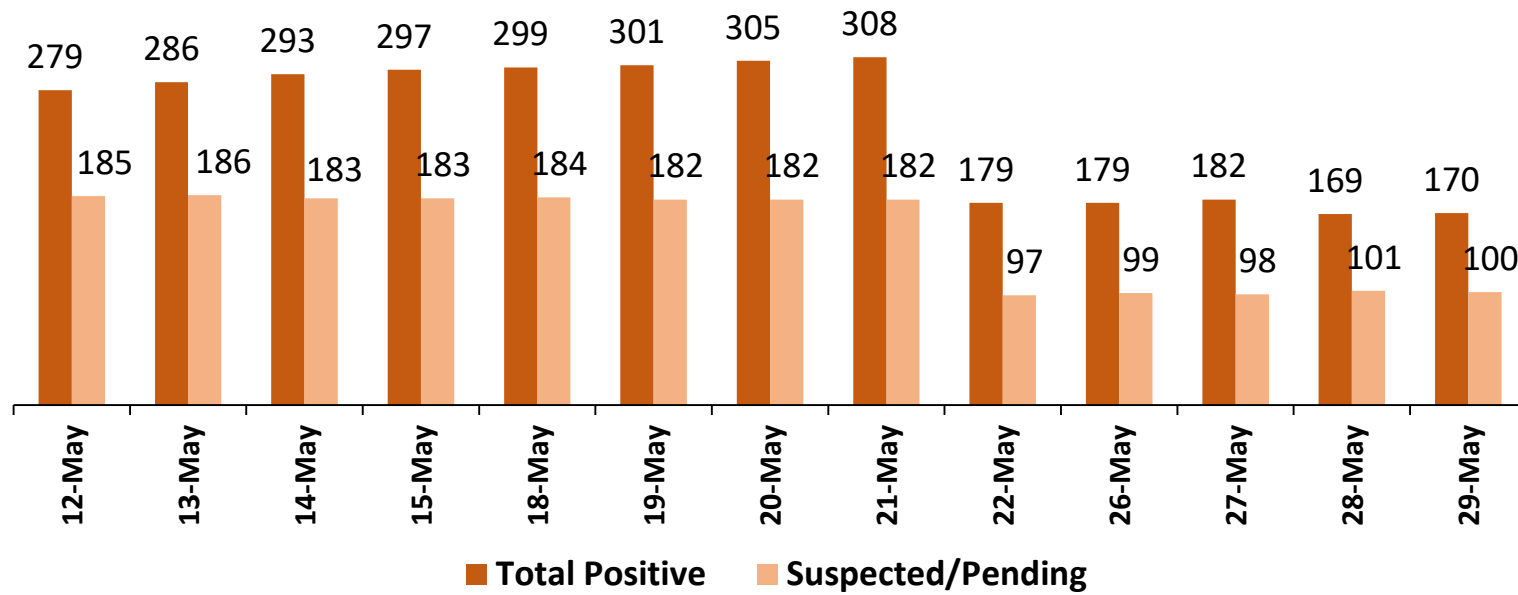
■ Total Positive ■ Total Recovered

Data Source: 24/7 Institutions Command as of 5/28/20

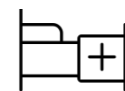

**LTC Facilities with COVID-19 Cases**

**Total Facilities = 4,173**

**6%**  
270 of 4,173



Data Source: Long Term Care Incident Command as of 5/29/20



**Surge Discharges**

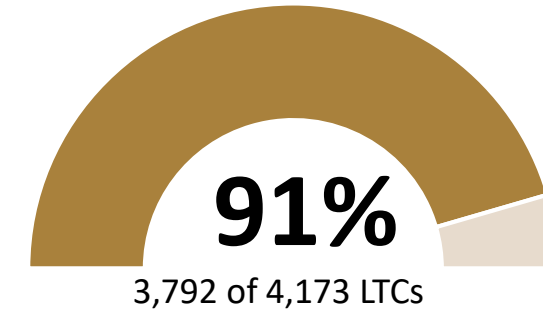
**1,405**  
Total Discharges

1,380 - AL TSA Discharges  
25 - DDA Discharges

Data Source: Long Term Care Incident Command as of 5/29/20  
Update Every Tues and Fri



**LTC Completed Inspections**  
Infection Control & PPE



Inspections by Facility Type

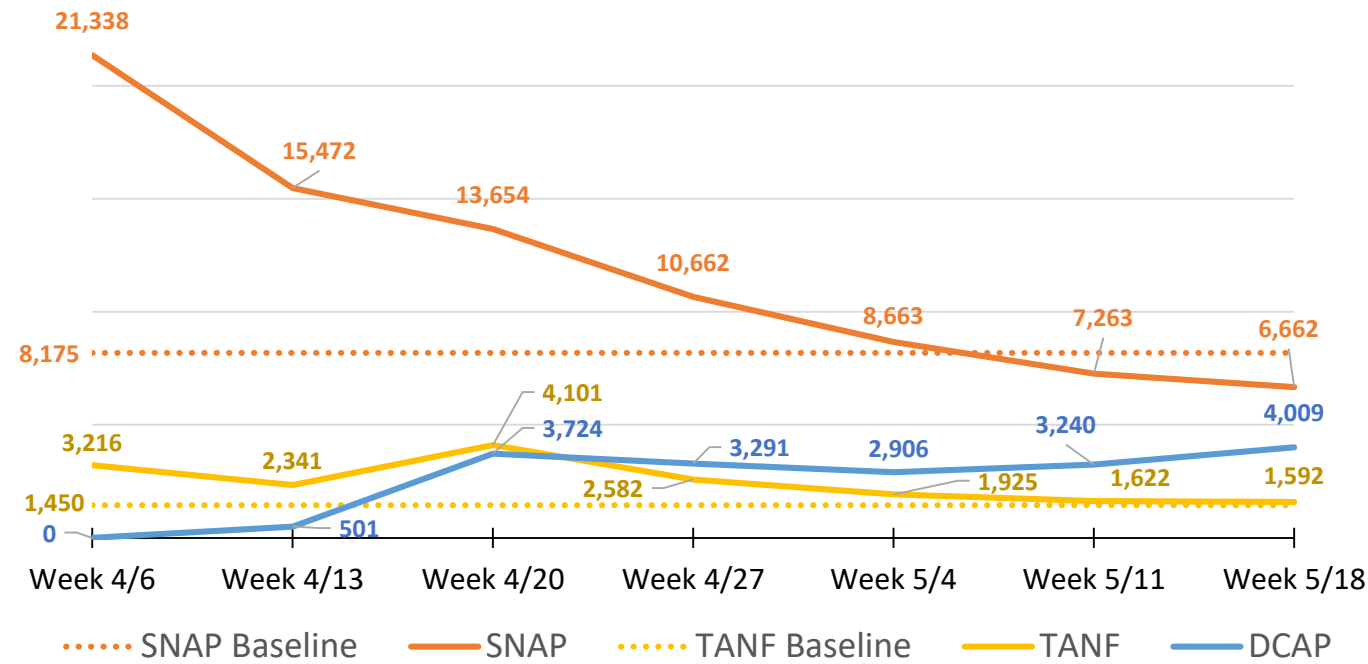
	Total	Inspected	% Complete
Adult Family Homes	3,253	2,989	92%
Assisted Living	538	538	100%
Supported Living*	166	50	30%
Inter. Care Nursing Facilities	5	5	100%
Enhanced Service Facilities	4	3	75%
Nursing Facilities	207	207	100%
<b>TOTALS</b>	<b>4,173</b>	<b>3,792</b>	<b>91%</b>

\*Supported Living inspections only completed for facilities with positive or suspected cases.

Data Source: Long Term Care Incident Command as of 5/28/20



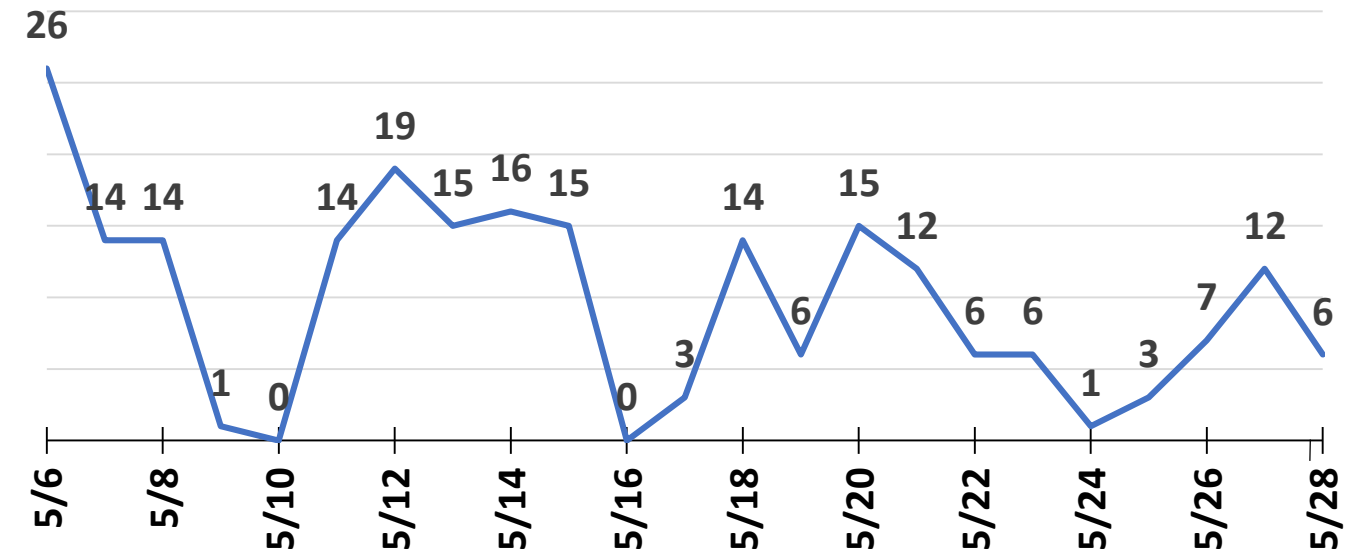
### Public Benefits Applications



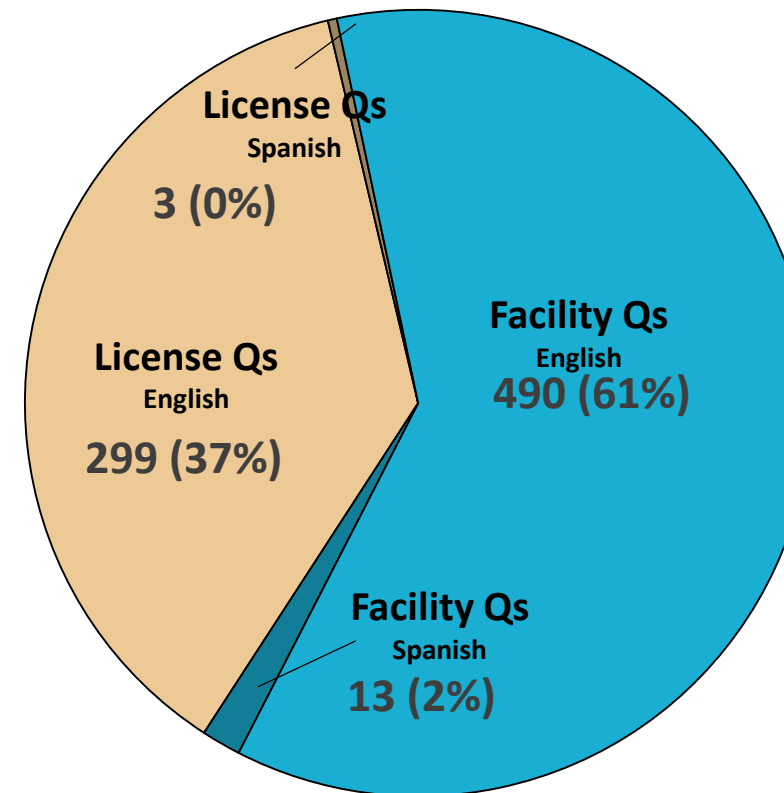
Data Source: ESA ECC Public Benefits Command as of 5/27/20, updated weekly.



### 211 COVID-19 Call Center Daily Volume



### Total DSHS 211 Calls (Since 3/30/20)



Total DSHS Calls

**805**



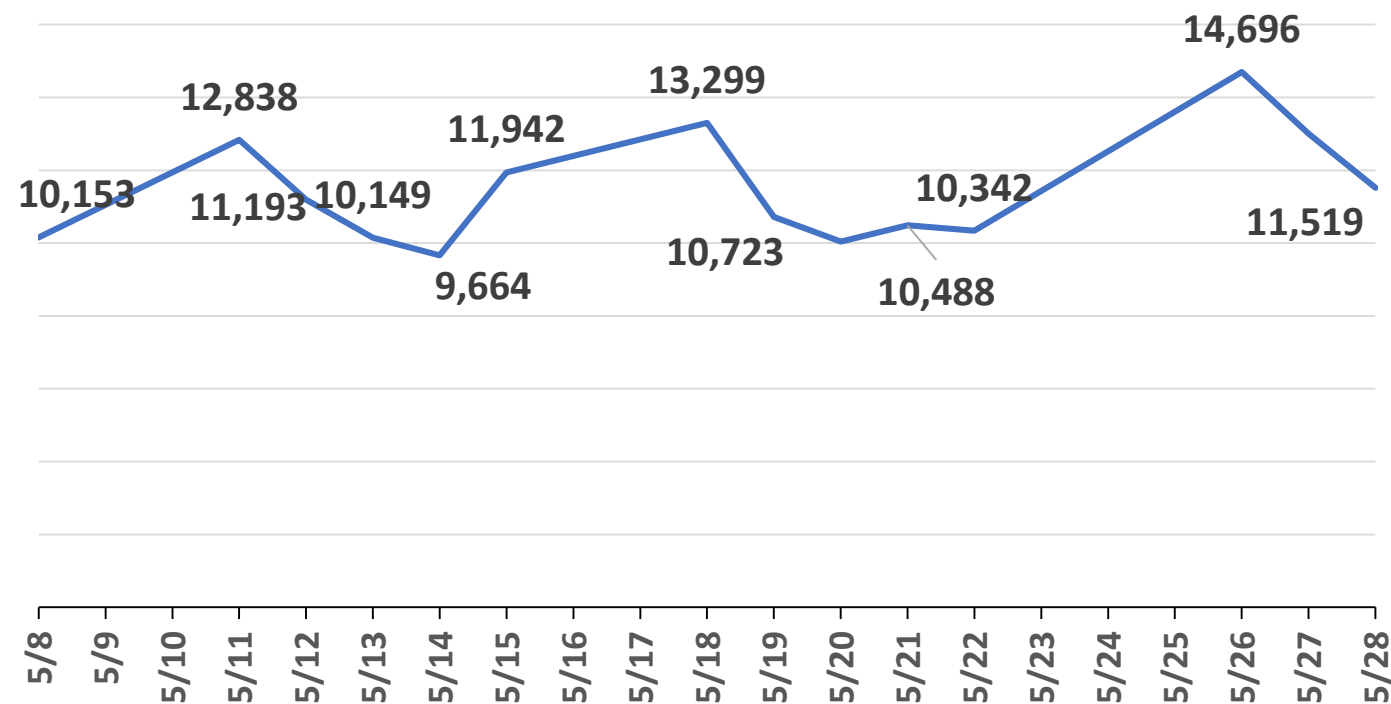
Average Call Time

**0:04:02**

Data Source: 211 COVID-19 Call Center as of 5/29/20



### ESA Daily Call Center Volume



Data Source: ESA ECC Public Benefits Command as of 5/29/20