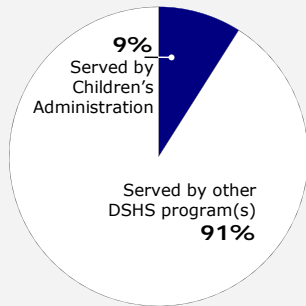




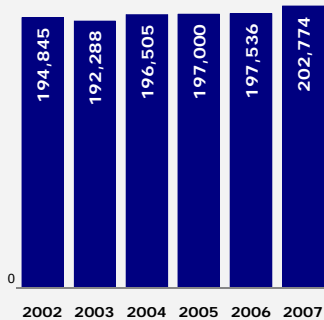
DSHS | Children's Administration Clients

Number 11.136.010 | A look at client participation using DSHS' Client Services Database

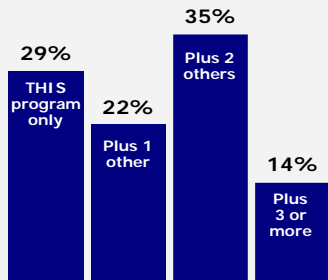
Clients Served by this Program as a Percent of All DSHS Clients
202,774 of 2,150,603 TOTAL, SFY 2007



Children's Administration Client Trend



Clients Need Many Services
Percent using this program in SFY 2007...



CONTACTS

PROGRAM CONTACT
Tammy Cordova, 360.902.7926
ctam300@dshs.wa.gov

RDA CONTACT (CSDB)
Maija Sandberg, 360.902.0749
sandbmt@dshs.wa.gov

BUDGET CONTACT
Rich Pannkuk, 360.902.8078
panr300@dshs.wa.gov

www1.dshs.wa.gov/rda/

2007 Client Participation

THE CHILDREN'S ADMINISTRATION supports families and seeks to ensure the safety and protection of children. Children's Administration (CA) both provides direct services and works in partnership with community-based public and private organizations. In State Fiscal Year (SFY) 2007, **202,774 clients** received the services described below from Children's Administration. The average cost per client was **\$1,833**.

ADOPTION AND ADOPTION SUPPORT

Children's Administration provides both Adoption Services and Adoption Support. Adoption Services provides avenues to permanently place children in DSHS custody with families. Services include permanency planning, adoption preparation, placement supervision, and some limited post-adoption services. Adoption Support encourages adoption of children from DSHS foster care who, because of special needs, would not otherwise be placed for adoption. This service eliminates barriers to the adoption of these children by providing financial assistance, medical and counseling services, and assistance with legal fees for adoption finalization. *37,606 clients, average client cost = \$2,249*

BEHAVIORAL REHABILITATION SERVICES

CA contracts with community agencies for behavior rehabilitation services for children and youth with serious emotional, behavioral or medical difficulties who cannot be adequately served in family foster homes. BRS provides a high level of care and treatment for children and youth with the most severe and intensive needs. BRS is time limited with a focus on a return to a less restrictive environment. Services are offered in an array of settings including the child's home, a treatment foster home or a group residential setting. *1,410 clients, average client cost = \$34,384*

CHILD AND FAMILY WELFARE SERVICES CASE MANAGEMENT

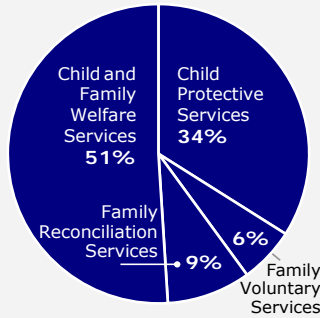
Child and Family Welfare Services (CFWS) provides both permanency planning and intensive treatment services to children and families when an order has been issued by the Court. Services are provided to address chronic or serious problems which interfere with a parent's ability to protect or parent children, such as on-going abuse and neglect or intensive needs. Most children served in this program are dependents of the state, in out-of-home care, or legally free for adoption. *42,473 clients, average client cost = \$1,709*

Number of Clients Receiving a CA Service	Child Protective Services Case Mgmt	117,751
	42,473	Child and Family Welfare Services
	37,606	Adoption and Adoption Support
	28,178	Family Reconciliation Services
	17,406	Foster Care Support Services
	12,693	Family Focused Services
	11,347	Foster Care Placement Services
	8,754	Child Care Services
	6,914	Family Voluntary Services Case Management
	1,410	Behavioral Rehabilitation Services
	881	Additional Services
	800	Other Intensive Services

NOTE: Since most clients receive more than one service, the sum of the categories shown at right will exceed the total number of clients served by the program.

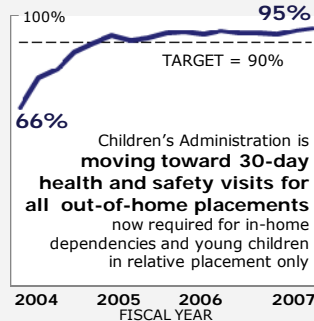
NOTE: CSDB identifies service use information and expenditures specific to each DSHS client. Costs that cannot be assigned to individual clients are not included—such as facilities, licensing, admin, outreach, prevention, fraud investigation, community block grants, and cost recoveries.

Distribution of Open Cases
June 2007

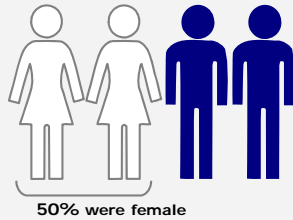


Out-of-Home Care Visits

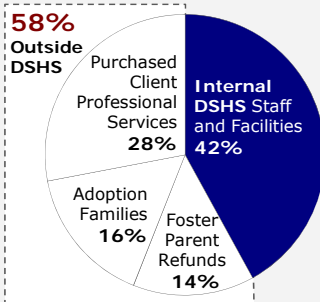
CHILDREN VISITED EVERY 90-DAYS



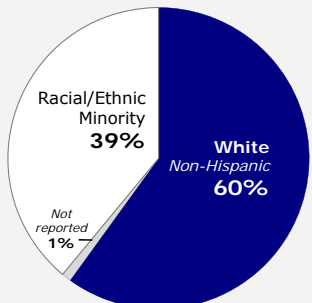
Client Gender Distribution
SFY 2007



Most Dollars Go to Services Provided by Non-Employees
SFY 2007



Race Ethnicity
SFY 2007 • All Children Receiving Children's Administration Services



CHILD CARE SERVICES

Child care payments support children and families engaged in CA programs and services. Payments are available when child care promotes the safety, permanency and wellbeing of the child and is a part of the case plan, including children living in foster care, living with relatives, or with biological parents. *8,754 clients, average client cost = \$2,560*

CHILD PROTECTIVE SERVICES (CPS)

CPS referrals are investigated when an allegation meets the legal definition of child abuse or neglect and a meeting with the child and parent is necessary. CPS completes a risk assessment, collateral contacts with key witnesses or information sources, offers services to families to reduce risk, and intervenes as necessary to protect children from abuse or neglect. CPS cases receive 24-hour intake, assessment, emergency intervention services, referral to community services, and/or legal intervention. *117,751 clients, average client cost = \$228*

FAMILY-FOCUSED SERVICES

CA provides individualized services to help families who are at risk of child placement or are in need of reunification. May include traditional child welfare services and/or basic needs (clothing, shelter, employment, transportation). Also includes in-home family preservation services and intensive family preservation services that are provided by contract agencies. *12,693 clients, average client cost = \$949*

FAMILY RECONCILIATION SERVICES (FRS)

FRS services are voluntary and devoted to maintaining family units and preventing out-of-home adolescent placement (13-17 year olds). FRS is available 7 days a week, 24 hours a day. Families requesting FRS are offered crisis stabilization services by CA staff and families who need further intervention are referred to contracted crisis family intervention services. *28,178 clients, average client cost = \$286*

FAMILY VOLUNTARY SERVICES (FVS) CASE MANAGEMENT

FVS provides early engagement and services to families without court ordered intervention. The program works with families, involving them throughout assessment, service planning and short term service delivery to reduce risk to children. Short-term voluntary placement is provided when needed to reduce risk. Families engaged in FVS may come to CA through a child abuse or neglect allegation or by a call from the family requesting service assistance. *6,914 clients, average client cost = \$313*

FOSTER CARE PLACEMENT SERVICES

Foster Care Placement Services provide 24-hour care for children of all ages who need short term or temporary placement due to abuse, neglect, and/or family conflict. When children are placed in out-of-home care, CA's goal is to return them to their homes safely or to find another permanent home as quickly as possible. Foster care services are also available with licensed foster parents through contracted community child placing agencies. *11,347 clients, average client cost = \$4,944*

FOSTER CARE SUPPORT SERVICES

Foster Care Support Services are provided to support children receiving Foster Care Placement Services. Children receive clothing and personal incidentals, psychological evaluation and treatment, personal care services, transportation, and payments made to foster parents for respite and for additional supervision for special activities. *17,406 clients, average client cost = \$1,652*

OTHER INTENSIVE SERVICES

These are alternatives to regular contracted Behavioral Rehabilitation Services and include Children's Hospitalization Alternative Program, Crisis Care Services, and other treatments, after care services, or exceptional cost placements. *800 clients, average client cost = \$9,736*

ADDITIONAL SERVICES

Smaller or unique services, such as personal care/nurse oversight, child care registration, and infant bonuses to providers. *881 clients, average client cost = \$2,158*

Not in this report: Referrals Not Accepted (did not pass sufficiency screening), Accepted Referrals where no caseworker was assigned, Child Care Training, Regional and Secure Crisis Residential Centers, Miscellaneous Adoption Services, Payments to assure bed availability (CRC slot payments), Public Health Nurses, Street Youth and Victim's Assistance, Domestic Violence, State Domestic Violence Hotline, Sexual Assault Victim Services, Employment Child Care (now reported in ESA), and DLR Child Protective Services Case Management.