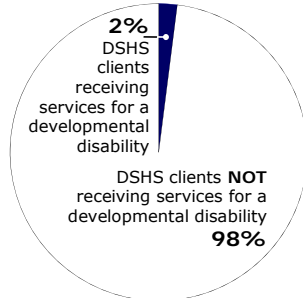
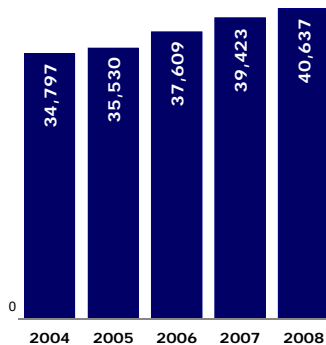


Percent of clients receiving this DSHS service

40,637 of 2,177,023 TOTAL, SFY 2008

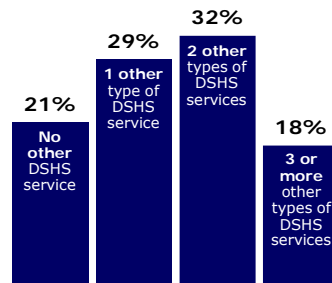


Developmental disability client trend



Clients need many services

In SFY 2008, percent using developmental disability services and . . .



PROGRAM CONTACT
Doug Washburn, 360.725.3452
washdc@dshs.wa.gov

RDA CONTACT (CSDB)
Maija Sandberg, 360.902.0749
sandbmt@dshs.wa.gov

BUDGET CONTACT
Marcia Wendling, 360.902.7769
wendlma@dshs.wa.gov

www1.dshs.wa.gov/rda/

Report Number 11.146.040

Supporting the potential of people with developmental disabilities

2008 CLIENT SERVICE COUNTS

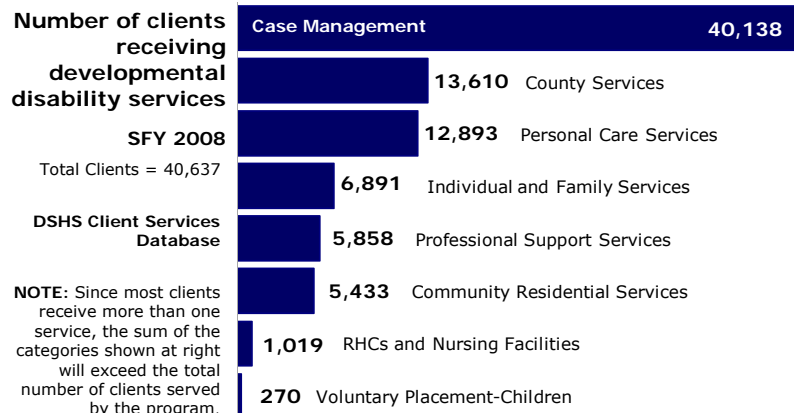
DEVELOPMENTAL DISABILITY SERVICES: DSHS provides support services and opportunities for the personal growth and development of persons with developmental disabilities resulting from mental retardation, epilepsy, cerebral palsy, autism, or another neurological or other condition closely related to mental retardation or that requires treatment similar to that required for individuals with mental retardation. Clients' disabilities are lifelong and constitute a substantial handicap to everyday functioning. Children under age 6 may receive services if they have Down Syndrome or developmental delays of 25 percent or more below children of the same age.¹ In State Fiscal Year (SFY) 2008, **40,637 clients** received the services described below from the Aging and Adult Services Administration, Division of Developmental Disabilities (ADSA|DDD). The average cost per client was **\$19,793**.

CASE MANAGEMENT

Case managers perform intake, eligibility determinations, and reviews, and provide information and referral services to applicants and eligible clients. Case managers also help eligible clients and families assess needs; develop individual service plans; authorize service provision; link clients with needed medical, social, educational, or other services, and provide support and assistance in handling life crises. Case management services are not provided to clients living in state institutions. Habilitation Plan Administrators at institutions monitor these clients. *40,138 clients, average client cost = \$1,054*

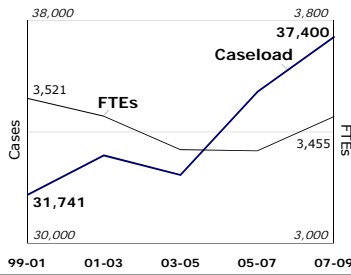
COMMUNITY RESIDENTIAL SERVICES

Clients with developmental disabilities who require assistance with daily living may receive services in their own homes or in live-in facilities. For clients living in their own homes, either alone or with a roommate, contracted agencies provide the necessary support. These non-facility based services include Alternative Living, Companion Homes, Medical/Dental services (for clients who are not Medicaid-eligible), Supported Living and State Operated Living Alternatives (SOLAs). Additionally, other residential support may include summer recreational activities, specialized aids or equipment purchases, reimbursement for activity fees, client transportation, interpreters, and other community supports such as client allowances. Staff provide support and training for clients living in Community Intermediate Care Facilities for the Mentally Retarded, Adult Residential Centers, Group Homes, and Adult Family Homes. *5,433 clients, average client cost = \$55,266*

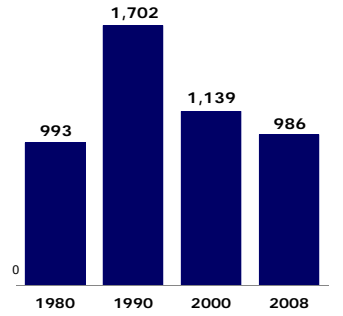


NOTE: CSDB identifies service use information and expenditures specific to each DSHS client. Costs that cannot be assigned to individual clients are not included—such as facilities, licensing, admin, outreach, prevention, fraud investigation, community block grants, and cost recoveries.

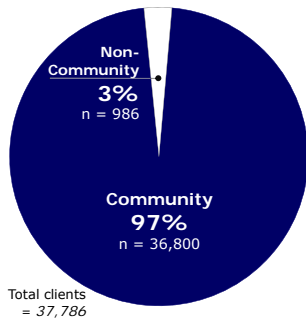
Comparing FTEs and caseload
1999-01 to 2007-09 Biennium



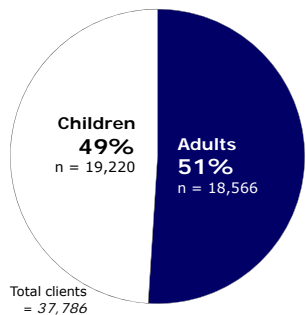
Trends in institutional care
Since 1980



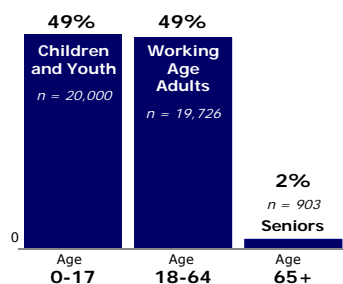
Living in communities
SFY 2008



Balancing adult and child care
FY 2008



Client age distribution
SFY 2008



COUNTY SERVICES

DSHS contracts with county governments to provide services to both adults and infants with developmental disabilities. Adult-oriented services include Individual Supported Employment that helps clients find and keep jobs in the community, Group Supported Employment that enables clients to work in groups or enclaves at local businesses, Prevocational Employment/Specialized Industries that provide employment in training centers, , Community Access, , and Person-to-Person services which are a part of an individual's pathway to Individual Employment. A client in Person to Person is not yet stable in employment. Through county contracts, DSHS also funds Child Development services which involve specialized therapeutic or educational services for infants, toddlers, and their families to maximize the child's development and enhance parental support.² 13,610 clients, average client cost = \$3,989

INDIVIDUAL AND FAMILY SERVICES

The purpose of the Individual and Family Services Program is to partner with families as care providers for children with developmental disabilities and adults who choose to live in the family home. To the maximum extent possible, individuals and families must be given choice of services and exercise control over the resources available to them. The Individual and Family Services (IFS) Program allows participants to use their award to pay for services related to, and resulting from, their disability and identified and agreed to in your DDD Assessment Individual Support Plan (ISP) such as respite, Therapies, equipment and supplies. 6,891 clients, average client cost = \$2,996

PERSONAL CARE SERVICES

DSHS provides Personal Care Services to Medicaid-eligible children and adults with developmental disabilities. The major difference between children's and adult's Personal Care is in the age appropriate level of need for specific Personal Care tasks. This service enables eligible individuals to remain in their community residences through the provision of semi-skilled maintenance or supportive services. These services can be provided in the person's own home, a licensed Adult Family Home, or an Adult Residential Center. 12,893 clients, average client cost = \$14,160

PROFESSIONAL SUPPORT SERVICES

DSHS funds Professional Support Services for adults with developmental disabilities supported by Community Residential Services providers and for those who live with their families.³ These include medical and dental services for clients Medicaid-eligible, psychological services provided to determine eligibility, professional evaluations, counseling, nursing care, specialized equipment, environmental adaptations, occupational, physical, instructional, communication, behavioral and other therapies approved by exception. 5,858 clients, average client cost = \$223

RHCS AND NURSING FACILITIES

State Residential Habilitation Centers provide residential and habilitation services to persons with developmental disabilities either under Intermediate Care Facilities for the Mentally Retarded (ICF/MR) or Nursing Facility regulations. Rainier School and the Frances Haddon Morgan Center have only ICF/MR beds; Fircrest and Lakeland Village have both ICF/MR and nursing facility beds. Yakima Valley has only nursing facility beds. 1,019 clients, average client cost = \$186,807

VOLUNTARY PLACEMENT-CHILDREN

A family may ask for out-of-home placement for their child under 18 due solely to the child's disability. Under certain circumstances, the child may be placed in licensed out-of-home care. 270 clients, average client cost = \$46,682

¹CSDB obtains service and expenditure information for some clients who do not appear in ADSA|DDD information systems due to the inclusion of additional source information systems (for example, the Medicaid Management Information System). ADSA|DDD also typically reports point in time counts rather than annual counts. For these reasons, CSDB client counts and dollar sums may differ from those reported by DDD.

²For county services, expenditures for county administration are not included.

³CSDB counts for Medical/Dental services include only clients whose treatment was paid for by DDD. Clients whose treatment was paid for by Medical Assistance are included in MA counts.

Not in this report: Training, payments for ADSA|DDD Group Home vacancies, and employment and day service authorizations.