



Children on TANF in Washington State

The Well-Being of Children and Caregivers

Prepared for

WorkFirst Subcabinet, One Table Group Meeting, September 15, 2010

Presented by David Mancuso, PhD

with Melissa Ford Shah, MPP • Lijian He, PhD • Sharon Estee, PhD • Barbara Felver, MES, MPA • Kathryn Beall • Rebecca Yette, MCS



Analyses to support discussions for TANF redesign

Study Questions

Presented August 18

1. How do adult leavers, cyclers and stayers differ based on information available in the DSHS Integrated Client Database:

- Individual and family demographics?
- Employment and wage progression?
- Physical health and behavioral risk factors that pose barriers to work?
- Homelessness, involvement with Children's Administration, and involvement with the criminal justice system?

TODAY'S TOPIC

2. How do children on child-only cases compare to other children on TANF in terms of:

- Individual and family characteristics?
- Health and safety risk indicators for the child?
- Multi-system involvement for the child and for the family?



A look at children on child-only TANF cases

Study period:



Five types of child-only TANF clients:

- ① **Kinship:** Child-only cases in which the head of household is a relative caregiver of the child
- ② **Legal Guardian:** Child-only cases in which the child is living with a legal guardian
- ③ **Disabled Parent:** Child-only cases in which the head of household is a disabled parent
- ④ **Undocumented Parent:** Child-only cases in which the head of household is an undocumented immigrant
- ⑤ **Disqualified:** Disqualified parents have been prohibited from receiving TANF benefits under federal law because of fleeing a felony conviction, a probation or parole violation, or fraudulent receipt of public assistance.

In this analysis . . .

- ▶ **“All other TANF children”** refers to children receiving TANF because a parent with whom they live is a TANF recipient



Why the interest in children on child-only TANF cases?

- Child-only cases make up roughly 40 percent of the overall TANF caseload
- As shown below, for the June 2007 cohort of TANF children the median length of stay on TANF from July 2007 to June 2009 tends to be much higher for child-only cases
- Children with disabled parents or kinship caregivers have the highest length of stay
- Although they tend to spend more time on TANF, child-only cases may never meet with a DSHS case manager—by contrast, other TANF cases typically meet with case managers on a frequent basis

TANF CHILDREN	Child-Only Cases					Others
Months on TANF, July 2007 to June 2009	Kinship <i>n = 14,244</i>	Legal Guardian <i>n = 1,013</i>	Disabled Parent <i>n = 7,415</i>	Undocumented Parent <i>n = 9,372</i>	Disqualified <i>n = 269</i>	All Other TANF Children <i>50,528</i>
Mean number of months	18	15	18	16	15	13
Median number of months	24	18	24	19	17	12



Length of stay by dependency status

CHILDREN ON TANF IN JUNE 2007

- Children in kinship and legal guardian cases with a dependency order tend to have shorter subsequent lengths of stay on TANF

TANF CHILDREN	Child-Only Cases				Others	
	Kinship <i>n</i> = 14,244		Legal Guardian <i>n</i> = 1,013		All Other TANF Children <i>n</i> = 50,528	
Months on TANF, July 2007 to June 2009						
<i>Dependency order?</i>	YES <i>n</i> = 2,178	NO <i>n</i> = 12,066	YES <i>n</i> = 120	NO <i>n</i> = 893	YES <i>n</i> = 773	NO <i>n</i> = 49,755
Mean number of months	16	18	13	16	13	13
Median number of months	18	24	13	19	14	12

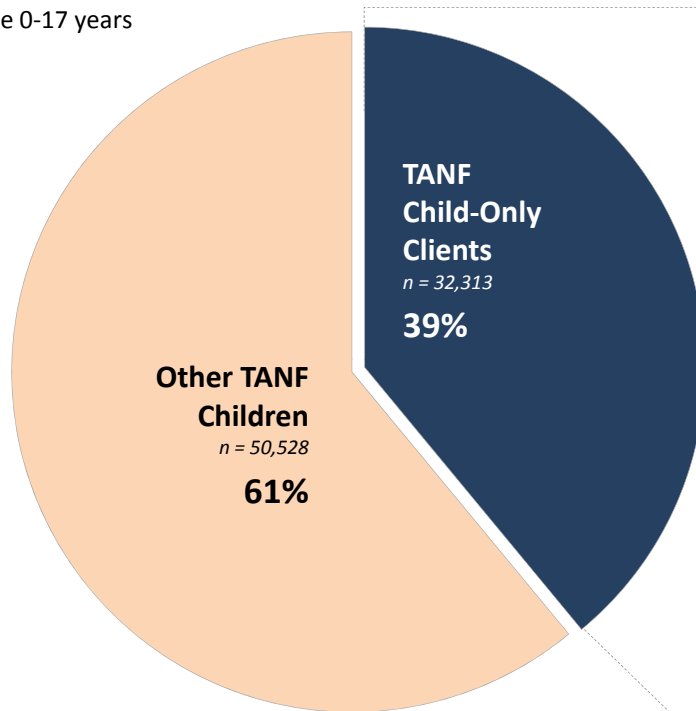


Children receiving Temporary Assistance for Needy Families

JUNE 2007 • TOTAL POPULATION = 82,841

All TANF children

Age 0-17 years



Child-Only cases

Kinship

n = 14,244

17%

Undocumented Immigrant

n = 9,372

11%

Disabled

n = 7,415

9%

1% Legal Guardian

n = 1,013

0.3% Disqualified

n = 269



Child and family characteristics

TANF CHILDREN AS OF JUNE 2007	Child-Only Cases					Others
Family Status	Kinship <i>n = 14,244</i>	Legal Guardian <i>n = 1,013</i>	Disabled Parent <i>n = 7,415</i>	Undocumented Parent <i>n = 9,372</i>	Disqualified <i>n = 269</i>	All Other TANF Children <i>n = 50,528</i>
Birth mom identified	85%	77%	81%	79%	87%	84%
Birth dad identified	69%	62%	73%	72%	75%	78%
Household Head Age/Health						
At or above medical risk of average SSI client (%)*	28%	28%	34%	4%	12%	12%
Mean age	50 years	43 years	39 years	32 years	31 years	32 years
Age of Child						
0-5 years	28%	20%	21%	50%	49%	48%
6-12 years	39%	32%	34%	36%	29%	33%
13+ years	32%	48%	44%	14%	22%	19%
Child's Gender						
Male	49%	46%	48%	50%	53%	51%
Female	51%	54%	52%	50%	47%	49%
Child's Race/Ethnicity						
Any minority	51%	50%	50%	99%	70%	56%
White only	49%	50%	50%	1%	30%	44%
Minority Detail for Child**						
Hispanic	19%	15%	14%	89%	39%	20%
Native American/Alaskan	15%	16%	9%	0%	8%	9%
Asian/Pacific Islander	5%	7%	8%	2%	3%	5%
Black	18%	19%	22%	1%	22%	21%

* FY 2007 medical risk among the subset of clients with DSHS medical coverage in that fiscal year.

**Clients who reported belonging to more than one race/ethnicity group are counted in each reported group. As a result, the minority detail categories will sum to more than the percent for the "Any minority" group. In other instances, throughout the presentation, where totals do not add to 100 percent, it is due to rounding.



Key findings: Child and family characteristics

Child-only cases with non-parental caregivers

- Children cared for by kinship caregivers and legal guardians tend to be older

Child-only cases with parental caregivers

- Like children in kinship and legal guardian care, children in disabled-parent child-only cases tend to be older
- The vast majority of children of undocumented parents (about 90 percent) are Hispanic

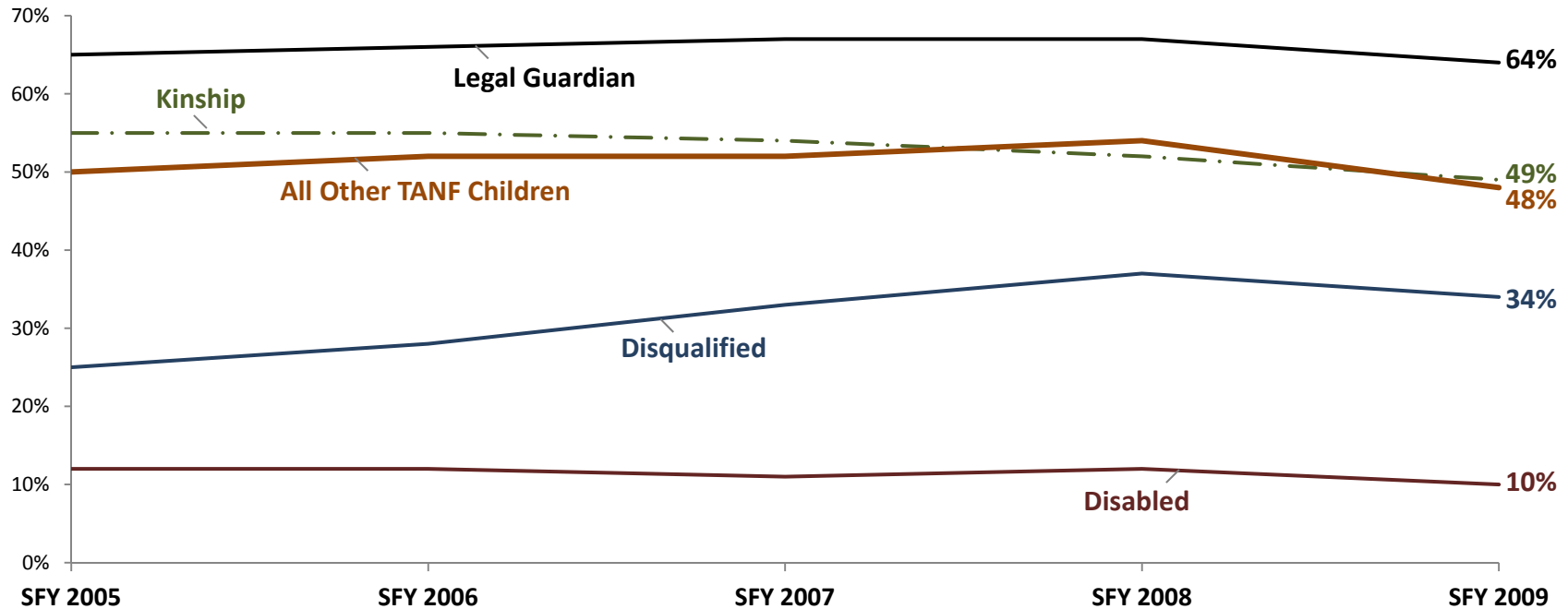
Identification of birth parents

- We are able to identify birth parents for most children through linkages to birth certificate and child support enforcement data



Employment among child's head of household

EMPLOYMENT SECURITY DEPARTMENT UNEMPLOYMENT INSURANCE WAGE DATA

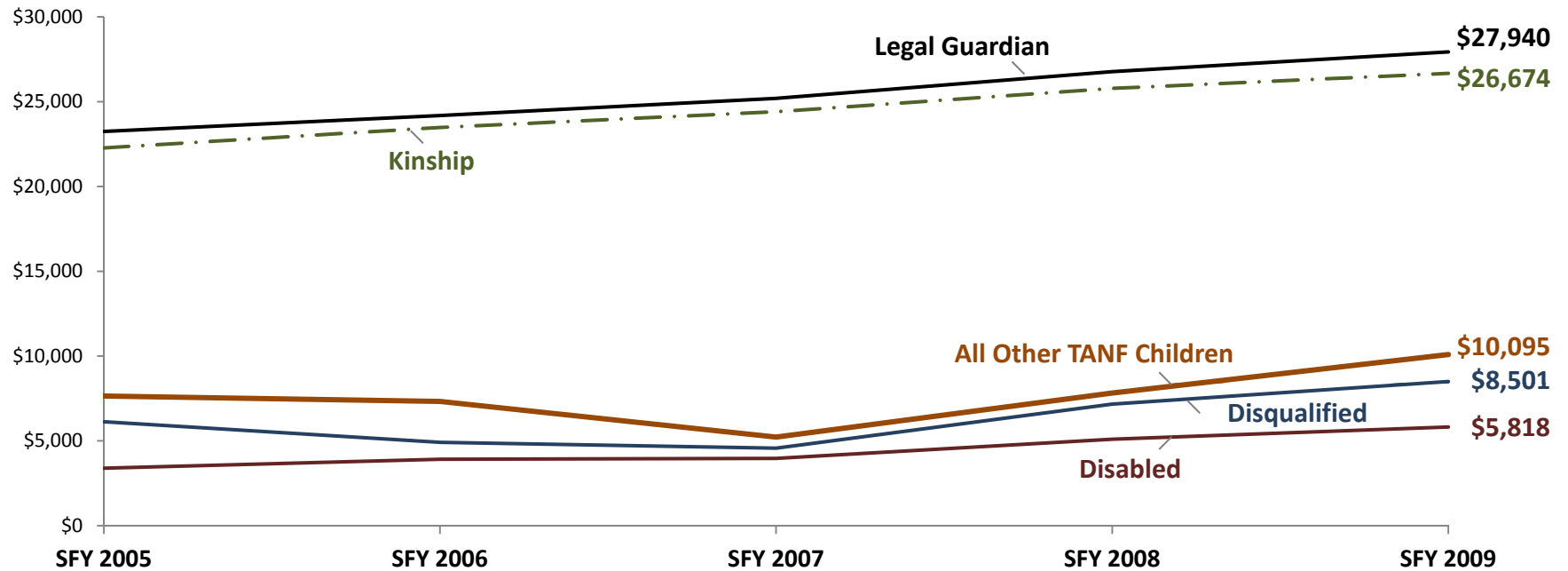


TANF CHILDREN	Child-Only Cases					Others
	Kinship <i>n</i> = 14,244	Legal Guardian <i>n</i> = 1,013	Disabled Parent <i>n</i> = 7,415	Undocumented Parent <i>n</i> = 9,372	Disqualified <i>n</i> = 269	All Other TANF Children <i>n</i> = 50,528
Reported in ESD UI wage file						
... in SFY 2005	55%	65%	12%	n/a	25%	50%
... in SFY 2006	55%	66%	12%	n/a	28%	52%
... in SFY 2007	54%	67%	11%	n/a	33%	52%
... in SFY 2008	52%	67%	12%	n/a	37%	54%
... in SFY 2009	49%	64%	10%	n/a	34%	48%



Average annual earnings among heads of household with earnings

EMPLOYMENT SECURITY DEPARTMENT UNEMPLOYMENT INSURANCE WAGE DATA



TANF CHILDREN	Child-Only Cases					Others
	Kinship	Legal Guardian	Disabled Parent	Undocumented Parent	Disqualified	All Other TANF Children
Household head's earnings/year among those employed in each SFY						
Reported in ESD UI wage file . . . in SFY 2005	\$22,275	\$23,247	\$3,390	n/a	\$6,132	\$7,649
. . . in SFY 2006	\$23,478	\$24,187	\$3,920	n/a	\$4,915	\$7,326
. . . in SFY 2007	\$24,412	\$25,198	\$3,965	n/a	\$4,569	\$5,222
. . . in SFY 2008	\$25,785	\$26,775	\$5,101	n/a	\$7,167	\$7,825
. . . in SFY 2009	\$26,674	\$27,940	\$5,818	n/a	\$8,501	\$10,095



Key findings: Financial well-being of heads of household

Employment

- Approximately two-thirds of legal guardians were employed over the five years from SFY 2005-09 —they had the highest employment rates of any group
- About half of kinship caregivers and other TANF household heads were employed in each year

Earnings

- Among the subset of those employed, kinship and legal guardian household heads had the highest recorded earnings
- Heads of households in disabled parent and other TANF cases have considerably lower earnings than the other groups—this is not surprising given that participation in TANF and SSI have income eligibility limits



Basic Food enrollment and DSHS medical coverage

- Throughout this presentation, measures of behavioral health and medical data are shown only for those who had DSHS medical coverage since this information is derived primarily from medical claims and encounters
- Similarly, measures of homelessness are shown only for those with either Basic Food or DSHS medical coverage since this information is captured through eligibility processing
- Consistent with observed employment and earnings patterns, kinship and legal guardian household heads tend to rely less on the Basic Food Program and DSHS medical coverage

BASIC FOOD AND DSHS MEDICAL COVERAGE (SFY 2007)	Child-Only Cases					Others
	Kinship	Legal Guardian	Disabled Parent	Undocumented Parent	Disqualified	All Other TANF Children
Basic Food						
Child	49%	46%	96%	98%	96%	97%
Mom	61%	62%	91%	2%	55%	94%
Dad	35%	30%	39%	5%	32%	43%
Head of Household	34%	32%	97%	1%	59%	98%
Medical Coverage						
Child	100%	100%	100%	100%	100%	99%
Mom	54%	52%	94%	38%	71%	94%
Dad	23%	22%	35%	5%	29%	36%
Head of Household	25%	19%	100%	38%	77%	98%



Behavioral health risk indicators for children age 6 to 11

AMONG CHILDREN WITH DSHS MEDICAL COVERAGE

TANF CHILDREN AGE 6 TO 11	Child-Only Cases					Others
Behavioral Health Risk Indicators (SFY 2005-09)	Kinship <i>n</i> = 4,782	Legal Guardian <i>n</i> = 279	Disabled Parent <i>n</i> = 2,130	Undocumented Parent <i>n</i> = 2,951	Disqualified <i>n</i> = 69	All Other TANF Children <i>n</i> = 14,666
Overall mental health need	44%	49%	39%	13%	23%	29%
Mental Health Diagnosis						
ADHD	15%	19%	15%	4%	6%	10%
Adjustment disorder	12%	17%	8%	3%	10%	6%
Anxiety disorder	19%	16%	16%	5%	9%	11%
Bipolar/mania disorder	4%	6%	4%	1%	3%	2%
Depression	9%	8%	10%	3%	1%	6%
Received Psychotropic Medication						
ADHD	19%	23%	16%	2%	4%	11%
Antianxiety	2%	1%	2%	1%	4%	2%
Antidepressant	7%	9%	7%	1%	0%	4%
Antipsychotic or antimania	4%	6%	4%	0%	1%	2%
Alcohol and/or Drug Treatment Need						
Yes	1%	1%	1%	0%	0%	1%



Behavioral health risk indicators for children age 12 to 18

AMONG CHILDREN WITH DSHS MEDICAL COVERAGE

TANF CHILDREN AGE 12 TO 18	Child-Only Cases					Others
Behavioral Health Risk Indicators (SFY 2005-09)	Kinship <i>n</i> = 5,295	Legal Guardian <i>n</i> = 523	Disabled Parent <i>n</i> = 3,598	Undocumented Parent <i>n</i> = 1,703	Disqualified <i>n</i> = 65	All Other TANF Children <i>n</i> = 11,462
Overall mental health need flag	48%	48%	44%	20%	38%	35%
Mental Health Diagnosis						
ADHD	13%	10%	11%	6%	12%	8%
Adjustment disorder	11%	10%	8%	2%	6%	7%
Anxiety disorder	19%	20%	18%	7%	15%	14%
Bipolar/mania disorder	6%	5%	7%	1%	8%	4%
Depression	23%	22%	21%	8%	17%	16%
Received Psychotropic Medication						
ADHD	14%	14%	12%	2%	2%	8%
Antianxiety	4%	4%	5%	1%	9%	3%
Antidepressant	16%	19%	17%	4%	11%	11%
Antipsychotic or antimania	5%	6%	4%	1%	0%	3%
Alcohol and/or Drug Treatment Need						
Yes	16%	17%	14%	10%	14%	13%



Key findings: Behavioral health of kids

Child-only cases with non-parental caregivers

- Children with kinship caregivers and legal guardians tend to have the highest rate of mental health need, with almost half of 12 to 18 year-olds having a need identified through diagnoses or prescription medications
 - *ADHD and anxiety disorders are the most prevalent problems among younger kids in these households, while older kids also tend to struggle with depression*
- Older children with non-parental caregivers show relatively greater risk of alcohol/drug problems (16 percent of kinship and 17 percent of legal guardian cases have identified need)

Child-only cases with parental caregivers

- Children of disabled parents show rates of mental health needs similar to children in kinship and legal guardian care
- Children of undocumented parents have the lowest rates of identified behavioral health needs



Behavioral health risk indicators among birth moms

AMONG THOSE WITH DSHS MEDICAL COVERAGE

BIRTH MOMS	Child-Only Cases					Others
Behavioral Health Risk Indicators (SFY 2005-09)	Kinship <i>n = 8,913</i>	Legal Guardian <i>n = 560</i>	Disabled Parent <i>n = 5,779</i>	Undocumented Parent* <i>n = 5,148</i>	Disqualified <i>n = 196</i>	All Other TANF Children <i>n = 41,028</i>
Overall mental health need flag	65%	66%	84%	21%	53%	66%
Mental Health Diagnosis						
Anxiety disorder	33%	37%	51%	6%	23%	35%
Bipolar/mania disorder	18%	18%	26%	1%	10%	13%
Depression	44%	44%	60%	11%	31%	45%
Psychotic disorder	8%	7%	10%	0%	3%	3%
Psychotic or bipolar/mania disorder	21%	21%	30%	1%	12%	15%
Received Psychotropic Medication						
Antianxiety	25%	26%	42%	2%	20%	27%
Antidepressant	49%	47%	71%	13%	37%	52%
Antipsychotic or antimania	18%	19%	29%	1%	12%	12%
Alcohol and/or Drug Treatment Need						
Yes	62%	61%	33%	3%	39%	32%

*Likely under-reported due to limited medical coverage duration and scope of benefits for undocumented parents.



Behavioral health risk indicators among birth dads

AMONG THOSE WITH DSHS MEDICAL COVERAGE

BIRTH DADS	Child-Only Cases					Others
Behavioral Health Risk Indicators (SFY 2005-09)	Kinship <i>n = 4,344</i>	Legal Guardian <i>n = 258</i>	Disabled Parent <i>n = 2,670</i>	Undocumented Parent* <i>n = 532</i>	Disqualified <i>n = 83</i>	All Other TANF Children <i>n = 20,007</i>
Overall mental health need flag	43%	43%	57%	24%	45%	42%
Mental Health Diagnosis						
Anxiety disorder	17%	18%	21%	7%	18%	16%
Bipolar/mania disorder	10%	9%	12%	3%	7%	8%
Depression	23%	26%	30%	12%	20%	23%
Psychotic disorder	7%	7%	10%	4%	4%	5%
Psychotic or bipolar/mania disorder	14%	13%	18%	6%	8%	11%
Received Psychotropic Medication						
Antianxiety	13%	14%	21%	7%	10%	15%
Antidepressant	26%	26%	38%	14%	28%	28%
Antipsychotic or antimania	12%	9%	16%	4%	5%	10%
Alcohol and/or Drug Treatment Need						
Yes	67%	64%	45%	33%	59%	49%

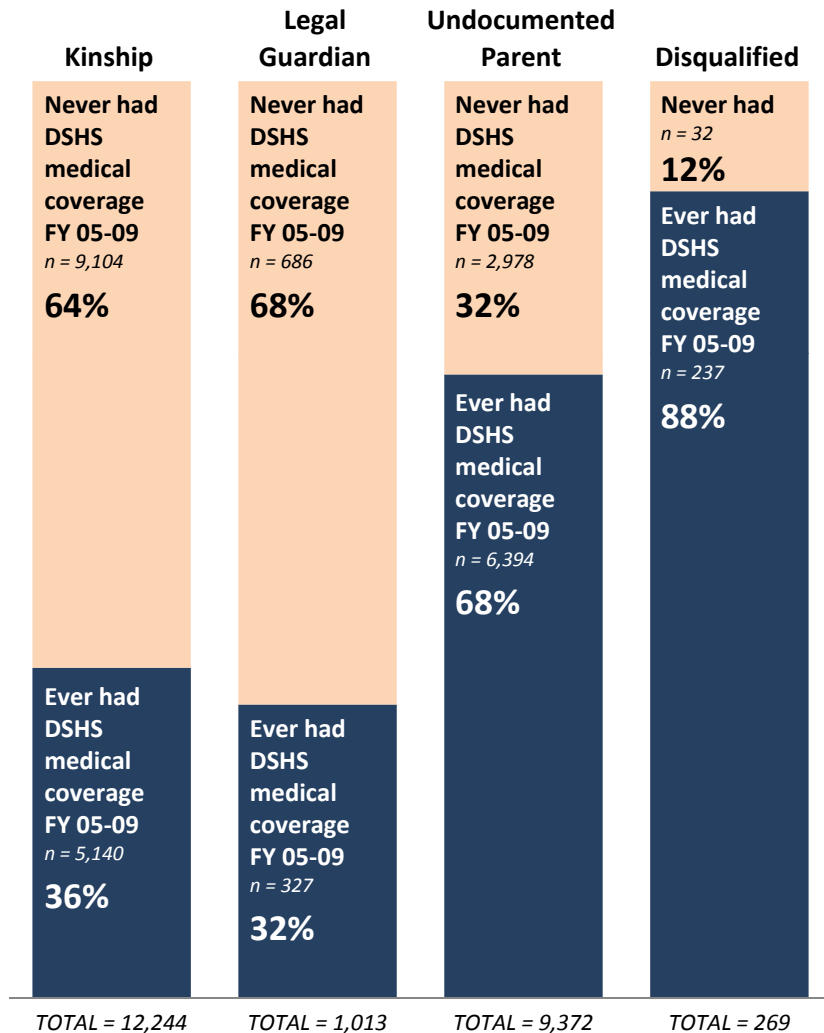
*Likely under-reported due to limited medical coverage duration and scope of benefits for undocumented parents.



Medical coverage for heads of household

JUNE 2007

Head of Household . . .



Behavioral health risk indicators are reported only for the subset of household heads who received DSHS medical coverage at some time in the SFY 2005 – SFY 2009 time period

Behavioral health needs are likely to be higher for the subset of household heads in kinship and legal guardian cases who have had DSHS medical coverage, compared to other household heads in kinship and legal guardian cases



Behavioral health risk indicators among heads of household

AMONG THOSE WITH DSHS MEDICAL COVERAGE

HEADS OF HOUSEHOLD	Child-Only Cases					Others
Behavioral Health Risk Indicators (SFY 2005-09)	Kinship** <i>n</i> = 5,140	Legal Guardian** <i>n</i> = 327	Disabled Parent <i>n</i> = 7,410	Undocumented Parent* <i>n</i> = 6,394	Disqualified <i>n</i> = 237	All Other TANF Children <i>n</i> = 49,886
Overall mental health need flag	54%	52%	84%	20%	56%	64%
Mental Health Diagnosis						
Anxiety disorder	22%	24%	49%	5%	24%	33%
Bipolar/mania disorder	5%	6%	24%	0%	12%	12%
Depression	30%	27%	59%	10%	32%	43%
Psychotic disorder	3%	3%	10%	0%	4%	3%
Psychotic or bipolar/mania disorder	7%	8%	28%	1%	14%	14%
Received Psychotropic Medication						
Antianxiety	24%	26%	42%	2%	20%	26%
Antidepressant	43%	42%	70%	12%	40%	51%
Antipsychotic or antimania	6%	7%	27%	0%	12%	11%
Alcohol and/or Drug Treatment Need						
Yes	13%	13%	31%	3%	41%	31%



**Estimated prevalences are likely to be biased upward due to restriction to clients with DSHS medical coverage.
* Likely under-reported due to limited medical coverage duration and scope of benefits for undocumented parents.

Key findings: Behavioral health of birth parents and caregivers

Birth Moms

- Two-thirds of birth moms in kinship, legal guardian, and non-child-only TANF cases have an identified mental health need
- Strikingly, over 60 percent of birth moms whose kids are in the care of non-parental caregivers (kinship and legal guardian) have an identified need for alcohol/drug treatment
 - *Half as many birth moms in non child-only TANF cases (32 percent) have an alcohol/drug problem identified*
- Disabled parents have the highest rate of mental health need (84 percent) across all groups, with especially high rates of depression and anxiety
- Undocumented parents have the lowest measured rates of behavioral health needs, although these conditions are likely under-reported due to limited medical coverage duration and scope of benefits for undocumented parents

Birth Dads

- Birth fathers of TANF children in undocumented parent child-only cases are much more likely than birth moms to have identified substance use problems.

Heads of Household

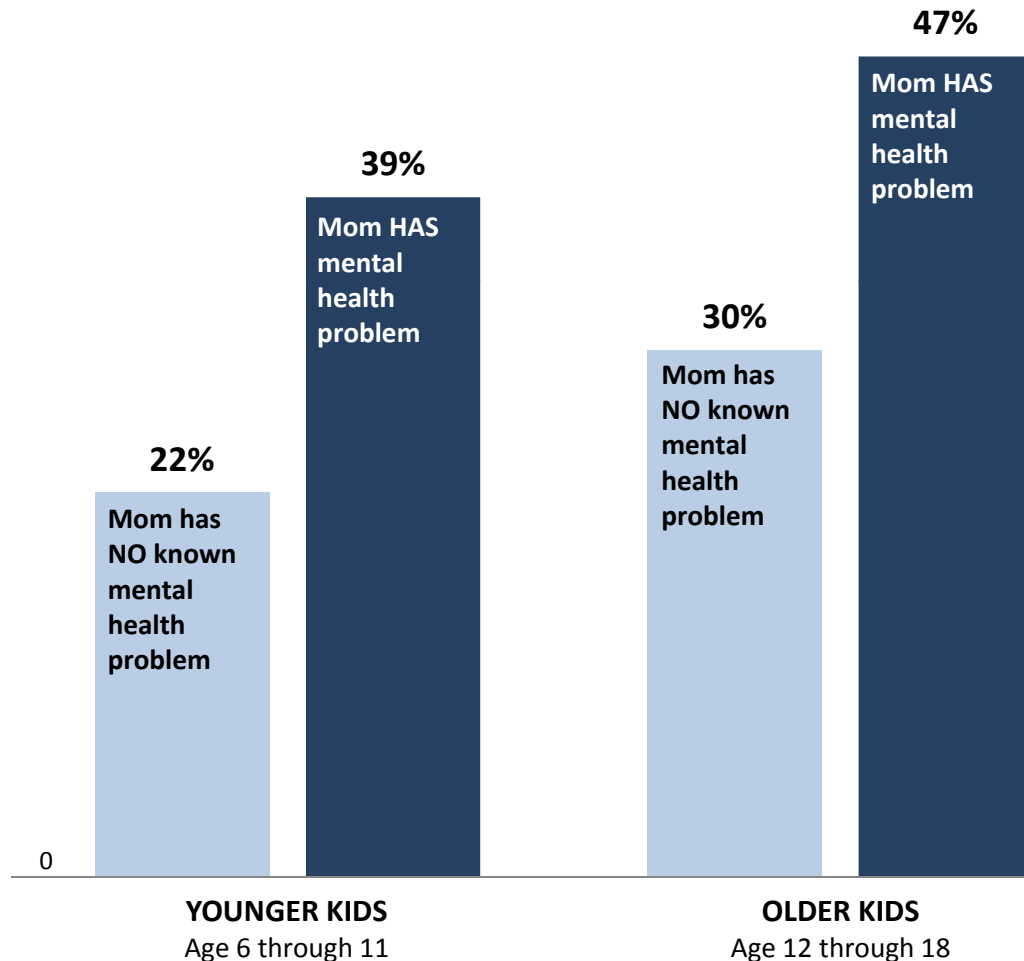
- Although estimated rates of need are likely to be biased upward due to the restriction to clients with DSHS medical coverage, household heads in kinship and legal guardian child-only cases tend to have fewer behavioral health problems, compared to household heads in non child-only TANF cases



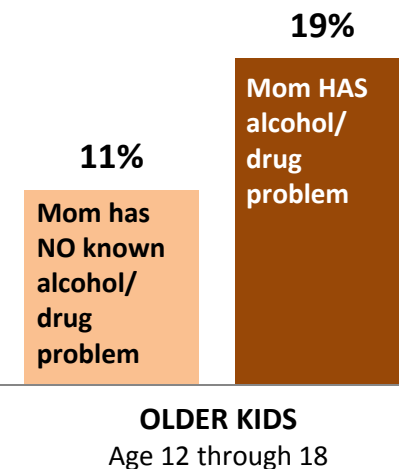
Maternal behavioral health risk increases child's risk

— Children whose moms have behavioral health problems are more likely to have them as well —

Percent of Children with Mental Health Need



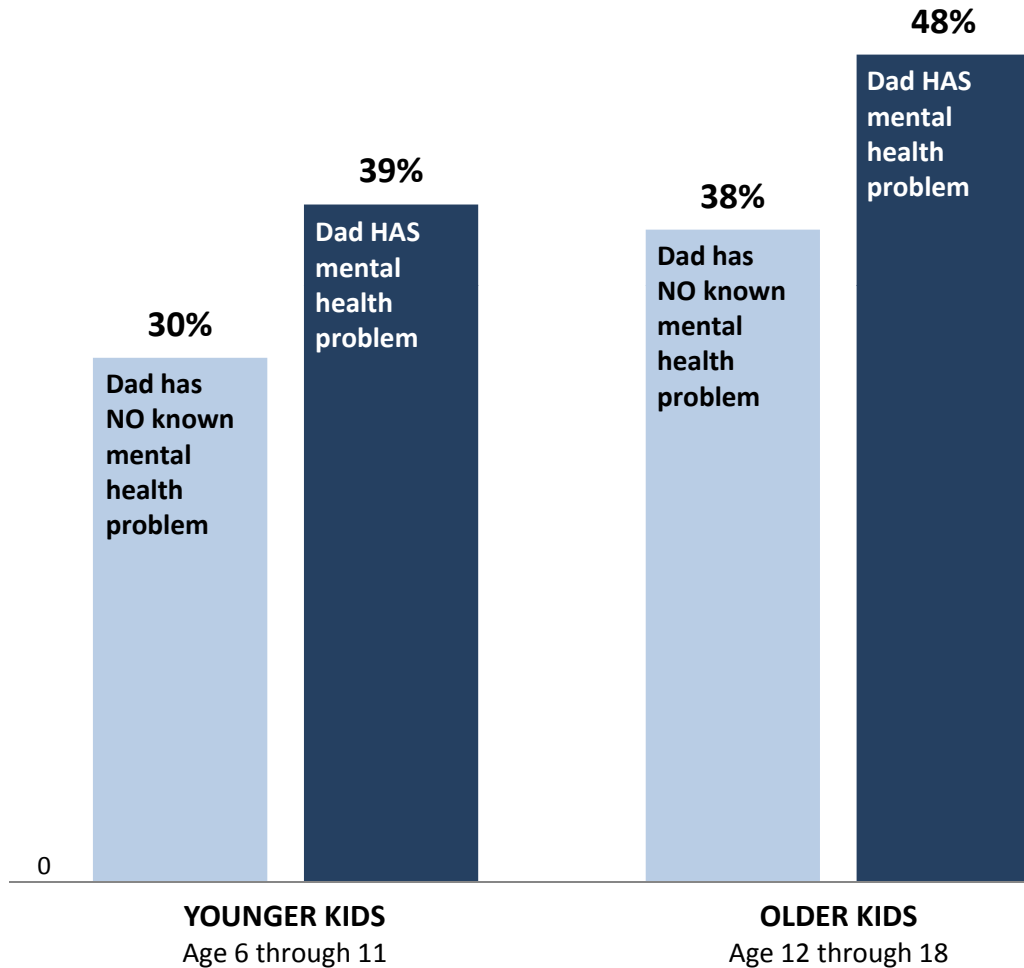
Percent of Children with Alcohol/Drug Treatment Need



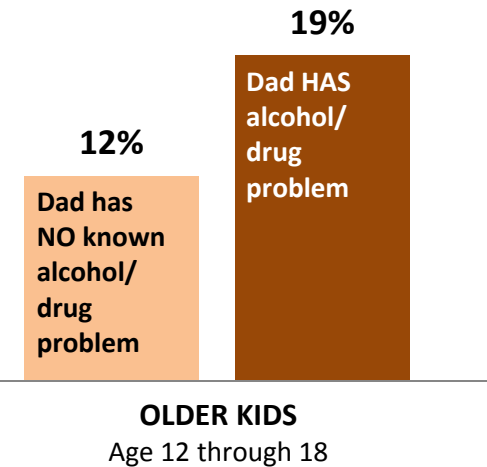
Paternal behavioral health risk increases child's risk

— Children whose dads have behavioral health problems are more likely to have them as well —

Percent of Children with Mental Health Need



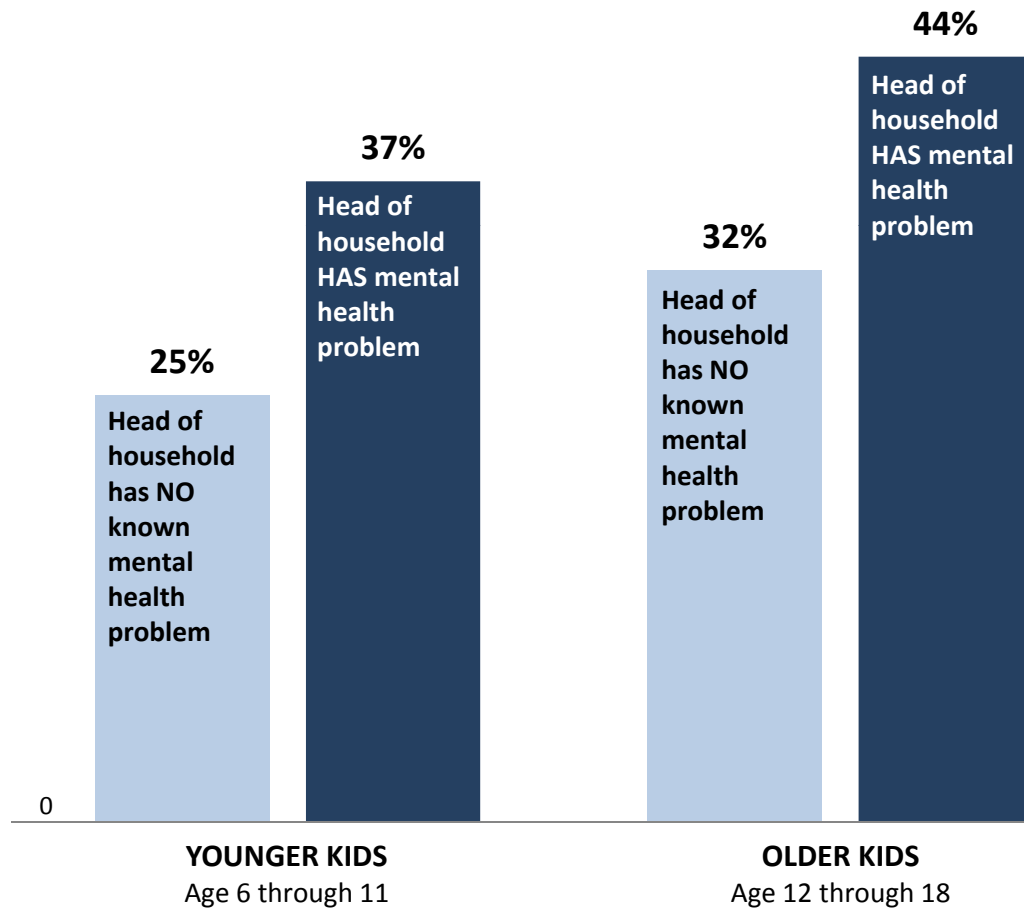
Percent of Children with Alcohol/Drug Treatment Need



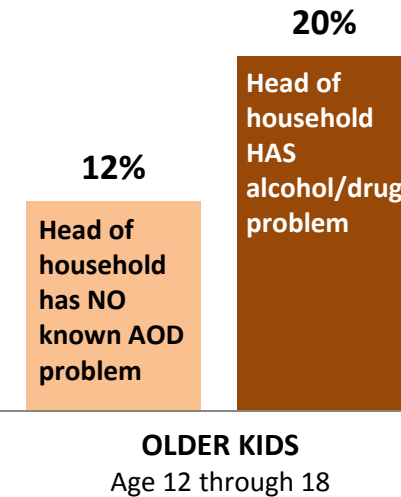
Head of household behavioral health risk increases child's risk

— Children whose heads of households have behavioral health problems are more likely to have them as well —

Percent of Children with Mental Health Need

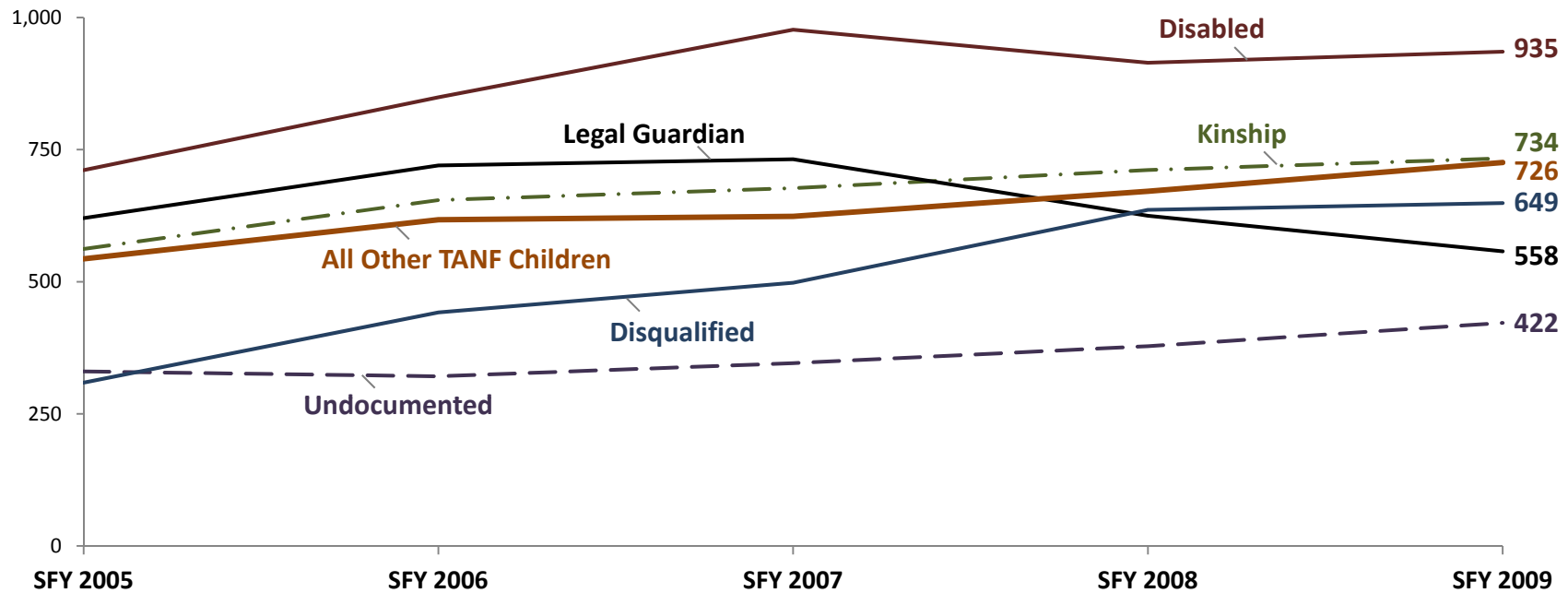


Percent of Children with Alcohol/Drug Treatment Need



Medical service encounters to treat injuries among children

EVENTS PER 1,000 CHILDREN WITH MEDICAL ELIGIBILITY IN THE FISCAL YEAR

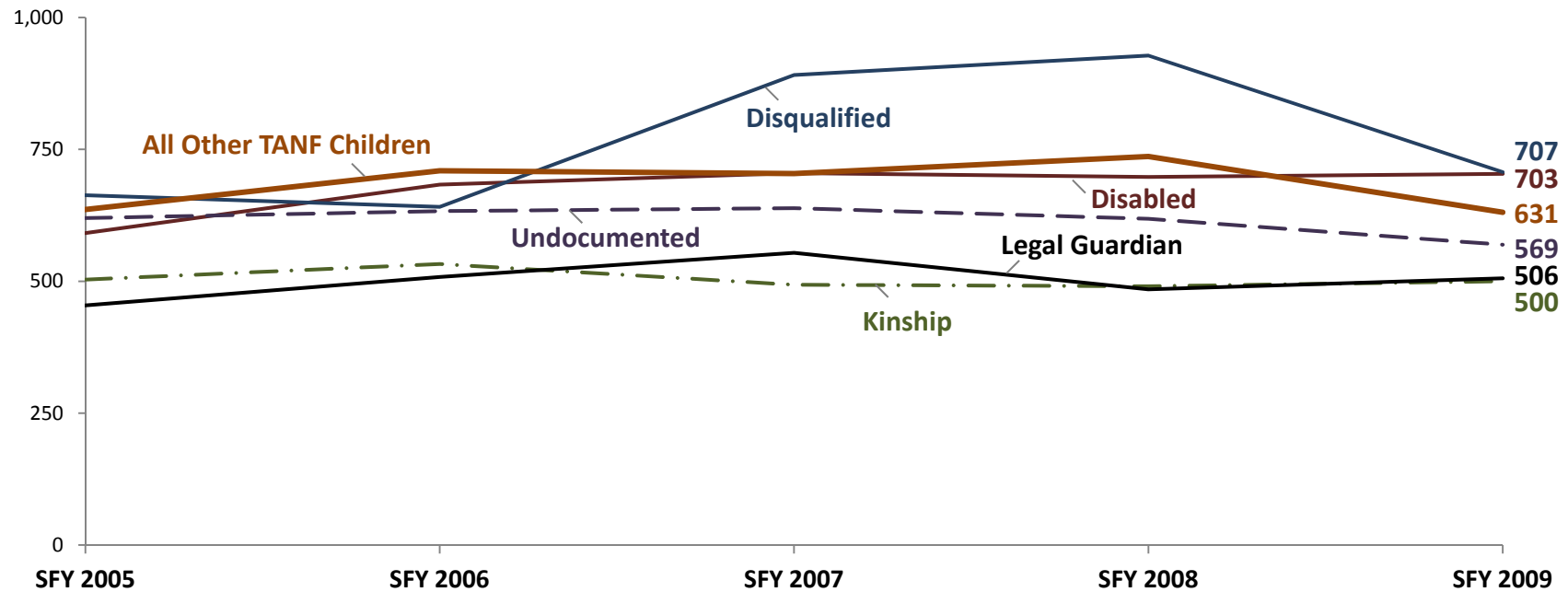


TANF CHILDREN	Child-Only Cases					Others
	Kinship	Legal Guardian	Disabled Parent	Undocumented Parent	Disqualified	All Other TANF Children
Medical Service Events						
Rate per 1,000 in SFY 2005	562 <i>n = 12,115</i>	620 <i>n = 843</i>	711 <i>n = 6,506</i>	330 <i>n = 6,521</i>	309 <i>n = 178</i>	543 <i>n = 33,273</i>
... in SFY 2006	655 <i>n = 13,150</i>	720 <i>n = 911</i>	849 <i>n = 6,914</i>	321 <i>n = 7,710</i>	442 <i>n = 206</i>	617 <i>n = 39,134</i>
... in SFY 2007	677 <i>n = 14,190</i>	732 <i>n = 1,011</i>	977 <i>n = 7,389</i>	346 <i>n = 9,349</i>	498 <i>n = 267</i>	624 <i>n = 50,000</i>
... in SFY 2008	711 <i>n = 14,088</i>	625 <i>n = 1,005</i>	915 <i>n = 7,336</i>	378 <i>n = 9,298</i>	636 <i>n = 264</i>	671 <i>n = 49,574</i>
... in SFY 2009	734 <i>n = 13,054</i>	558 <i>n = 884</i>	935 <i>n = 6,789</i>	422 <i>n = 8,770</i>	649 <i>n = 249</i>	726 <i>n = 46,201</i>



Outpatient emergency department visits among children

PER 1,000 CHILDREN WITH MEDICAL ELIGIBILITY IN THE FISCAL YEAR



TANF CHILDREN	Child-Only Cases					Others
	Kinship	Legal Guardian	Disabled Parent	Undocumented Parent	Disqualified	All Other TANF Children
Rate per 1,000 in SFY 2005	503 <i>n = 12,115</i>	454 <i>n = 843</i>	591 <i>n = 6,506</i>	620 <i>n = 6,521</i>	663 <i>n = 178</i>	636 <i>n = 33,273</i>
... in SFY 2006	533 <i>n = 13,150</i>	508 <i>n = 911</i>	683 <i>n = 6,914</i>	633 <i>n = 7,710</i>	641 <i>n = 206</i>	709 <i>n = 39,134</i>
... in SFY 2007	493 <i>n = 14,190</i>	554 <i>n = 1,011</i>	705 <i>n = 7,389</i>	639 <i>n = 9,349</i>	891 <i>n = 267</i>	704 <i>n = 50,000</i>
... in SFY 2008	491 <i>n = 14,088</i>	485 <i>n = 1,005</i>	698 <i>n = 7,336</i>	619 <i>n = 9,298</i>	928 <i>n = 264</i>	736 <i>n = 49,574</i>
... in SFY 2009	500 <i>n = 13,054</i>	506 <i>n = 884</i>	703 <i>n = 6,789</i>	569 <i>n = 8,770</i>	707 <i>n = 249</i>	631 <i>n = 46,201</i>



Key findings: Health risks for children

Child-only cases with non-parental caregivers

- Children in kinship and legal guardian cases show the lowest rate of outpatient emergency department visits
- These kids are also less likely to be age 0-5, an age group that tends to have more frequent avoidable emergency department visits

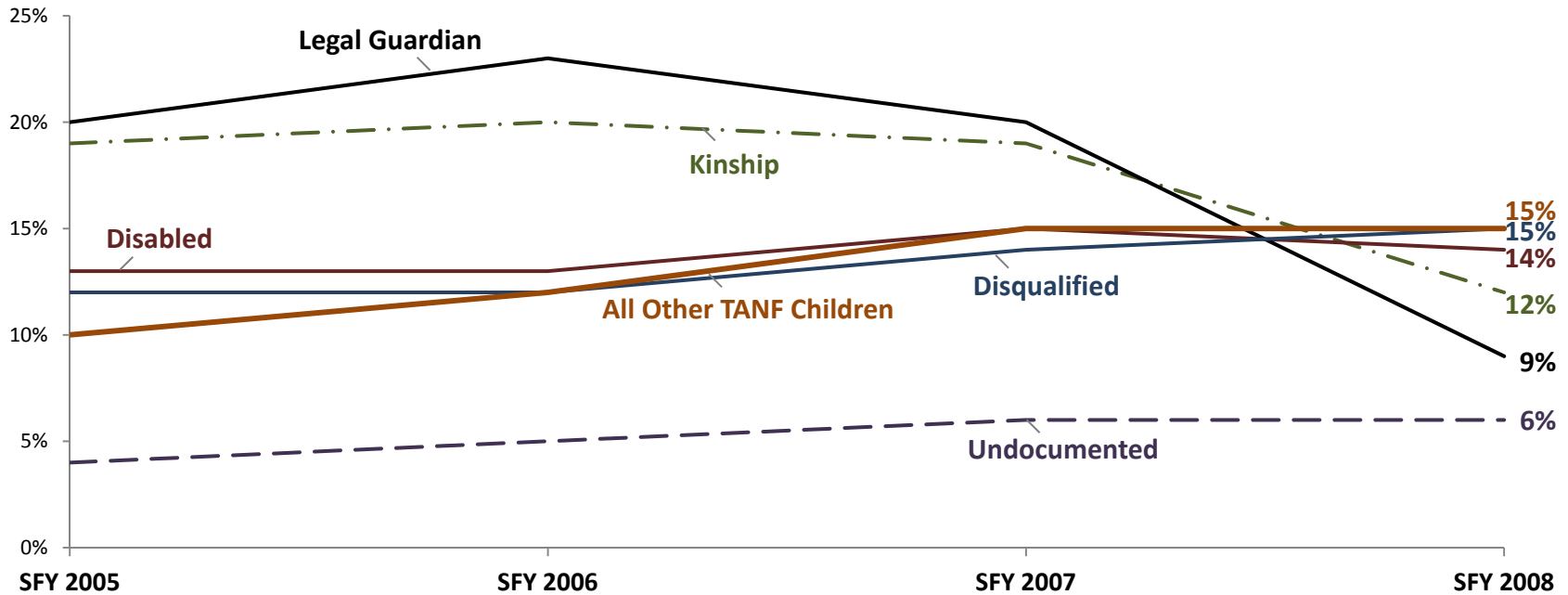
Child-only cases with parental caregivers

- Children in disabled-parent child-only cases have the highest incidence of injuries over the five year period
- Children in disqualified-parent child-only cases have a rising incidence of injuries over the five year period, and experienced relatively high rates of ED utilization in SFY 2007 and SFY 2008.



Children's Administration services for TANF children

CHILD PROTECTIVE SERVICES ONLY – INCLUDES FOUNDED AND UNFOUNDED CASES

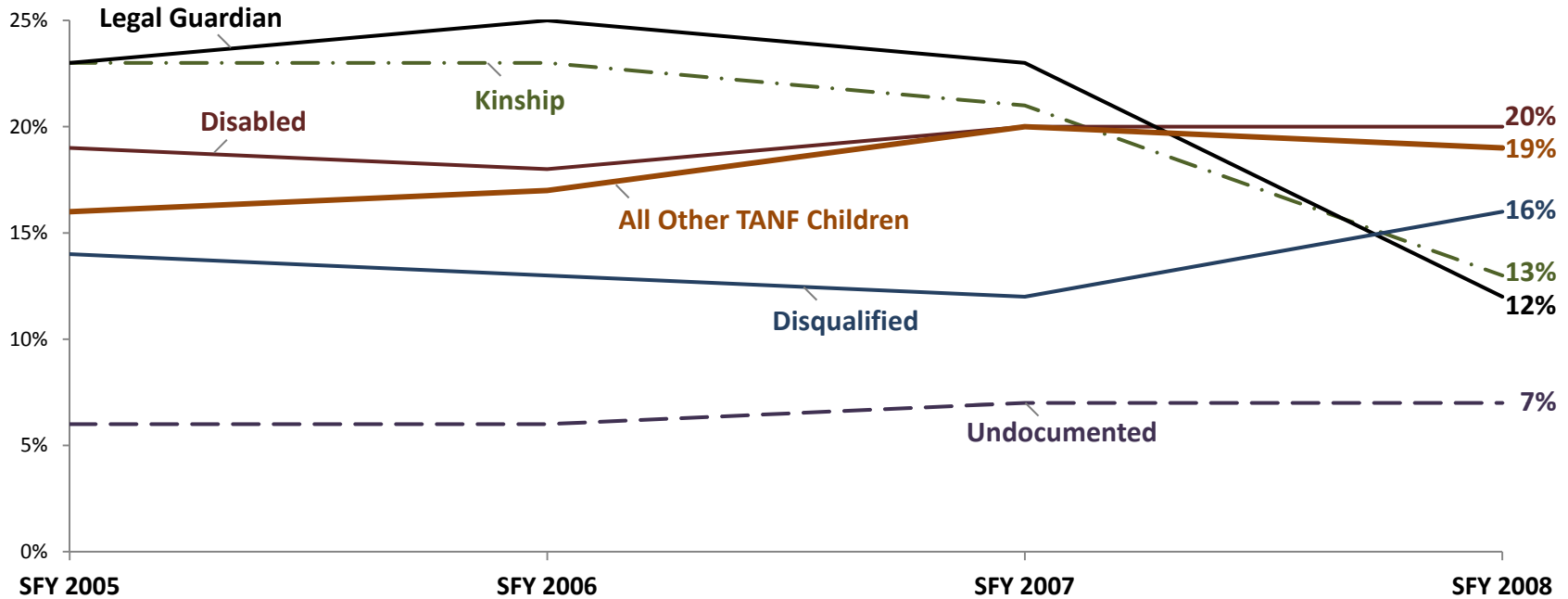


TANF CHILDREN	Child-Only Cases					Others
TANF child had CPS involvement	Kinship <i>n = 14,244</i>	Legal Guardian <i>n = 1,013</i>	Disabled Parent <i>n = 7,415</i>	Undocumented Parent <i>n = 9,372</i>	Disqualified <i>n = 269</i>	All Other TANF Children <i>n = 50,528</i>
By Children's Administration in SFY 2005	19%	20%	13%	4%	12%	10%
... in SFY 2006	20%	23%	13%	5%	12%	12%
... in SFY 2007	19%	20%	15%	6%	14%	15%
... in SFY 2008	12%	9%	14%	6%	15%	15%



Children's Administration services among birth moms

CHILD PROTECTIVE SERVICES ONLY – INCLUDES FOUNDED AND UNFOUNDED CASES

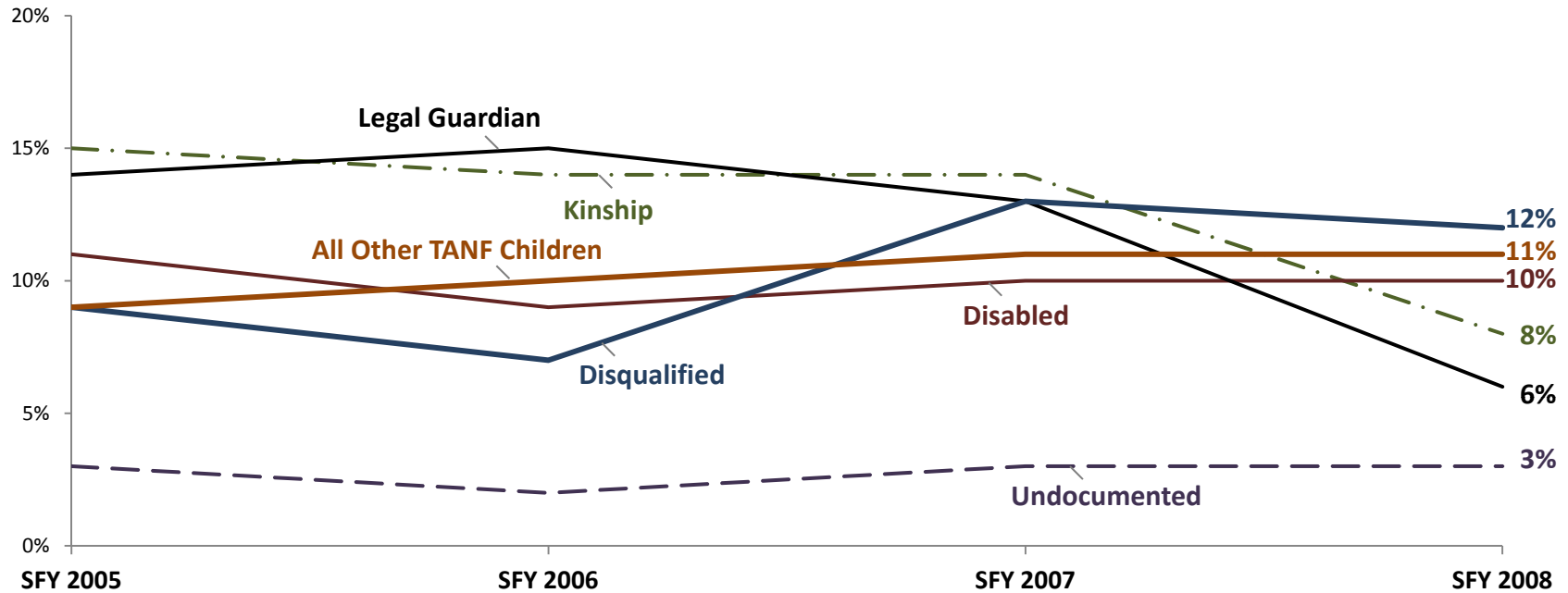


TANF CHILDREN	Child-Only Cases					Others
	Kinship <i>n = 12,040</i>	Legal Guardian <i>n = 775</i>	Disabled Parent <i>n = 6,011</i>	Undocumented Parent <i>n = 7,399</i>	Disqualified <i>n = 269</i>	All Other TANF Children <i>n = 42,616</i>
TANF child's birth mom had CPS involvement						
By Children's Administration in SFY 2005	23%	23%	19%	6%	14%	16%
... in SFY 2006	23%	25%	18%	6%	13%	17%
... in SFY 2007	21%	23%	20%	7%	12%	20%
... in SFY 2008	13%	12%	20%	7%	16%	19%



Children's Administration services among birth dads

CHILD PROTECTIVE SERVICES ONLY – INCLUDES FOUNDED AND UNFOUNDED CASES

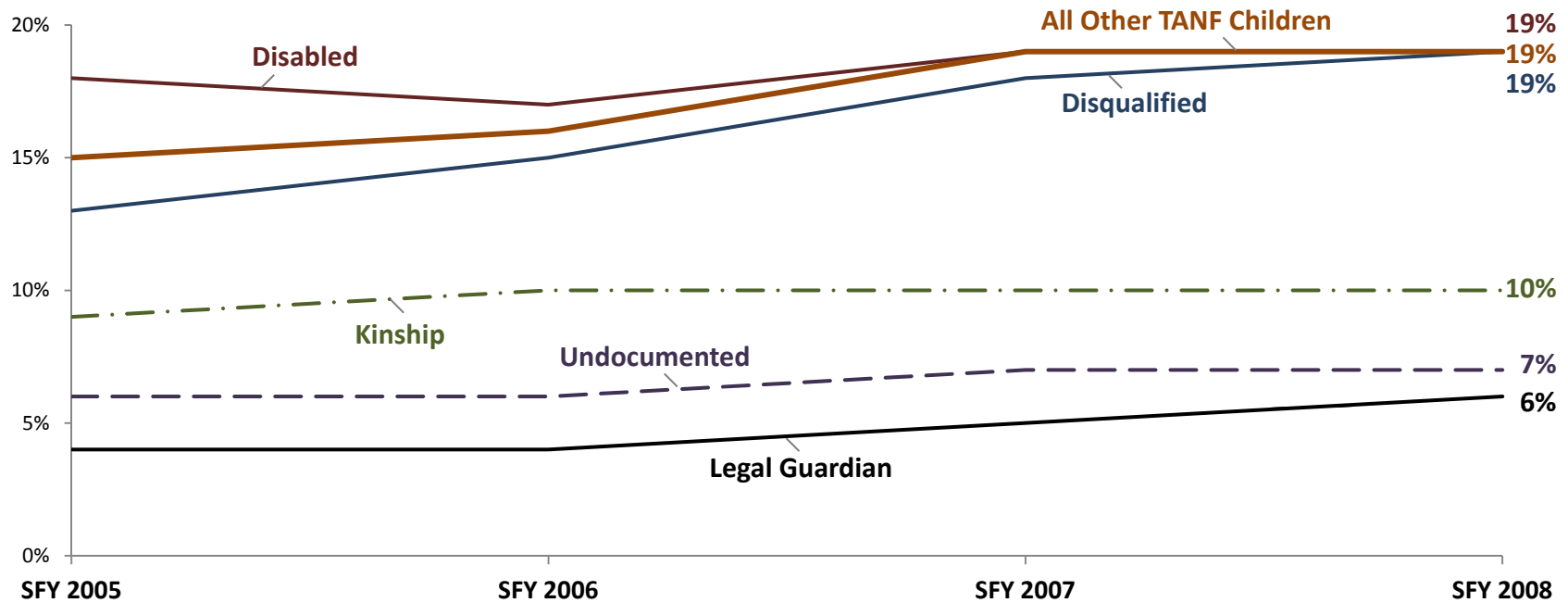


BIRTH DADS	Child-Only Cases					Others
TANF child's birth dad had CPS involvement	Kinship <i>n</i> = 9,877	Legal Guardian <i>n</i> = 625	Disabled Parent <i>n</i> = 5,428	Undocumented Parent <i>n</i> = 6,754	Disqualified <i>n</i> = 269	All Other TANF Children <i>n</i> = 39,240
By Children's Administration in SFY 2005	15%	14%	11%	3%	9%	9%
... in SFY 2006	14%	15%	9%	2%	7%	10%
... in SFY 2007	14%	13%	10%	3%	13%	11%
... in SFY 2008	8%	6%	10%	3%	12%	11%



Children's Administration services among household heads

CHILD PROTECTIVE SERVICES ONLY – INCLUDES FOUNDED AND UNFOUNDED CASES



TANF CHILDREN	Child-Only Cases					Others
TANF child's household head had CPS involvement	Kinship <i>n = 14,240</i>	Legal Guardian <i>n = 1,011</i>	Disabled Parent <i>n = 7,412</i>	Undocumented Parent <i>n = 9,335</i>	Disqualified <i>n = 269</i>	All Other TANF Children <i>n = 50,438</i>
By Children's Administration in SFY 2005	9%	4%	18%	6%	13%	15%
... in SFY 2006	10%	4%	17%	6%	15%	16%
... in SFY 2007	10%	5%	19%	7%	18%	19%
... in SFY 2008	10%	6%	19%	7%	19%	19%



Child abuse and neglect increase child behavioral health risks

	TANF CHILDREN					
	Children Ages 0-5*		Children Ages 6-11		Children Ages 12-18	
Risk Indicators (SFY 2005-09)	CPS Investigation	NO CPS Investigation	CPS Investigation	NO CPS Investigation	CPS Investigation	NO CPS Investigation
Overall mental health need flag	18%	8%	42%	24%	52%	32%
Mental Health Diagnosis						
ADHD	7%	3%	15%	8%	15%	7%
Adjustment disorder	4%	1%	11%	5%	12%	6%
Anxiety disorder	8%	3%	18%	9%	23%	12%
Bipolar/mania disorder	1%	0%	4%	2%	8%	4%
Depression	1%	0%	9%	4%	26%	14%
Alcohol and/or Drug Treatment Need						
Yes	5%	2%	1%	1%	20%	11%
Medical service encounters to treat injury						
Cumulative average, FY 2005 – FY 2009	2.9	1.9	3.3	2.3	5.0	3.6

*Children ages 0-5 with identified need for alcohol and/or drug treatment are most likely substance exposed infants.



Key findings: Child Protective Services

Children

- Children under kinship and legal guardian care had the highest rates of child protective service involvement prior to SFY 2007 but had among the lowest rates of CPS involvement by SFY 2008
- Other TANF children experienced an increase in CPS involvement, which prior analyses suggest is driven by parental behavioral health problems

Birth moms and dads

- Mirroring patterns for children, birth moms and dads whose children were under kinship or legal guardian care had the highest rates of CPS involvement prior to SFY 2007 but among the lowest rates by SFY 2008
- Birth moms and dads in undocumented child-only cases consistently had the lowest rates of CPS involvement

Heads of household

- Non-parental caregivers have relatively low rates of CPS involvement, with a higher proportion of kinship caregivers than legal guardians involved in investigations
- Disabled parents and heads of household in adult TANF cases have the highest rates of CPS involvement, followed by disqualified and other parents

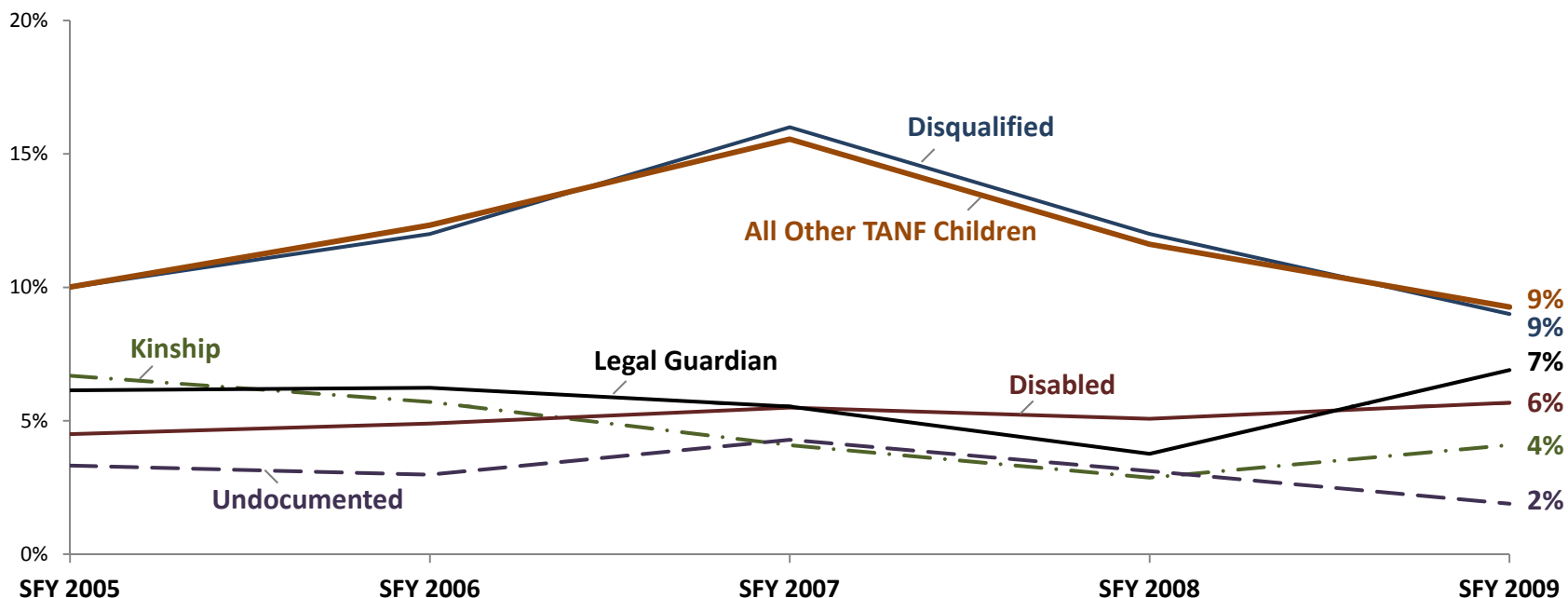
Relationship between CPS involvement and child well-being:

- Children across all age groups (0-5, 6-11, and 12-18) are more likely to have a mental illness diagnosis if they have been part of a CPS investigation



Homeless children

AMONG CHILDREN RECEIVING MEDICAL OR BASIC FOOD ASSISTANCE IN THE FISCAL YEAR

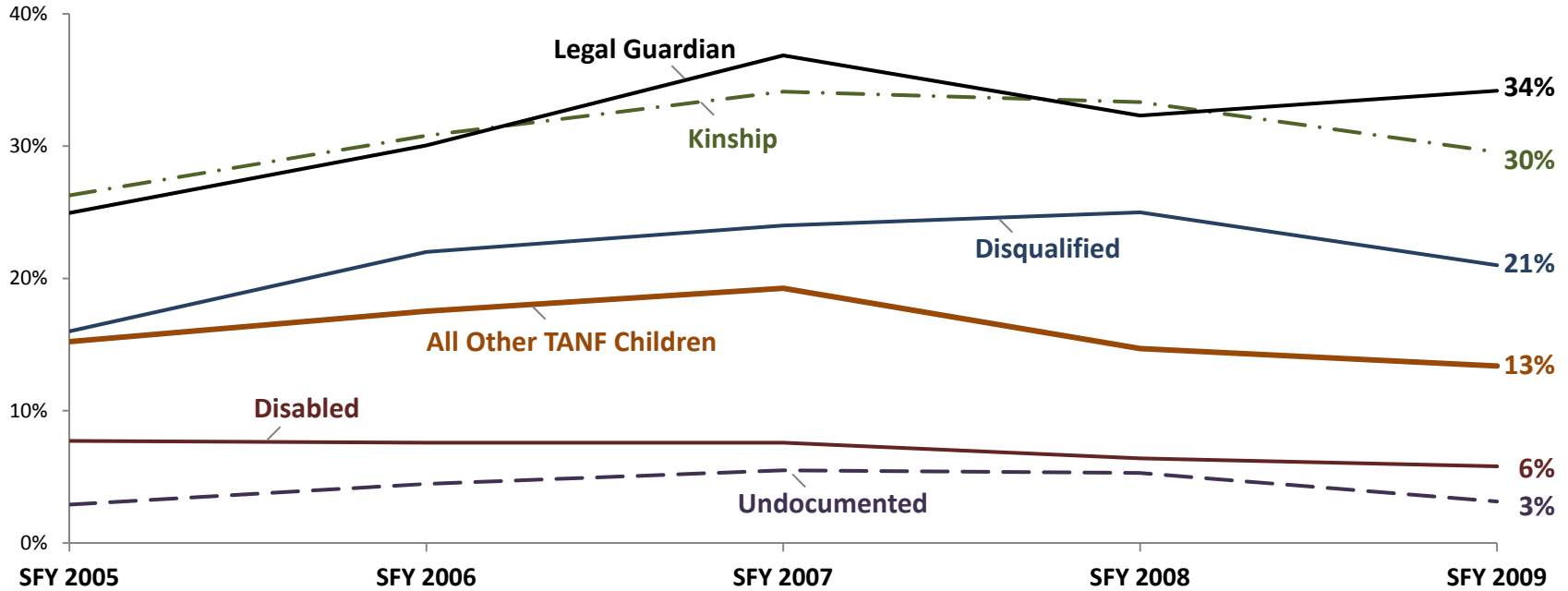


TANF CHILDREN	Child-Only Cases					Others
	Kinship	Legal Guardian	Disabled Parent	Undocumented Parent	Disqualified	All Other TANF Children
Homelessness among TANF children						
Receiving Medical or Basic Food in SFY 2005	7% <i>n</i> = 12,143	6% <i>n</i> = 847	4% <i>n</i> = 6,512	3% <i>n</i> = 6,532	10% <i>n</i> = 178	10% <i>n</i> = 33,516
... in SFY 2006	6% <i>n</i> = 13,184	6% <i>n</i> = 914	5% <i>n</i> = 6,923	3% <i>n</i> = 7,712	12% <i>n</i> = 206	12% <i>n</i> = 39,445
... in SFY 2007	4% <i>n</i> = 14,237	6% <i>n</i> = 1,012	5% <i>n</i> = 7,412	4% <i>n</i> = 9,352	16% <i>n</i> = 267	16% <i>n</i> = 50,453
... in SFY 2008	3% <i>n</i> = 14,158	4% <i>n</i> = 1,010	5% <i>n</i> = 7,387	3% <i>n</i> = 9,314	12% <i>n</i> = 264	12% <i>n</i> = 50,194
... in SFY 2009	4% <i>n</i> = 13,267	7% <i>n</i> = 913	6% <i>n</i> = 7,007	2% <i>n</i> = 8,829	9% <i>n</i> = 251	9% <i>n</i> = 47,042



Homeless birth moms

AMONG BIRTH MOMS OF CHILDREN ON TANF, LIMITED TO THOSE WITH MEDICAL OR BASIC FOOD ASSISTANCE IN SFY

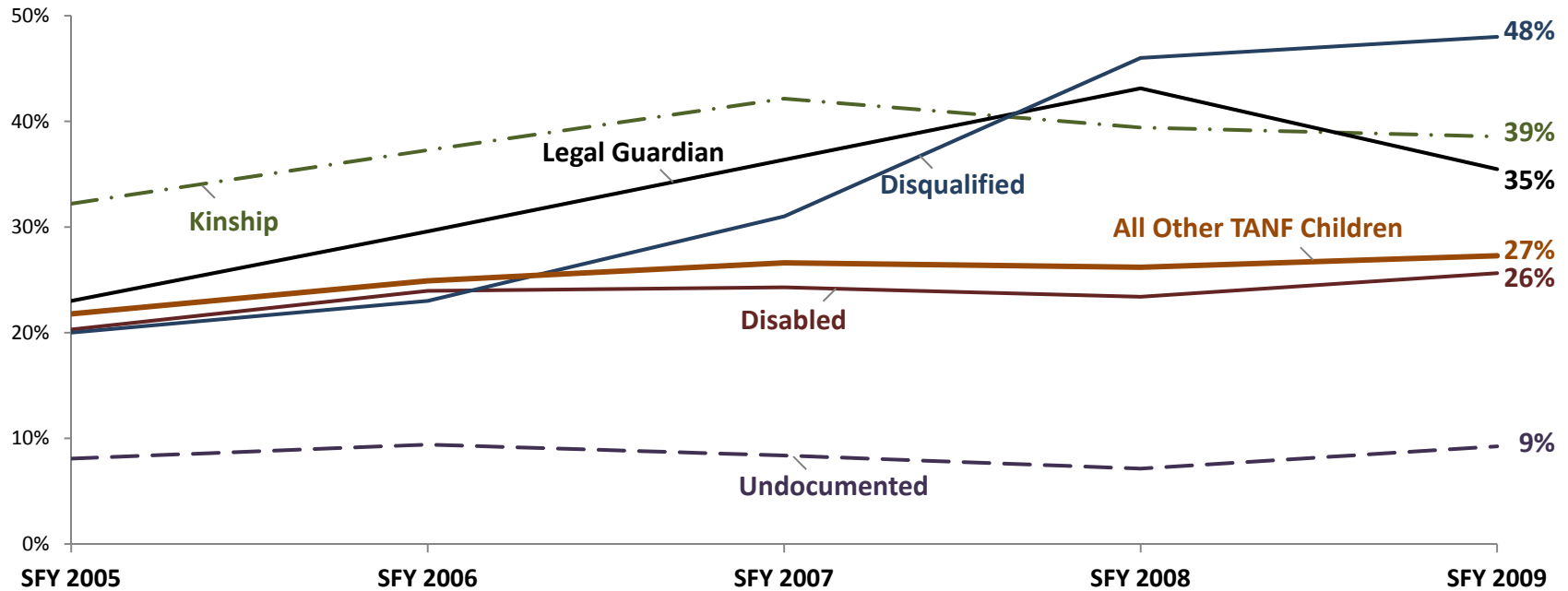


TANF CHILDREN	Child-Only Cases					Others
	Kinship	Legal Guardian	Disabled Parent	Undocumented Parent	Disqualified	All Other TANF Children
Homelessness among TANF child's birth mom						
Receiving Medical or Basic Food in SFY 2005	26% <i>n</i> = 7,995	25% <i>n</i> = 501	8% <i>n</i> = 5,535	3% <i>n</i> = 2,757	16% <i>n</i> = 154	15% <i>n</i> = 33,638
... in SFY 2006	31% <i>n</i> = 8,014	30% <i>n</i> = 499	8% <i>n</i> = 5,617	4% <i>n</i> = 2,869	22% <i>n</i> = 166	18% <i>n</i> = 36,096
... in SFY 2007	34% <i>n</i> = 7,949	37% <i>n</i> = 510	8% <i>n</i> = 5,700	5% <i>n</i> = 2,877	24% <i>n</i> = 169	19% <i>n</i> = 40,766
... in SFY 2008	33% <i>n</i> = 7,754	32% <i>n</i> = 489	6% <i>n</i> = 5,690	5% <i>n</i> = 2,192	25% <i>n</i> = 170	15% <i>n</i> = 40,461
... in SFY 2009	30% <i>n</i> = 7,779	34% <i>n</i> = 468	6% <i>n</i> = 5,560	3% <i>n</i> = 1,943	21% <i>n</i> = 161	13% <i>n</i> = 37,522



Homeless birth dads

AMONG BIRTH DADS OF CHILDREN ON TANF, LIMITED TO THOSE WITH MEDICAL OR BASIC FOOD ASSISTANCE IN SFY

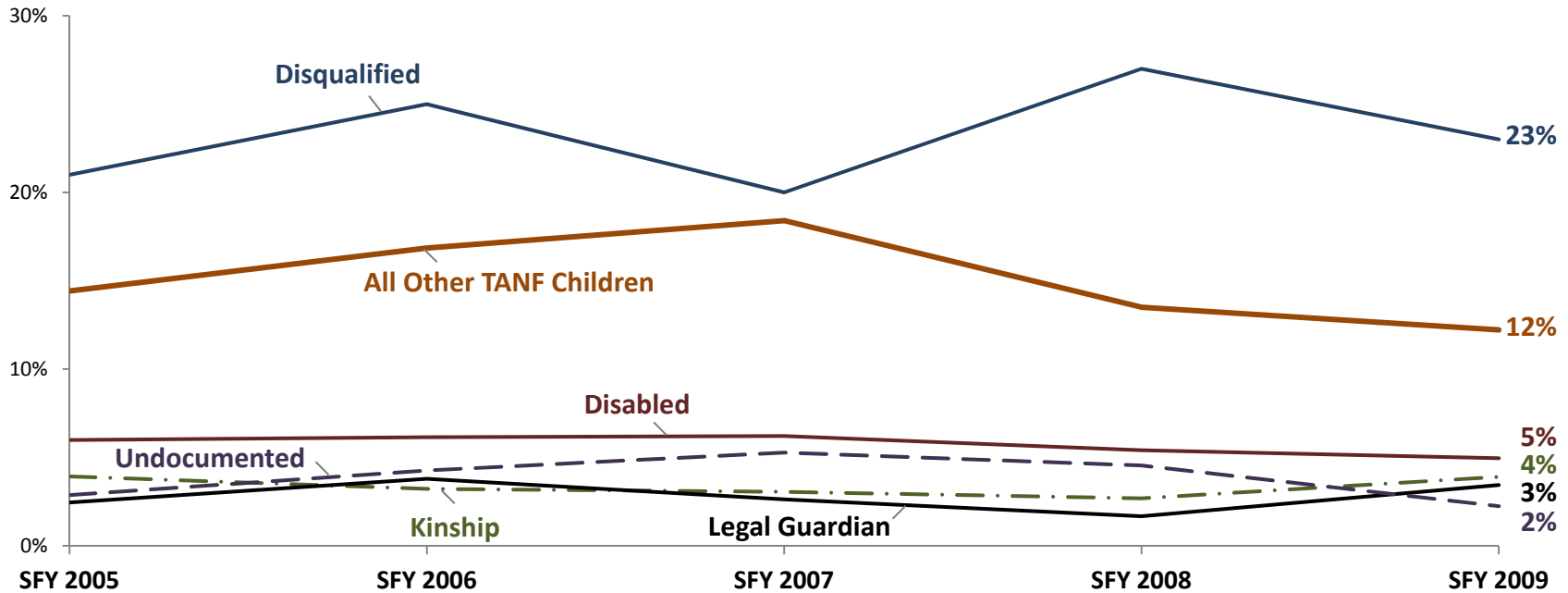


TANF CHILDREN	Child-Only Cases					Others
	Kinship	Legal Guardian	Disabled Parent	Undocumented Parent	Disqualified	All Other TANF Children
Receiving Medical or Basic Food in SFY 2005	32% <i>n</i> = 3,676	23% <i>n</i> = 200	20% <i>n</i> = 2,340	8% <i>n</i> = 371	20% <i>n</i> = 61	22% <i>n</i> = 15,390
... in SFY 2006	37% <i>n</i> = 3,716	30% <i>n</i> = 213	24% <i>n</i> = 2,359	9% <i>n</i> = 383	23% <i>n</i> = 73	25% <i>n</i> = 16,354
... in SFY 2007	42% <i>n</i> = 3,680	36% <i>n</i> = 198	24% <i>n</i> = 2,285	8% <i>n</i> = 418	31% <i>n</i> = 75	27% <i>n</i> = 17,459
... in SFY 2008	39% <i>n</i> = 3,709	43% <i>n</i> = 211	23% <i>n</i> = 2,286	7% <i>n</i> = 365	46% <i>n</i> = 69	26% <i>n</i> = 17,145
... in SFY 2009	39% <i>n</i> = 3,965	35% <i>n</i> = 234	26% <i>n</i> = 2,450	9% <i>n</i> = 357	48% <i>n</i> = 65	27% <i>n</i> = 17,364



Homeless heads of household

AMONG HOUSEHOLD HEADS OF TANF CHILDREN, LIMITED TO THOSE WITH MEDICAL OR BASIC FOOD ASSISTANCE IN SFY



TANF CHILDREN	Child-Only Cases					Others
	Kinship	Legal Guardian	Disabled Parent	Undocumented Parent	Disqualified	All Other TANF Children
Homelessness among TANF child's household head						
Receiving Medical or Basic Food in SFY 2005	4% <i>n</i> = 4,717	2% <i>n</i> = 326	6% <i>n</i> = 7,114	3% <i>n</i> = 3,380	21% <i>n</i> = 182	14% <i>n</i> = 39,230
... in SFY 2006	3% <i>n</i> = 4,938	4% <i>n</i> = 343	6% <i>n</i> = 7,256	4% <i>n</i> = 3,545	25% <i>n</i> = 205	17% <i>n</i> = 43,039
... in SFY 2007	3% <i>n</i> = 5,401	3% <i>n</i> = 343	6% <i>n</i> = 7,405	5% <i>n</i> = 3,584	20% <i>n</i> = 210	18% <i>n</i> = 50,218
... in SFY 2008	3% <i>n</i> = 5,547	2% <i>n</i> = 358	5% <i>n</i> = 7,391	5% <i>n</i> = 2,662	27% <i>n</i> = 209	13% <i>n</i> = 49,961
... in SFY 2009	4% <i>n</i> = 5,381	3% <i>n</i> = 359	5% <i>n</i> = 7,183	2% <i>n</i> = 2,320	23% <i>n</i> = 196	12% <i>n</i> = 46,044



Key findings: Homelessness among children, parents, and caregivers

Children

- Other TANF children and those in disqualified child-only cases are most likely to experience homelessness in each of the five years—however, rates of homelessness decline from SFY 2007 to SFY 2009
- Annually, fewer than 10 percent of children in kinship, legal guardian, disabled parent, and undocumented parent cases experienced homelessness

Birth moms and dads

- Birth moms of children under kinship and legal guardian care experience the highest rates of homelessness in each year (hovering around one-third)
- Birth dads of kinship, legal guardian, and disqualified child-only cases experienced increasing rates of homelessness over the five year period, reaching 35 to 40 percent in each group by SFY 2009

Heads of household

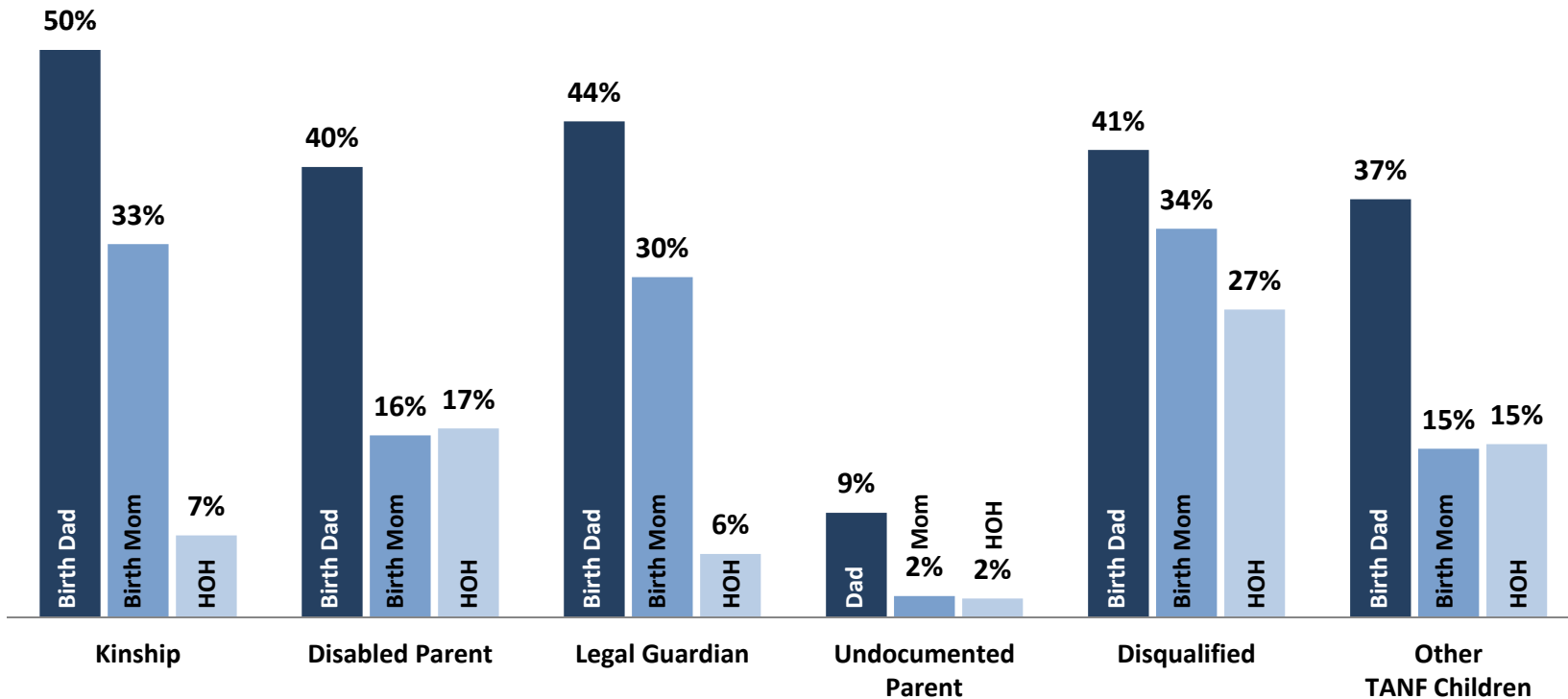
- Heads of households in other TANF and disqualified child-only households experience higher rates of homelessness in each year relative to the other group



Children with parents ever incarcerated in a DOC facility

WASHINGTON STATE DEPARTMENT OF CORRECTIONS STAYS FROM 1984 TO 2010

- Undocumented parents of children in child-only cases are least likely to have been incarcerated in a DOC facility
- Birth dads have the highest incarceration rate
- Birth moms of children in kinship, legal guardian and disqualified child-only cases are most likely to have a history of incarceration



Parental incarceration is linked to increased child behavioral health risks

	TANF CHILDREN					
	Children Ages 0-5*		Children Ages 6-11		Children Ages 12-18	
Risk Indicators (SFY 2005-09)	Parent/HOH incarcerated in DOC	Parent/HOH never incarcerated	Parent/HOH incarcerated in DOC	Parent/HOH never incarcerated	Parent/HOH incarcerated in DOC	Parent/HOH never incarcerated
Overall mental health need flag	14%	9%	37%	27%	45%	35%
Mental Health Diagnosis						
ADHD	6%	4%	13%	9%	13%	8%
Adjustment disorder	3%	1%	9%	6%	10%	7%
Anxiety disorder	6%	4%	15%	10%	18%	13%
Bipolar/mania disorder	1%	0%	3%	2%	6%	4%
Depression	1%	0%	7%	5%	21%	16%
Alcohol and/or Drug Treatment Need						
Yes	5%	2%	1%	1%	18%	11%
Medical service encounters to treat injury						
Cumulative average, FY 2005 – FY 2009	2.6	2.0	3.0	2.4	4.7	3.6



*Children ages 0-5 with identified need for alcohol and/or drug treatment are most likely substance exposed infants.

Discussion

- **Children in kinship and legal guardian cases** tend to experience relatively favorable economic circumstances, compared to other TANF children
 - However, they are more likely to have experienced child abuse or neglect, to have a parent who has been incarcerated, and to have behavioral health problems
- **Children of undocumented parents** tend to experience relatively favorable circumstances compared to other TANF children, including low rates of child welfare involvement, behavioral health needs, and homelessness
- **Children of disqualified parents** have relatively high parental risk factors, including substance abuse, involvement in CPS and history of incarceration
 - These children are also more likely to be homeless, experience rising rates of treatment for injuries, and have high rates of ED use
- **TANF children with disabled parents** are relatively disadvantaged and these cases may warrant closer attention:
 - Disabled parents have rates of substance abuse that are similar to the typical TANF head of household, but they engage in substance abuse treatment at a much lower rate—this may be in part due to less frequent case management interaction
 - The typical disabled parent spent 40 months on TANF prior to qualifying for disability—there may be opportunities to improve behavioral and physical health care for parents while they are on TANF to slow the progression of chronic disease conditions that result in disability



Discussion

- **Children on TANF experience higher rates of mental illness and substance abuse if:**
 - They've been part of a CPS investigation for abuse or neglect
 - A parent or caregiver has mental illness or substance abuse themselves
 - A parent or caregiver has ever been incarcerated
- **Children on TANF are at greater risk of living with non-parental caregivers if:**
 - The child or a birth parent have been part of a CPS investigation
 - A birth parent has an alcohol/drug problem
 - A birth parent has experienced homelessness or been incarcerated





Questions?

