



Homelessness Among Youth Exiting Systems of Care in Washington State

JULY 2020

About this Report

This report provides information on the housing status of annual cohorts of youth (12 to 17) and young adults (18 to 24) exiting Washington State foster care, residential behavioral health and criminal justice systems. Youth aging out of foster care, discharged from publicly paid inpatient mental health or substance use disorder treatment, or released from Juvenile Rehabilitation institutions or the State's adult Department of Corrections facilities are followed over a 12-month period post-release using state administrative data.

Administrative information on housing status is used to estimate rates of homelessness within 12 months of discharge/release. County-level breakdowns and a detailed profile of youth exiting state systems of care by homelessness status are provided for the most recent calendar year.

Youth Populations

Three populations are examined: 1) youth and young adults exiting publicly funded inpatient treatment for mental health or substance use; 2) young adults (18-24) who "age out" of foster care in a given year; and 3) youth and young adults released from state juvenile rehabilitation institutions and young adults released from state Department of Corrections facilities.

Homelessness

Youth and young adults are determined to be homeless if: 1) they are identified as homeless based on living arrangement or address information in the Automated Client Eligibility System (ACES); or 2) they received a housing service targeting homeless individuals that was recorded in the Homelessness Management Information System (HMIS).

These measures were produced by the DSHS Research and Data Analysis Division in collaboration with the Washington State Department of Commerce

CONTRIBUTORS

Taylor Danielson
 Jim Mayfield
 Callie Black
 Barbara Felver

CONTENTS

Youth Homelessness At-a-Glance	2
Characteristics of Youth Exiting State Systems of Care by Housing Status	3
Distribution of Youth Exiting State Systems of Care by Housing Status and County	4
Technical Notes	5

www.dshs.wa.gov/rda/

NOTE: This report replaces the "Housing Status of Youth Exiting Foster Care, Behavioral Health and Criminal Justice Systems" (Report 11.240) previously produced by RDA.

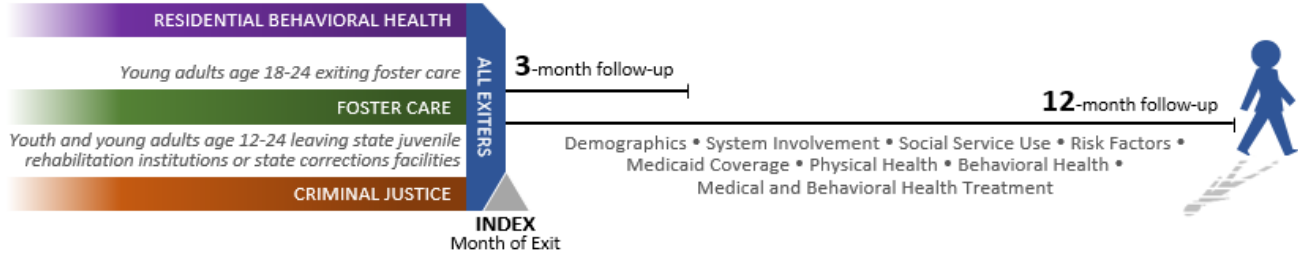
RDA Report Number 11.254

Youth and Young Adult Homelessness At-a-Glance

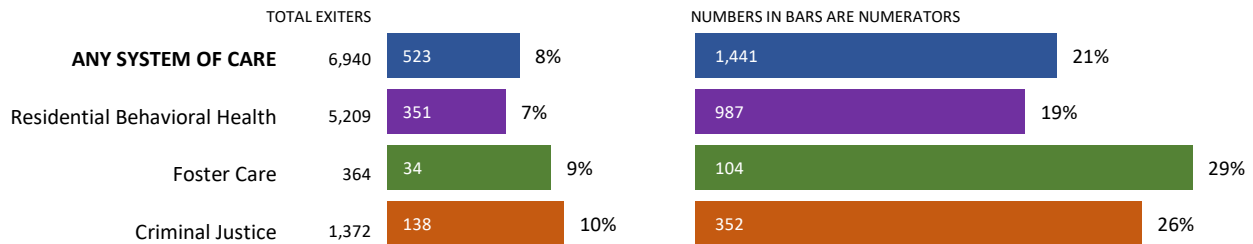
Calendar Year 2017

Three study populations are followed up for 12 months after program exit . . .

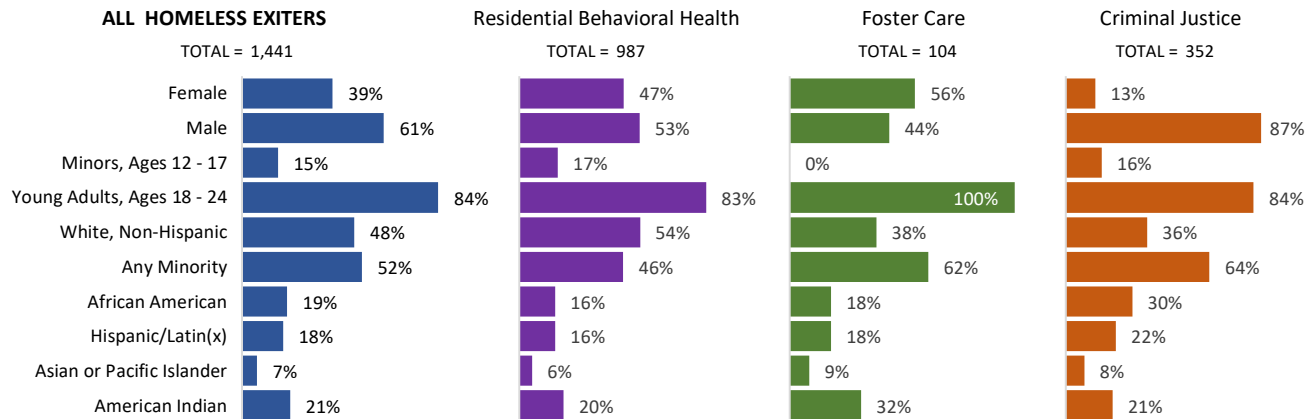
Youth and young adults age 12-24 exiting publicly funded inpatient treatment for mental health or substance use



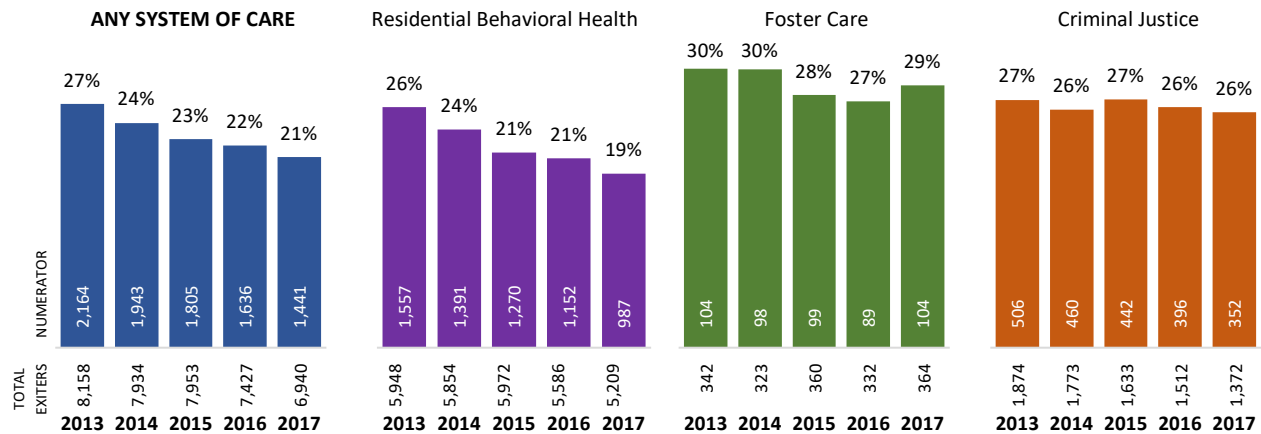
Percent who were homeless 3 months after exit . . . 12 months after exit . . .



Demographic characteristics of homeless exiters by system of care . . .



5-year trend in homelessness by system of care . . .



SOURCE: Integrated Client Databases

CONTACT: Jim Mayfield, DSHS Research and Data Analysis Division, 360.902.0764

Youth and Young Adults Exiting State Systems of Care by Housing Status

Calendar Year 2017

Exiters Who Were Not Homeless in Follow-Up Period						
Exiters Who Were Homeless in Follow-Up Period						
Population: Youth and young adults who exited from any of the Population Size	All Exiters					
	NUMBER	PERCENT	NUMBER	PERCENT	NUMBER	PERCENT
	6,940		1,441		5,499	
Demographics						
Minors, Ages 12 - 17	2,097	30%	223	15%	1,874	34%
Young Adults, Ages 18- 24	4,834	70%	1,216	84%	3,618	66%
White, Non-Hispanic	3,249	47%	697	48%	2,552	46%
Minority	3,635	52%	743	52%	2,892	53%
African American	1,120	16%	279	19%	841	15%
Hispanic/Latin(x)	1,543	22%	254	18%	1,289	23%
Asian or Pacific Islander	487	7%	94	7%	393	7%
American Indian	1,235	18%	298	21%	937	17%
Unknown Race/Ethnicity	56	1%	< 11	—	55	1%
Female	2,959	43%	562	39%	2,397	44%
Male	3,979	57%	879	61%	3,100	56%
System Involvement, CY 2017						
Child Welfare (DCYF)	2,461	35%	549	38%	1,912	35%
Foster Care (DCYF)	681	10%	169	12%	512	9%
Received Behavioral Rehabilitation Services	204	3%	56	4%	148	3%
Detained in a Juvenile Rehabilitation Facility	722	10%	177	12%	545	10%
Detained in an Adult Correctional Facility or Jail	939	14%	259	18%	680	12%
Any Psychiatric Inpatient Services (HCA, DSHS)	1,805	26%	298	21%	1,507	27%
Any Substance Use Disorder Inpatient Services (HCA)	1,612	23%	441	31%	1,171	21%
Engaged with 2+ Systems of Care	624	9%	179	12%	445	8%
Readmitted to Any State System of Care	1,982	29%	518	36%	1,464	27%
Social Services, 24 Months Prior to Exit						
Any State or Federal Cash/Food Assistance (DSHS)	5,298	76%	1,258	87%	4,040	73%
Basic Food	4,508	65%	1,141	79%	3,367	61%
Temporary Assistance to Needy Families (TANF)	843	12%	247	17%	596	11%
Housing and Essential Needs (HEN)	133	2%	47	3%	86	2%
Medicaid Coverage, 24 Months Prior to Exit						
Any Medical Assistance	6,251	90%	1,333	93%	4,918	89%
Medical History - Physical Health, 24 Months Prior to Exit for Those with Medical Assistance						
Emergency Department Outpatient Visits (1 or more)	4,565	73%	1,040	78%	3,525	72%
Emergency Department Outpatient Visits (4 or more)	1,767	28%	442	33%	1,325	27%
Any Inpatient Hospitalization in a General Medical Setting	1,249	20%	294	22%	955	19%
Any Admission to a Medical Detoxification Facility	606	10%	191	14%	415	8%
Medical History - Behavioral Health, 24 Months Prior to Exit for Those with Medical Assistance						
Any Indication of a Mental Illness	5,066	81%	1,059	79%	4,007	81%
Any Indication of a Substance Use Disorder (SUD)	3,957	63%	1,029	77%	2,928	60%
Any Indication of a Co-Occurring Mental Illness and SUD	3,294	53%	853	64%	2,441	50%
Risk Factors						
Any Indication of Neglect or Abuse Prior to Exit	3,785	55%	915	63%	2,870	52%
Any Indication of Homelessness Prior to Exit	3090	45%	981	68%	2109	38%
Ever Arrested or Charged for a Crime	4,585	66%	1,207	84%	3,378	61%
Never Employed in CY 2017, of those 18 and older	2012	42%	495	41%	1517	42%

Youth and Young Adults Exiting a State System of Care by County and Housing Status Calendar Year 2017

	All Youth and Young Adults, 12-24 Unduplicated		<i>Counties with Percent of Homeless Exiters Less than 15%</i>
	ALL EXITERS	HOMELESS	
WASHINGTON	6,940	1,441	15%
Population: Youth and young adults who exited from any of the following state systems in calendar (CY) 2017.			
Adams	13	< 11	✓
Asotin	34	< 11	✓
Benton	216	47	
Chelan	70	11	
Clallam	124	32	
Clark	250	53	
Columbia	< 11	< 11	✓
Cowlitz	132	39	
Douglas	55	< 11	✓
Ferry	< 11	< 11	✓
Franklin	67	13	
Garfield	< 11	< 11	✓
Grant	82	20	
Grays Harbor	96	18	
Island	55	14	
Jefferson	29	< 11	
King	1,368	265	
Kitsap	275	64	
Kittitas	71	< 11	✓
Klickitat	22	< 11	
Lewis	89	27	
Lincoln	< 11	< 11	
Mason	61	11	
Okanogan	45	< 11	
Pacific	30	< 11	
Pend Oreille	13	< 11	
Pierce	848	188	
San Juan	12	< 11	
Skagit	144	40	
Skamania	< 11	< 11	
Snohomish	622	140	
Spokane	881	170	
Stevens	42	< 11	✓
Thurston	306	70	
Wahkiakum	< 11	< 11	✓
Walla Walla	74	21	
Whatcom	229	48	
Whitman	23	< 11	
Yakima	464	85	
Unknown	76	< 11	✓

TECHNICAL NOTES

Data Sources: Identification of the study population, system involvement, and information on inpatient services, homelessness, and incarceration records are based on information from the Integrated Client Database (ICDB). The ICDB combines measures derived from the following administrative systems, among others: ProviderOne (medical claims, diagnoses, and behavioral health inpatient admissions), FamLink (foster care), ACT (juvenile rehabilitation institutions and community facilities), the Behavioral Health Data System (behavioral health inpatient admissions), the Automated Client Eligibility System (economic services and homelessness), and the Homeless Management Information System (housing services and homelessness).

Population: Youth and young adults who exited from any of the following state systems in calendar (CY) 2017.

1. **Foster Care:** Young adults who exited a foster care placement, were 18 or older at the time of exit, and did not return to foster care.
2. **State-Operated Correctional Facility:** Youth ages 12 and older who exited a Juvenile Rehabilitation institution or community placement facility OR young adults 18 to 24 exiting a Department of Corrections facility.
3. **Inpatient Behavioral Health:** Youth or young adults ages 12 to 24 who received state- or federally-funded treatment in an inpatient psychiatric facility (i.e., community mental health hospitals, evaluation and treatment facilities, the Children's Long-Term inpatient program, the Child Study and Treatment Center, or the state hospitals), inpatient substance use disorder treatment setting, or medical detoxification facility and exited this setting during CY 2017.

NOTE: A value of "< 11" indicates that the contents of a cell have been suppressed in accordance with the Health Care Authority's suppression rules because the total youth count in that cell was less than or equal to 10.

NOTE: Currently, state data systems do not systematically collect information on all gender identities. Only male and female gender categories are provided in this report.

MEASUREMENT PERIODS

The month in which a youth is released or discharged from a facility or ages out of foster care is the reference month (Month 0). Housing status is reported for Month +1 through Month +3 (i.e., Homeless within 3 months) and for Month +1 through Month +12 (i.e., Homeless within 12 months). Demographic information is reported as of the reference month. Case history lookback windows begin in the month prior to the reference month (Month -1) and go back through Month - 24 (e.g., mental health treatment need), or over a youth's entire history (e.g., maltreatment history).

MEASURES

Homeless Status: Determined based on: 1) client living arrangement (*Homeless without Housing, Emergency Shelter, Battered Spouse Shelter, Inappropriate Living Situation*) from the Automated Client Eligibility System (ACES); 2) address information in ACES indicating that a youth was homeless (e.g., a youth's address was "homeless"); or 3) housing service information recorded in the Homeless Management Information System (HMIS). Youth were identified as homeless if they experienced a new homeless spell in the 12 months following exit from a state system of care.

Re-institutionalized: Youth are considered re-institutionalized if they return to any institutional setting (residential/inpatient treatment for mental health or substance use; Juvenile Rehabilitation institution/community facility or adult correctional facility; or foster care) at anytime during the 12-month follow-up period. Youth may count as re-institutionalized and homeless if both conditions apply during the

County: Assigned as of the last month that a youth or young adult exited any state system of care.